

# CITY OF BELLAIRE TEXAS

MAYOR AND COUNCIL

FEBRUARY 20, 2017

---

|                 |                 |         |
|-----------------|-----------------|---------|
| Council Chamber | Regular Session | 7:00 PM |
|-----------------|-----------------|---------|

---

7008 S. RICE AVENUE  
BELLAIRE, TX 77401



## Mayor

Andrew S. Friedberg

## Mayor Pro Tem

Roman F. Reed

## Council Member

Gus E. Pappas

## Council Member

Michael Fife

## Council Member

Trisha S. Pollard

## Council Member

Pat B. McLaughlan

## Council Member

David R. Montague

### **Mission Statement:**

***The City of Bellaire is dedicated to outstanding quality service and facilities to ensure an open, progressive, and secure community.***

**REGULAR SESSION - 7:00 P.M.****I. REGULAR MEETING**

**A. Call to Order - Andrew S. Friedberg, Mayor.**

**B. Announcement of a Quorum - Andrew S. Friedberg, Mayor.**

**C. Inspirational Reading and/or Invocation - Pat B. McLaughlan, Council Member.**

**D. Pledges of Allegiance - Pat B. McLaughlan, Council Member.**

**1. U.S. Pledge of Allegiance:**

I pledge allegiance to the Flag of the United States of America, and to the Republic for which it stands, one Nation under God, indivisible, with liberty and justice for all.

**2. Pledge to the Texas Flag:**

Honor the Texas flag; I pledge allegiance to thee, Texas, one state under God, one and indivisible.

**E. Personal/Audience Comments.**

In order to address the City Council, please complete a sign-up sheet (located at the entrance to the Council Chamber), and submit it to City Clerk Tracy L. Dutton prior to the time for personal/audience comments. Each speaker shall have a time limit of up to five (5) minutes, with no extension, and with notice after four (4) minutes that one (1) minute is left. In the event of pressing business before the City Council or matters requiring its immediate attention or action, the City Council may, prior to the opening of audience comments, set a different maximum time limit for each speaker by a vote of four (4) members of the City Council.

The purpose of this item is to allow the residents of Bellaire and other interested persons an opportunity to address the City Council on agenda issues and on non-agenda issues that are a matter of the jurisdiction of the City Council (i.e., City policy and legislative issues). Non-agenda issues regarding daily operational or administrative matters should be first dealt with at the administrative level by calling City Hall at (713) 662-8222 during business hours.

[Note: The Texas Open Meetings Act, Texas Government Code, Chapter 551, prohibits the City Council from fully discussing, debating, or considering subjects for which public notice has not been given on the agenda. Issues that cannot be referred to the City Staff for action may be placed on the agenda of a future City Council Session.]

**F. Reports and Presentations:**

1. City Manager's Report regarding communication, field and personnel updates, calendar reminders, and notes of appreciation - Submitted by Paul A. Hofmann, City Manager.
2. Presentation of the FY 2017 First Quarter Report for the City of Bellaire, Texas - Submitted by Diane K. White, Assistant City Manager.
3. Presentation, discussion and feedback on Bonds for Better Bellaire 2016 Project Selection - Submitted by Paul A. Hofmann, City Manager.

**G. New Business:****1. Consent Agenda:**

Items set out in the consent agenda are considered routine and are recommended for approval by the passage of a single motion, without discussion or debate, that the consent agenda be adopted. Upon request of any member of City Council, items shall be removed from the consent agenda and considered separately.

**a. Adoption of Minutes:**

Consideration of and possible action on the adoption of the minutes of the Regular Session of the City Council of the City of Bellaire, Texas, held on Monday, January 9, 2017 - Submitted by Tracy L. Dutton, City Clerk.

Mayor and Council - Regular Session - Jan 9, 2017 5:30 PM

**b. Approval of Temporary Code Suspension:**

Consideration of and possible action on the adoption of an ordinance of the City Council of the City of Bellaire, Texas, temporarily suspending the application of Chapter 3, Alcoholic Beverages, Article I, In General, Section 3-3, Use prohibited in public parks and other public places, of the Code of Ordinances of the City of Bellaire, Texas, for the purpose of allowing the Bellaire Little League to host a special fundraising event, a crawfish boil, in Mulberry Park, 700 Mulberry Lane, Bellaire, Texas 77401, on Saturday, March 25, 2017 - Submitted by Cheryl Bright, Assistant Director of Parks, Recreation, and Facilities.

**c. Municipal Court Appointments:**

- i. Consideration of and possible action on the adoption of an ordinance of the City Council of the City of Bellaire, Texas, appointing Lisa A. Wesely as Presiding Judge of the Municipal Court of the City of Bellaire, Texas, for a two-year term commencing on the 5th day of March, 2017, and ending on the 4th day of March, 2019 - Submitted by Tracy L. Dutton, City Clerk.
- ii. Consideration of and possible action on the adoption of an ordinance of the City Council of the City of Bellaire, Texas, appointing Robert C. Richter, Jr., as Assistant City Attorney for the City of Bellaire, Texas, for a two-year term commencing on the 6th day of March, 2017, and ending on the 5th day of March, 2019, for the purpose of serving as Prosecutor in the Municipal Court of the City of Bellaire, Texas - Submitted by Tracy L. Dutton, City Clerk.
- iii. Consideration of and possible action on the adoption of an ordinance of the City Council of the City of Bellaire, Texas, appointing E. Stanley Topek as Deputy Assistant City Attorney for the City of Bellaire, Texas, for a two-year term commencing on the 7th day of March, 2017, and ending on the 6th day of March, 2019, for the purpose of serving as Deputy Prosecutor in the Municipal Court of the City of Bellaire, Texas - Submitted by Tracy L. Dutton, City Clerk.

**2. Adoption of Ordinance:**

Consideration of and possible action on the adoption of an ordinance of the City Council of the City of Bellaire, Texas, authorizing a change order to the FY 2016 Pavement Management Project Contract with Main Lane Industries for an amount not to exceed \$275,000.00 for the purpose of addressing additional street and sidewalk point repairs and curb and gutter repairs identified in the block inspection program - Submitted by Paul A. Hofmann, City Manager.

### **3. Item for Individual Consideration:**

Consideration of and action to direct City Staff to coordinate with the Houston Police Department and Harris County Officials regarding a safety problem needing corrective action on a major freeway - Submitted by Roman F. Reed, Mayor Pro Tem.

### **H. Community Interest Items from the Mayor and Council.**

It is the intent of this item to provide members of the City Council the opportunity to make a report about items of community interest, which may include expressions of thanks, congratulations, or condolence; information regarding holiday schedules; honorary recognition of City officials, employees, or other citizens or entities; reminders of upcoming events sponsored by the City or another entity that is scheduled to be attended by a City official or City employee; and announcements involving an imminent threat to the public health and safety of people in Bellaire that has arisen after the posting of the agenda.

No action may be taken on a reported item of community interest, and no possible action discussed except a proposal to place the subject on the agenda for a subsequent meeting.

*See Texas Government Code, Chapter 551, Open Meetings Act.*

### **I. Adjourn.**

## **II. CLOSED MEETING**

### **A. Call to Order - Andrew S. Friedberg, Mayor.**

### **B. Announcement of a Quorum - Andrew S. Friedberg, Mayor.**

### **C. Retire into Closed Meeting in the Council Conference Room:**

Retire into closed meeting pursuant to the *Texas Government Code, Chapter 551, Open Meetings Act, Section 551.074, Personnel Matters*, to deliberate the evaluation of the City Manager of the City of Bellaire, Texas.

### **D. Reconvene in Open Meeting in the Council Chamber:**

Reconvene in open meeting and take action, if any, on items discussed in the closed meeting.

### **E. Adjourn.**



**Mayor and Council**

7008 S. Rice Avenue  
Bellaire, TX 77401



Meeting: 02/20/17 07:00 PM  
Department: City Manager's Office  
Category: Presentation  
Department Head: Paul A. Hofmann  
DOC ID: 2130

**SCHEDULED  
ACTION ITEM (ID # 2130)**

---

**Item Title:**

City Manager's Report regarding communication, field and personnel updates, calendar reminders, and notes of appreciation - Submitted by Paul A. Hofmann, City Manager.

**Background/Summary:**

City Manager's Report regarding communication, field and personnel updates, calendar reminders, and notes of appreciation.

**Previous Council Action Summary:**

N/A

**Fiscal Impact:**

N/A

**Recommendation:**

N/A

**Mayor and Council**

7008 S. Rice Avenue  
Bellaire, TX 77401



Meeting: 02/20/17 07:00 PM  
Department: City Manager  
Category: Presentation  
Department Head: Diane K White  
DOC ID: 2071

**SCHEDULED  
ACTION ITEM (ID # 2071)**

---

**Item Title:**

Presentation of the FY 2017 First Quarter Report for the City of Bellaire, Texas - Submitted by Diane K. White, Assistant City Manager.

**Background/Summary:**

The FY 2017 first quarter report reflects the three months ending December 31, 2016 or the year to date actuals.

This report also contains the supplemental monthly financial report information for December 2016.

A summary of Capital Improvement and Management Projects will also be given during this presentation.

**Previous Council Action Summary:**

N/A

**Fiscal Impact:**

N/A

**Recommendation:**

Provide feedback and accept the report

**ATTACHMENTS:**

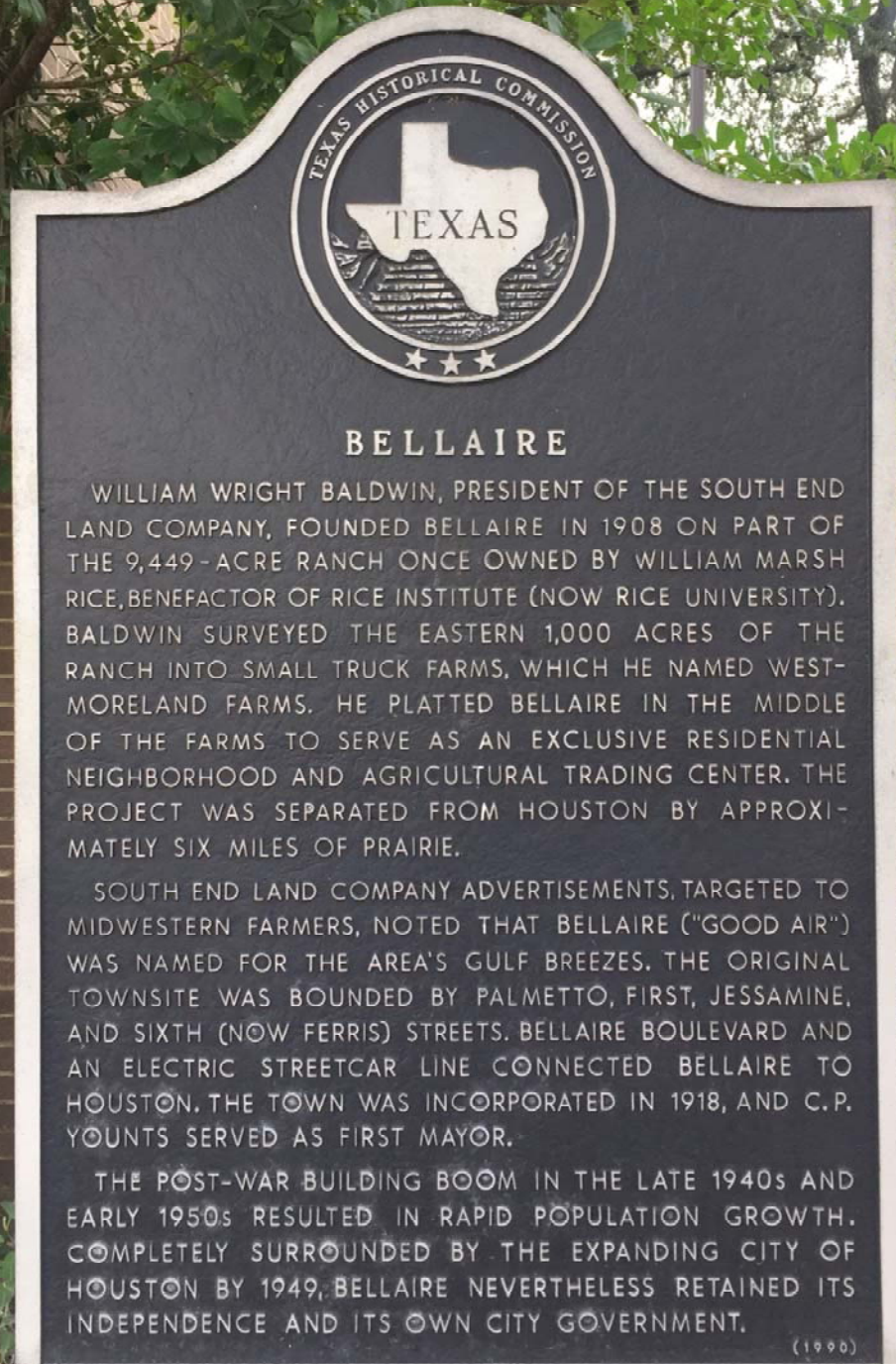
- FY2017 1st Quarter Report - Master (PDF)



# City of Bellaire

## FY 2017 First Quarter Report

October 2016 – December 2016





# Table of Contents

|  |         |
|--|---------|
| <b>Personnel Analysis</b>  | Page 3  |
| Departmental Vacancies   | Page 3  |
| <b>General Fund</b>  | Page 4  |
| Revenues Charts  | Page 4  |
| Expenditures Charts  | Page 6  |
| Revenue and Expenditure Report by Department                       | Page 8  |
| <b>Enterprise Fund</b>   | Page 9  |
| Revenues and Expenses Charts                                       | Page 9  |
| Revenue and Expense Report by Department                           | Page 13 |
| <b>Management Projects</b>   | Page 14 |
| <b>Capital Improvement Projects</b>                                | Page 15 |
| <b>Trends</b>  | Page 18 |
| Development Statistics   | Page 18 |
| Crime Statistics   | Page 18 |
| <b>December Monthly Report Supplemental items</b>                  | Page 19 |
| Debt Service Fund – Revenues and Expenditures                      | Page 20 |
| Vehicle and Equipment Replacement Fund – Revenues and Expenditures | Page 21 |
| Capital Improvement Fund – Revenues and Expenditures               | Page 22 |
| Capital Bond Fund – Revenues and Expenditures                      | Page 23 |
| Metro Fund – Revenues and Expenditures                             | Page 24 |
| Current Property Tax Collections                                   | Page 25 |
| Housing Information  | Page 26 |
| Summary of Sales & Mixed Beverage Tax                              | Page 27 |
| Summary of Franchise Fees  | Page 28 |
| Summary of Purchase Orders   | Page 29 |
| Quarterly Investment Report  | Page 30 |
| Quarterly Donation Report  | Page 33 |

# Personnel Analysis

At the end of the first quarter, December 31, 2016, we had three new hires, one promotion, one transfer and six separations, including one retiree. As this report is being written, new hires in January 2017 include a Police Officer, Permit Technician, and Director of Information Technology, while the Director of Public Works and a Permit Technician separated in January, all of which will be reflected in the FY 2017 second quarter report.

| 1st Qtr<br>New Hires/Promotions/Transfers   | 1st Qtr<br>Separations                        |
|---|---|
| 1 Librarian (Youth Services)                | 2 Police Officers                             |
| 2 Laborers                                  | 2 Equipment Operators                         |
| 1 Equipment Operator (promotion)            | 1 Utilities Foreman                           |
| 1 Library Assistant (transfer from Finance) | 1 Laborer (promotion to equipment operator)   |
|   | 1 Library Assistant (retired)                 |
|   | 1 Purchasing Technician (transfer to Library) |

| Department Vacancies      |                                  |            |           |           |           |
|---------------------------|----------------------------------|------------|-----------|-----------|-----------|
| Department                | Adopted<br>Budgeted<br>Positions | 12/31/2016 | 3/31/2017 | 6/30/2017 | 9/30/2017 |
| <b>General Fund</b>       |                                  |            |           |           |           |
| City Manager's Office     | 10                               | 0          | 0         | 0         | 0         |
| Finance                   | 9                                | 1          | 0         | 0         | 0         |
| Development Services      | 8                                | 1          | 0         | 0         | 0         |
| Fire                      | 24                               | 0          | 0         | 0         | 0         |
| Police                    | 59.5                             | 5          | 0         | 0         | 0         |
| Parks, Rec., & Facilities | 24.5                             | 0          | 0         | 0         | 0         |
| Library                   | 7.5                              | 0          | 0         | 0         | 0         |
| Public Works              | 9                                | 2          | 0         | 0         | 0         |
| <b>Enterprise Fund</b>    |                                  |            |           |           |           |
| Water                     | 8                                | 2          | 0         | 0         | 0         |
| Wastewater                | 11                               | 3          | 0         | 0         | 0         |
| Solid Waste & Recycling   | 13                               | 3          | 0         | 0         | 0         |
| <b>Total</b>              | <b>183.5</b>                     | <b>17</b>  | <b>0</b>  | <b>0</b>  | <b>0</b>  |

Attachment: FY2017 1st Quarter Report - Master (2071 : FY 2017 1st Quarter Report)

# General Fund

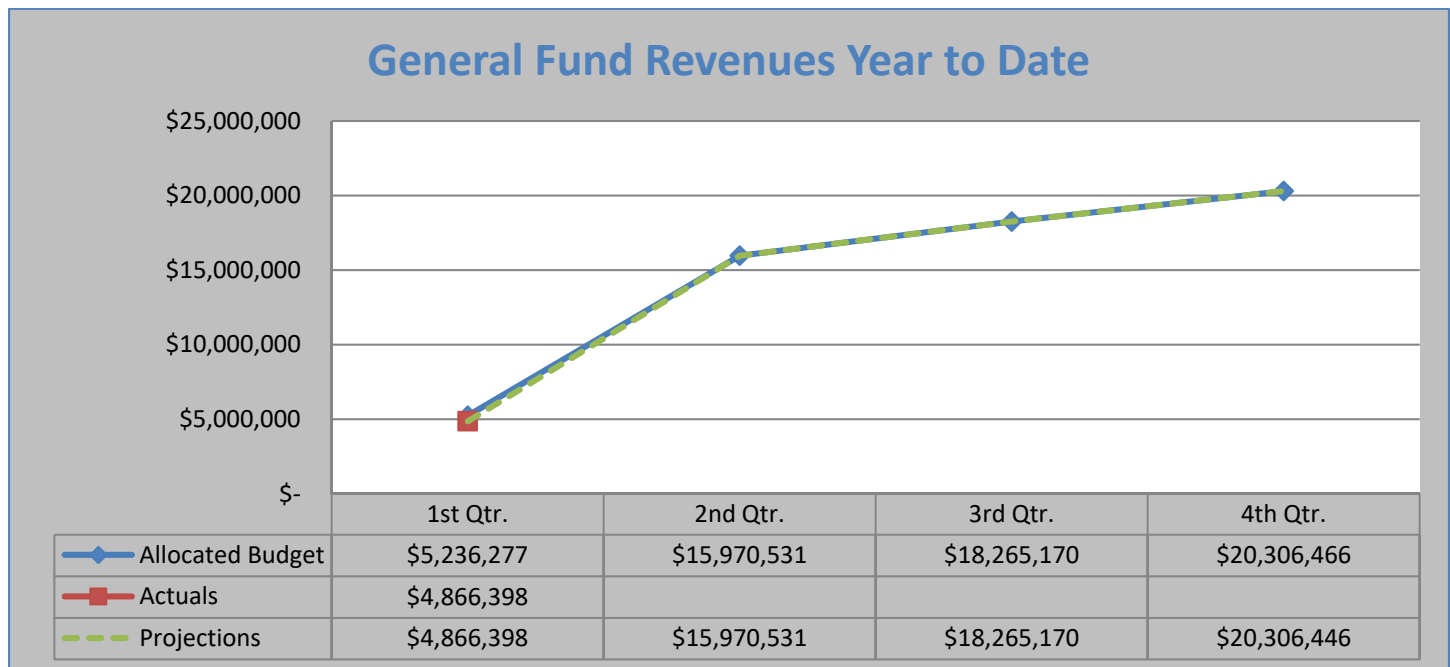
The General Fund is projected to end FY 2016 with a fund balance of \$4,901,070. The ending balance for FY 2016 is used for the beginning balance of FY 2017 and has been adjusted at this time as an unaudited increase of \$222,463 when compared to the adopted budget. This is a one-time source not yet appropriated. The recommended use is to off-set the projected deficit of the 60-day fund balance requirement in the General Fund five-year fiscal forecast.

The recommended use of any unanticipated increase to the fund balance is as follows:

- Offset the projected deficit of the sixty (60) day fund balance requirement in the five-year fiscal forecast
- Reduce the “catchup” needed for the vehicle and equipment replacement plan
- Increase the contribution to the General Fund transfer to the CIP

| General Fund FY 2017 1st Quarter<br>Revenue and Expenditure Report |                    |                             |                    |
|--|--------------------|-----------------------------|--------------------|
|  | Adopted Budget     | Year to Date<br>(Unaudited) | Projections        |
| <b>Beginning Balance</b>   | <b>\$4,678,607</b> | <b>\$4,901,070</b>          | <b>\$4,901,070</b> |
| Revenue  | 20,306,446         | 4,866,432                   | 20,306,446         |
| Expenditure  | 21,523,450         | 5,344,536                   | 21,523,450         |
| <b>Ending Balance</b>  | <b>\$3,461,603</b> |                             | <b>\$3,683,766</b> |

The allocated budget is a five-year average of the percentage of revenue collected as of the end of each month in the fiscal year by major categories. For the three months ended December 2016, the General Fund collected 24% of its total budgeted revenues and is under its allocated budget by \$369,794, or 7%.



### **Property Taxes**

Property tax collections will peak in January before dropping off dramatically. This payment trend is driven by the January 31 due date for property taxes. The City has collected 26% of budgeted property taxes for the First Quarter or \$3,218,807.

Overall, the General Fund ultimately expects to collect approximately \$12.3 million in property taxes in FY 2017, an increase of \$1.0 million over FY 2016's \$11.3 million. The expected increase in property taxes is driven by a \$0.005 increase in the operations and maintenance portion of the property tax rate and an increase in taxable values.

### **Franchise Taxes**

Franchise taxes for the three months ended December 2016 of \$397,311 are over the allocated budget by \$45,249, or 13%. Electric franchise tax payments are generally received monthly. Gas, telephone, and cable franchise tax payments are generally received quarterly.

### **Sales Tax**

Sales tax revenue for three months ended December 2016 of \$515,146 is under the allocated budget by \$96,127, or 16%.

The City's current inter-local agreement with METRO, effective October 2014, requires Metro to pay the City one-half of all sales taxes collected by METRO within the Bellaire city limits. The City records these revenues in the METRO Fund. The City has experienced a similar decline in METRO sales tax receipts in the METRO fund.

### **Permits, Fees, and Licenses**

Development permits, fees, and licenses of \$202,184 are under the allocated budget by \$97,336, or 33%. Permits are budgeted to be significantly higher in FY 2017 due to the planned construction of a new H-E-B grocery store. No permit revenue related to the new store was recorded in three months ended December 2016, and the timing of that permit revenue will likely not follow the historical trends reflected in the allocated budget so we may experience significant variances in actual permit revenue as compared to the allocated budget this year. Permitting for the H-E-B project occurred after the end of this reporting period and will be reflected in the report for the period ending January 2017.

### **PARD Charges & Fees**

Parks and Recreation fees of \$99,840 are over the allocated budget by \$19,650, or 23%.

Parks and Recreation fees are weighted heavily toward the summer months when Camp Paseo is operating and the swimming pools are open daily.

Due to water leak at the Bellaire Family Aquatic Center, the pool was closed from December 15 through January 20 while repairs were made. Fortunately, this occurred during the low season and not during the peak attendance and revenue months of May through September.

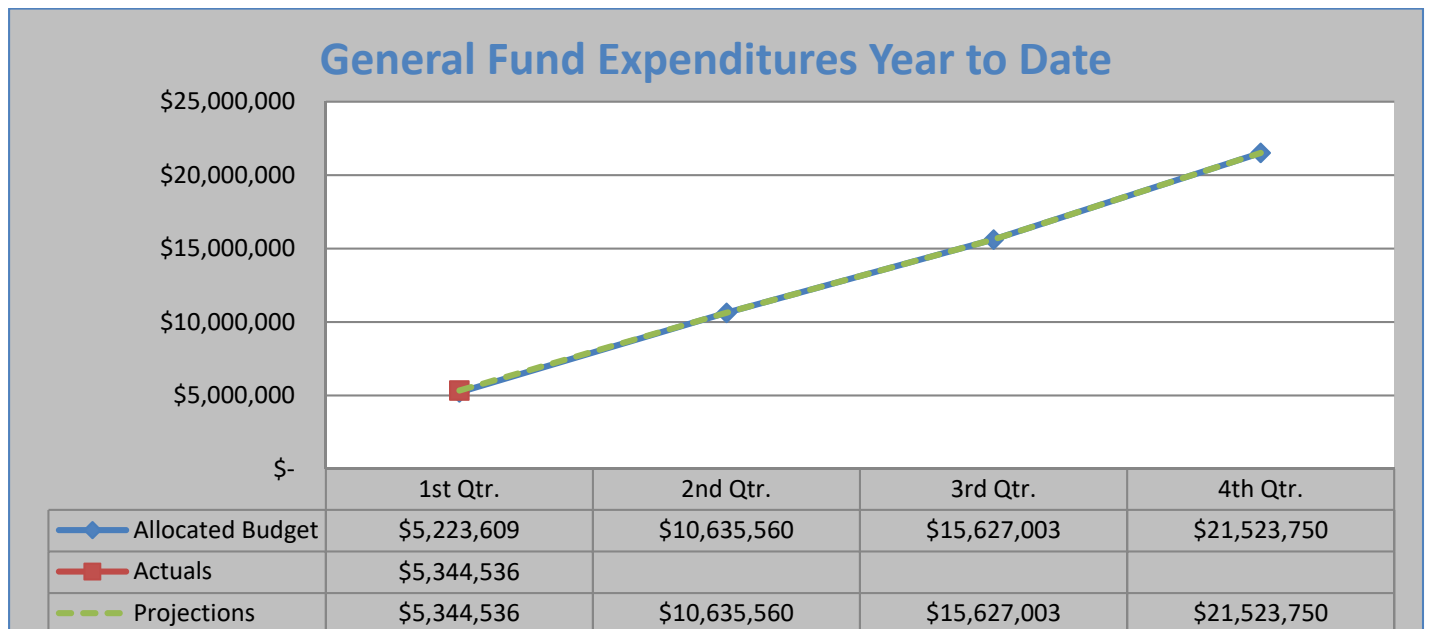
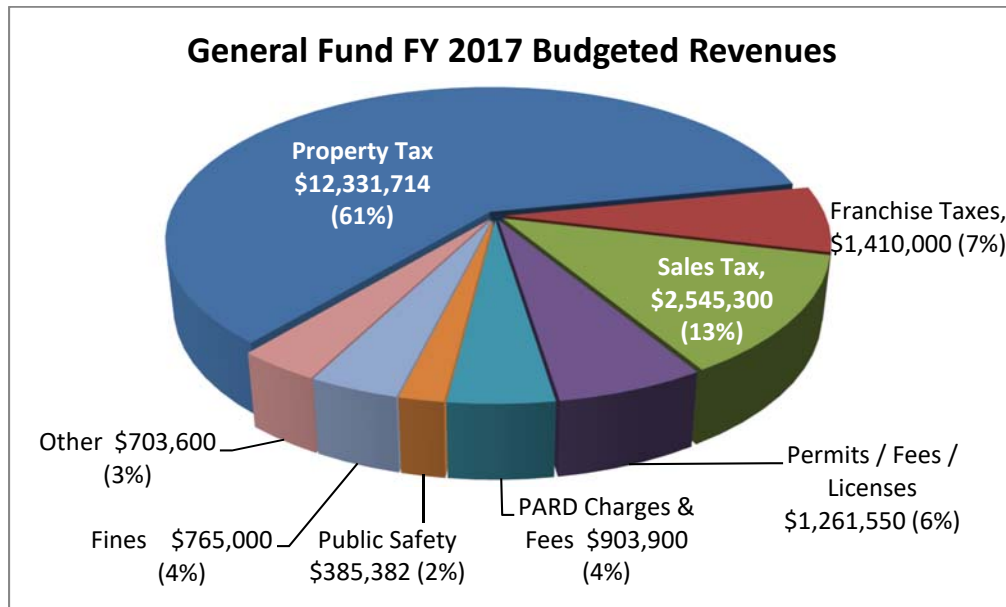
### **Public Safety**

Public Safety revenues of \$101,204 are over the allocated budget by \$18,068, or 22%. Public Safety revenues for the three months ended December 2016 are \$7,326 higher than the same period in the prior year.

Ambulance revenue is 75% of the budgeted public safety revenues. The three months ended December 2016 included ambulance revenue of \$84,730. The average of the prior five years for the comparable period is \$77,810.

## Fines

Fine revenues of \$158,488 are below the allocated budget by \$10,616, or 6%.



For the three months ended December 2016, the General Fund expended 25% of its total budgeted expenditures and is over its allocated budget by \$120,927, or 2%.

Salaries and benefits make up the largest category of expenditures in the General Fund at 66% of all FY 2017 budgeted expenditures, followed by purchased services at 19% of all budgeted expenditures.

## Salary and Benefits

Salary and benefits of \$3,697,672 are over the allocated budget by \$253,490, or 7%, due to FY 2017 having seven (7) payrolls during the reporting period instead of the typical six (6) payrolls. As the City payrolls are bi-weekly, there occasionally is a month which has three (3) payrolls instead of two (2) and December 2016 had three (3) payrolls.



### Purchased Services

Purchased services of \$915,357 are under the allocated budget by \$150,889, or 14%.

Some of the larger departmental level variances contributing to this category being below the allocated budget include:

- Human Resources - NeoGov employment applicant tracking software license fees of approximately \$9,900 are typically paid in November; however, in FY 2017 these fees were not paid until January.
- Legal – Legal fees were \$7,254 for the three months ended December 2016 as compared to an average of the prior five years of \$13,575 for the comparative period as a result of the timing of billings.
- Police Department – Maintenance, which is primarily related to vehicles, was \$7,347 for the three months ended December 2016 as compared to an average of the prior five years of \$14,288 for the comparative period.
- Parks – Pool maintenance was \$909 for the three months ended December 2016 as compared to an average of the prior five years of \$11,197 for the comparative period.

### Supplies

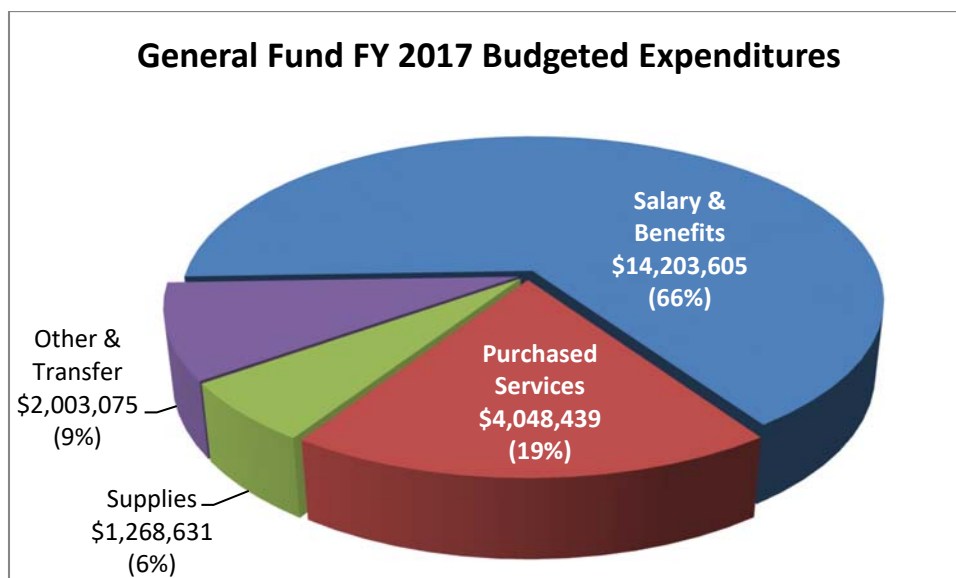
Supplies of \$211,635 are under the allocated budget by \$58,616, or 22%.

Some of the larger variances contributing to this category being below the allocated budget include:

- All Departments - Fuel expenditures of \$25,209 for the three months ended December 2016 represents just a 7% increase over last year, which is not as large as the budgeted increase in fuel costs for FY 2017.
- Information Technology – Hardware and Software supplies were \$6,901 for the three months ended December 2016 as compared to an average of the prior five years of \$16,424 for the comparative period. Technology expenditures for this line item have been under evaluation since the departure of the IT Director.

### Other Expenditures and Transfers Out

The “other expenditures and transfers out” category is mainly the monthly transfers from the General Fund to (1) the Capital Improvement Fund and (2) the Vehicle and Equipment Replacement Fund. Other expenditures and transfers out in the three months ended December 2016 of \$514,250 are over the allocated budget by \$76,942, or 17%. Total budgeted transfers out of the General Fund are \$2,057,000, or \$171,417/month. The year-to-date expenditures are \$5,621 higher than the transfer amount because of banking fees.



**General Fund**  
**FY 2017 Revenue and Expenditure Report by Department**

|                              | <b>FY 2017<br/>Adopted<br/>Budget</b> | <b>FY 2017<br/>Amended<br/>Budget</b> | <b>FY 2017<br/>Year to Date<br/>(Unaudited)</b> | <b>% of Amended<br/>Budget<br/>(Collected/Spent)</b> | <b>FY 2017<br/>Projected<br/>Budget</b> |
|------------------------------|---------------------------------------|---------------------------------------|---|--|---|
| <b>Revenue</b>               |                                       |                                       |   |  |   |
| Property Taxes               | \$12,331,714                          | \$12,331,714                          | \$3,218,807                                     | 26%  | \$12,331,714                            |
| Franchise Taxes              | 1,410,000                             | 1,410,000                             | 397,311   | 28%  | 1,410,000                               |
| Sales Tax                    | 2,545,300                             | 2,545,300                             | 515,146   | 20%  | 2,545,300                               |
| Permits                      | 848,300                               | 848,300                               | 146,829   | 17%  | 848,300                                 |
| Fees                         | 410,350                               | 410,350                               | 53,751  | 13%  | 410,350                                 |
| License                      | 2,900                                 | 2,900                                 | 1,603   | 50%  | 2,900                                   |
| Intergovernmental            | 2,800                                 | 2,800                                 | 0   | 0%   | 2,800                                   |
| Rental                       | 36,400                                | 36,400                                | 5,556   | 15%  | 36,400                                  |
| Aquatics                     | 330,000                               | 330,000                               | 21,931  | 7%   | 330,000                                 |
| Program Fees                 | 159,000                               | 159,000                               | 27,183  | 17%  | 159,000                                 |
| Athletics                    | 362,000                               | 362,000                               | 45,170  | 12%  | 362,000                                 |
| Other Fees                   | 16,500                                | 16,500                                | 3,667   | 22%  | 16,500                                  |
| Public Safety                | 382,150                               | 382,150                               | 100,500   | 26%  | 382,150                                 |
| Other Revenue                | 3,232                                 | 3,232                                 | 704   | 22%  | 3,232                                   |
| Fines                        | 765,000                               | 765,000                               | 158,488   | 21%  | 765,000                                 |
| Investment Earnings          | 39,500                                | 39,500                                | 6,817   | 17%  | 39,500                                  |
| Miscellaneous                | 37,300                                | 37,300                                | 6,968   | 19%  | 37,300                                  |
| Business Enterprise Transfer | 624,000                               | 624,000                               | 156,000   | 25%  | 624,000                                 |
| <b>Total</b>                 | <b>\$20,306,446</b>                   | <b>\$20,306,446</b>                   | <b>\$4,866,432</b>                              | <b>24%</b>   | <b>\$20,306,446</b>                     |
| <b>Expenditures</b>          |                                       |                                       |   |  |   |
| Administration               | \$2,460,875                           | \$2,460,875                           | \$797,759                                       | 32%  | \$2,460,875                             |
| Legal Service                | 100,000                               | 100,000                               | 7,254   | 7%   | 100,000                                 |
| Finance                      | 1,290,601                             | 1,290,601                             | 331,511   | 26%  | 1,290,601                               |
| Development Services         | 892,834                               | 892,834                               | 181,617   | 20%  | 892,834                                 |
| Fire                         | 3,041,250                             | 3,041,250                             | 788,231   | 26%  | 3,041,250                               |
| Police                       | 6,167,369                             | 6,167,369                             | 1,554,908                                       | 25%  | 6,167,369                               |
| Parks, Rec., and Facilities  | 3,717,857                             | 3,717,857                             | 736,585   | 20%  | 3,717,857                               |
| Library                      | 696,822                               | 696,822                               | 177,150   | 25%  | 696,822                                 |
| Public Works                 | 1,119,142                             | 1,119,142                             | 255,268   | 21%  | 1,119,142                               |
| Non-Departmental*            | 1,957,000                             | 1,957,000                             | 514,250   | 26%  | 1,957,000                               |
| <b>Total</b>                 | <b>\$21,523,750</b>                   | <b>\$21,523,750</b>                   | <b>\$5,344,533</b>                              | <b>25%</b>   | <b>\$21,523,750</b>                     |
| <b>Revenues/Expenditures</b> | <b>(\$1,217,304)</b>                  | <b>(\$1,217,304)</b>                  | <b>(\$478,102)</b>                              |  | <b>(\$1,217,304)</b>                    |

\*Non-departmental expenditures consist of operating transfers out and contingency expenditures.

Attachment: FY2017 1st Quarter Report - Master (2071 : FY 2017 1st Quarter Report)

# Enterprise Fund

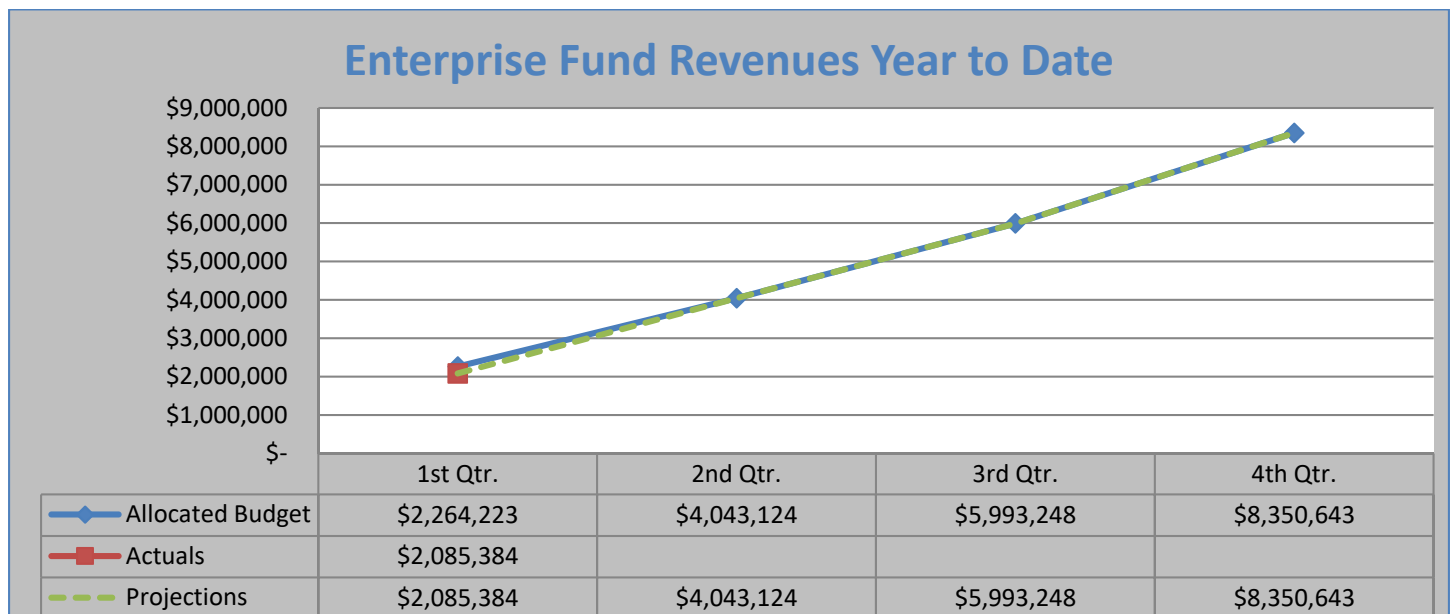
The Enterprise Fund is projected to end FY 2016 with a fund balance of \$1,576,203. The ending balance for FY 2016 is used for the beginning balance of FY 2017 has been adjusted at this time as an unaudited increase of \$131,875 when compared to the adopted budget as reflected in the chart below. This is a one-time source not yet appropriated. The recommended use is to off-set the projected deficit of the 60-day fund balance requirement in the Enterprise Fund five-year fiscal forecast.

The recommended use of any unanticipated increase to the fund balance is as follows:

- Offset the projected deficit of the sixty (60) day fund balance requirement in the five-year fiscal forecast
- Reduce the "catchup" needed for the vehicle and equipment replacement plan
- Increase the contribution to the Enterprise Fund transfer to the CIP

| Enterprise Fund FY 2017 1st Quarter<br>Revenue and Expense Report |                |                             |             |
|---|----------------|-----------------------------|-------------|
|   | Adopted Budget | Year to Date<br>(Unaudited) | Projections |
| Beginning Balance   | \$1,444,328    | \$1,576,203                 | \$1,576,203 |
| Revenue   | 8,350,643      | 2,085,384                   | 8,350,643   |
| Expense   | 9,075,734      | 1,991,831                   | 9,075,734   |
| Ending Balance  | \$719,237      |                             | \$851,112   |

For the three months ended December 2016, the Enterprise Fund collected 25% of its total budgeted revenues and is under its allocated budget by \$178,839, or 8%. The largest variance contributing to the divergence from the allocated budget is water revenue, which is \$133,808 below the allocated budget., overall budget to actual if allocated over 12 months is right on target at 26%.



### Water and Wastewater Revenue

Water revenues of \$1,072,762 are below the allocated budget by \$133,808, or 11%.

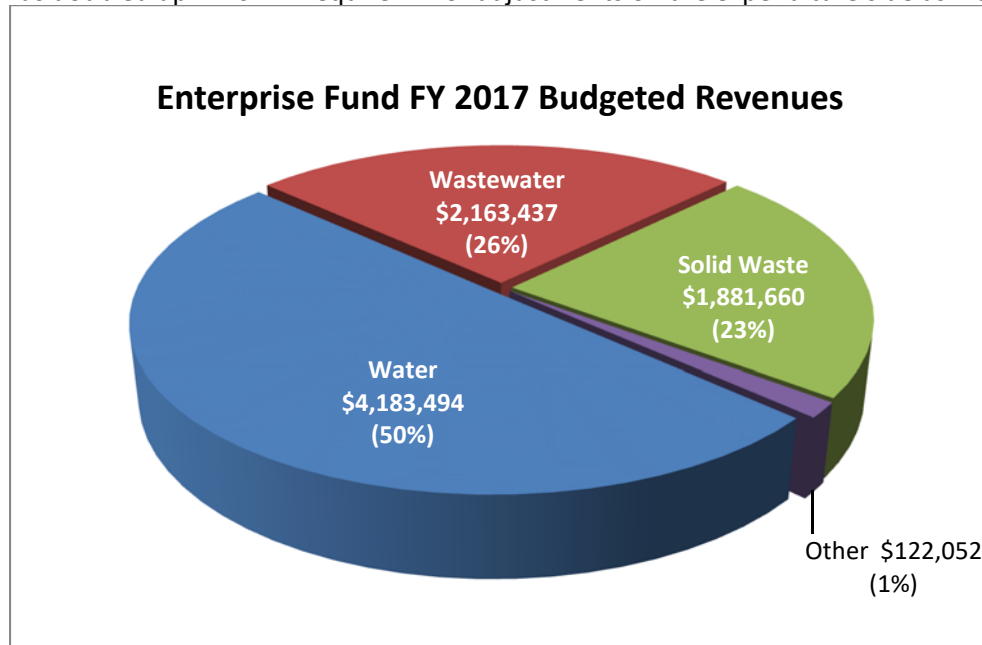
Sales of water makes up the largest category of revenues in the Enterprise Fund at 50% of all FY 2017 budgeted revenues, followed by charges for wastewater at 26% of budgeted revenues, and charges for solid waste at 23% of budgeted revenues.

Changes in water revenues directly correlate to changes in water consumption; however, there was a rate increase implemented effective October 1st. The allocated budget uses the prior five years' monthly revenues to allocate the current year budget. In each of the prior five years, water rates remained constant; however, in the current year water rates were increased effective October 1st. The revenue actually collected in October relates to September usage and was billed under the old rate structure; therefore, only water revenues collected from November 2016 through December of 2017 will be at the new water rates. While still under the allocated budget for the three months ended December 2016, water revenues are trending closer to allocated budget each month. Water consumption is also up over this same period last year.

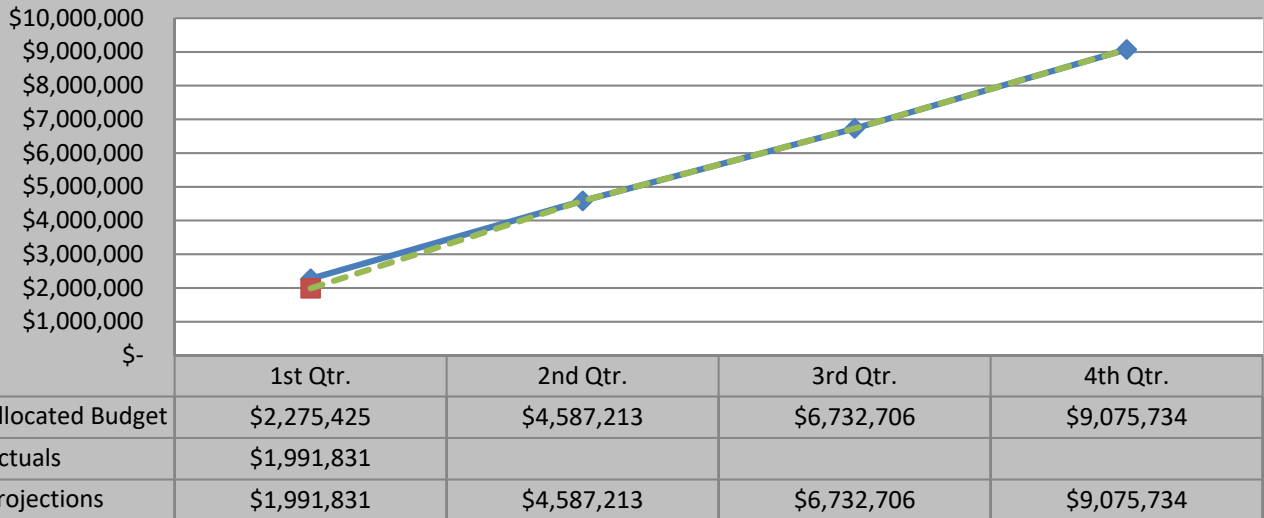
Wastewater revenues of \$568,006 are over the allocated budget by \$19,232, or 4%.

### Solid Waste

Solid Waste revenues of \$421,958 are below the allocated budget by \$48,417, or 10%. During the budget process the recycling revenue was doubled up. This will require minor adjustments on the expenditure side as we go through the year.



## Enterprise Fund Expenses Year to Date



For the three months ended December 2016, the Enterprise Fund incurred 22% of its total budgeted expenses and is under its allocated budget by \$283,594, or 13%. The variance from allocated budget is due mainly to "Supplies".

### Salary and Benefits

Salary and benefits of \$449,061 are under the allocated budget by \$22,667, or 5%.

### Purchased Services

Purchased services of \$316,197 are under the allocated budget by \$20,589, or 6%.

### Supplies

Supplies (which includes water purchased from the City of Houston) makes up the largest category of expenses in the Enterprise Fund at 31.2% of all FY 2017 budgeted expenses, followed by "other and transfers" at 30.4% of all Enterprise Fund budgeted expenses. Other and transfers includes \$11,000 of budgeted operational expenses and \$2,746,000 of transfers out, including (1) \$624,000 to the General Fund to reimburse overhead expenses, (2) \$950,000 to the Debt Service Fund, (3) \$522,000 to the Vehicle and Equipment Replacement Fund, and (4) \$650,000 to the Capital Improvement Fund.

Supplies of \$537,225 are under the allocated budget by \$236,208, or 31%.

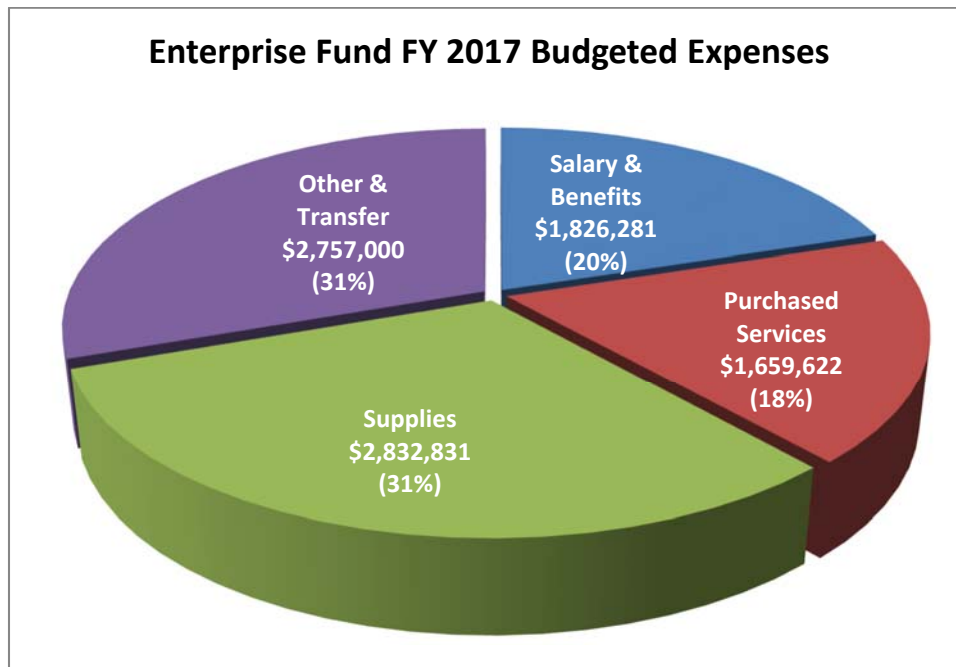
The City budgeted a significant increase in fuel costs for FY 2017 as compared to FY 2016 actual fuel expense; however, fuel expense of \$16,258 for the three months ended December 2016 represents a 2% decrease compared to last year.

The supplies category includes ground water credits. Ground water credits are usually purchased once a year, but the purchase date varies from year to year. Twice in the five-year history included in the allocated budget there was a ground water credit purchase in the first three months of the fiscal year. In each of November 2013 and December 2015, the City purchased \$170,770 of ground water credits, which increases the allocated budget for the period; however, there were no ground water credit purchases in the first three months of the FY 2017 fiscal year, but ground water credits are expected to be purchased in February 2017.

The budget for garbage bags increased by \$15,000, from \$85,000 to \$100,000; however, there were no garbage bag purchases in the three months ended December 2016. The City plans to bid out and potentially purchase garbage bags in the second quarter of FY 2017.

### Other Expenses and Transfers Out

The “other expenses and transfers out” category is mainly the monthly transfers from the Enterprise Fund to (1) the General Fund, (2) the Debt Service Fund, (3) The Vehicle and Equipment Replacement Fund, and (4) the Capital Improvement Fund. Other expenses and transfers out in the three months ended December 2016 of \$689,348 are under the allocated budget by \$4,130, or 1%. Total budgeted transfers out of the Enterprise Fund are \$2,746,000, or \$228,833/month. The year-to-date expenses are \$2,849 higher than the transfer amount because of banking fees, which are budgeted at \$11,000, and are relatively immaterial to the category total.



**Enterprise Fund**  
**FY 2017 Revenue and Expense Report by Department**

|   | <b>FY 2017<br/>Adopted<br/>Budget</b> | <b>FY 2017<br/>Amended<br/>Budget</b> | <b>FY 2017<br/>Year to Date<br/>(Unaudited)</b> | <b>% of Amended<br/>Budget<br/>(Collected/Spent)</b> | <b>FY 2017<br/>Projected<br/>Budget</b> |
|---|---------------------------------------|---------------------------------------|---|--|---|
| <b>Revenue</b>                          |                                       |                                       |   |  |   |
| Water Sales                             | \$4,183,494                           | \$4,183,494                           | \$1,072,762                                     | 26%  | \$4,183,494                             |
| Waste Water Service                     | 2,163,437                             | 2,163,437                             | 568,006   | 26%  | 2,163,437                               |
| Solid Waste – Garbage<br>& Brush Pickup | 1,881,660                             | 1,881,660                             | 421,958   | 22%  | 1,881,660                               |
| Miscellaneous                           | 122,052                               | 122,052                               | 22,658  | 19%  | 122,052                                 |
| <b>Total</b>                            | <b>\$8,350,643</b>                    | <b>\$8,350,643</b>                    | <b>\$2,085,384</b>                              | <b>25%</b>   | <b>\$8,350,643</b>                      |
| <b>Expenses</b>                         |                                       |                                       |   |  |   |
| Water Production                        | \$518,463                             | \$518,463                             | \$138,947                                       | 27%  | \$518,463                               |
| Water Distribution                      | 609,261                               | 609,261                               | 103,595   | 17%  | 609,261                                 |
| Surface Water                           | 2,020,961                             | 2,020,961                             | 372,555   | 18%  | 2,020,961                               |
| Wastewater Collection                   | 611,299                               | 611,299                               | 106,659   | 17%  | 611,299                                 |
| Wastewater<br>Treatment                 | 803,848                               | 803,848                               | 179,079   | 22%  | 803,848                                 |
| Solid Waste – Garbage<br>& Brush Pickup | 1,487,047                             | 1,487,047                             | 333,048   | 22%  | 1,487,047                               |
| Utility Billing                         | 278,855                               | 278,855                               | 68,600  | 25%  | 278,855                                 |
| Transfers Out/Other                     | 2,746,000                             | 2,746,000                             | 689,348   | 25%  | 2,746,000                               |
| <b>Total</b>                            | <b>\$9,075,734</b>                    | <b>\$9,075,734</b>                    | <b>\$1,991,831</b>                              | <b>22%</b>   | <b>\$9,075,734</b>                      |
| <b>Revenues/Expenses</b>                | <b>(\$725,091)</b>                    | <b>(\$725,091)</b>                    | <b>\$99,553</b>                                 |  | <b>(\$725,091)</b>                      |

# FY 2017 Management Projects

## MP 1701 – Public Works Site Planning:

The City contracted with Pierce Goodwin and Alexander (PGAL) to review and develop a proposed site plan for the City of Bellaire's Public Works Complex. The site plan will incorporate all of the City's property in the area, and will be a guiding document for future decision making regarding a new Public Works Building. Work on this project will begin in late summer.

## MP 1702 – GIS, Work Order/Online Permits:

This project was initiated in FY 2016 and has many phases. Phase one of project has been completed by geographically locating all above-ground public works infrastructure assets. The City started a program for the block inspections which led to changes orders for the Pavement Maintenance Program to address the results of the inspections. This will be presented to Council in the second quarter of FY 2017.

In FY 2016 the City purchased the software and hardware for Geographic Information System (GIS). The City's internal technology team still has a lot of work to do for full implementation. Full implementation will not occur until FY 2018. The team is working through a needs analysis on the appropriate software to manage the asset management system that will provide access and capability to expand the program to all City departments. The team will be preparing justification and information to present to the City Manager for possible incorporation into the FY 2018 Budget.

## MP 1703 – Mosquito Control:

The City completed dropping larvacide tablets in storm drains in September 2016 but continued spraying to control mosquitos through October 2016. Both programs will resume in late spring and end around October 2017. The City has the ability to start the program sooner or extend the program longer if necessary.

## MP 1704 – Landscape Enhancements:

Improve the aesthetic look of public rights of way by adding additional seasonal color plantings to specific areas identified throughout the city working within the guidelines set forth by the Beautification Master Plan and other landscaping beautification projects once adopted. The City is currently working with its landscape contractor Hou-Scape to develop landscape options for enhancing landscape beautification efforts. With the unfortunate elimination of the rock entry sign at the railroad track on Bellaire Blvd., we are looking at options to shift funds to this location to enhance that specific median.

## MP 1705 – Career Website:

The intent is to brand Bellaire as a Premier Employer and establish a comprehensive approach to online recruitment. The Premier Employer Team met and selected Recruiting.com to lead the City of Bellaire through the development of a career site. A kickoff meeting was held to discuss the project components as well as help the developers better understand our employee value proposition, biggest recruiting challenges, organizational culture, and more, including content. Following the kickoff meeting, the Team was required to gather assets critical to building the new career site to provide to Recruiting.com. These assets include brand guidelines, existing photos, benefits guide, testimonials from employees in each department and other department insights. The next steps will be a pre-shoot video and photo conference call and a mock presentation of the career site design and content based on all of the information and assets provided. Following that, the team will provide feedback/edits on the mock site, the video and photo shoot will be scheduled and take place, a demo site presentation will be held, the subdomain will be setup, the team will provide final feedback, and schedule the launch.



# FY 2017 Capital Improvement Projects

## Rebuild Bellaire Phase 5A:

Total Contracting Limited was awarded the construction contract. The final release of retainage and project close out is scheduled for the March 6, 2017 City Council meeting.

## Rebuild Bellaire Phase 5B:

Reytec Construction Resources was awarded the construction contract. The 4400 block of Nancy, 4400 block of Glenmont, 1000 - 1200 block of Howard Lane, and 5300 block of Valerie are open to traffic. Alder from Valerie to Braeburn is currently under construction and is scheduled for completion mid-February. Ferris from Linden to Jessamine is under construction and the estimated completion for these blocks is the end of February. The entire Alder segment from Maple to Evergreen and the entire Ferris segment from Jessamine to Bissonnet is scheduled for completion by the end of July 2017.

## Streets and Drainage Project (Bonds for Better Bellaire):

A list of project locations is scheduled to be taken to City Council for review February 20, 2017. Prioritization will be given for adequacy of the existing area drainage system, pavement condition, lots served by street reconstruction, drainage improvements, traffic, and open ditch systems. Staff is currently reviewing the Statements of Qualifications for Design Engineering, Construction Management, Construction Administration and Third Party Plan Review for this project. The recommendations will be taken to City Council March 20, 2017 for approval.

## Sidewalk Project (Bonds for Better Bellaire):

A list of sidewalk locations is scheduled to be taken to City Council for discussion February 20, 2017. Prioritization will be given for closing gaps in the sidewalk system, connecting activity nodes, and completing the sidewalk network. A team of staff is currently reviewing the Statements of Qualifications for Design Engineering, Construction Management, Construction Administration and Third Party Plan Review for this project. The recommendations will be taken to City Council March 20, 2017 for approval.

## FY 2015 Pavement Management (Construction):

The original scope of the project is complete. Work for the change order began early January and is scheduled for completion May 2017. It includes 20 identified drainage maintenance locations city-wide for areas such as Mimosa, Laurel, and Larch Lane.

## FY 2016 Pavement Management Program:

The original scope of the project is complete. A change order will be taken to City Council in the upcoming months to address additional maintenance items identified from the Block Inspection Program, including street and sidewalk point repairs and curb and gutter repairs.

## FY 2017 Pavement Management Program:

The design contract was approved at City Council January 24, 2017 to ARKK Engineering. Design for the street and sidewalk maintenance should be completed by March and bid in May. The following streets will be repaired with this contract: 5200-5300 Grand Lake, 4500 Holt, 5100 Linden, and 4900-5000 Maple. The following sidewalks will be repaired with this contract: 100 Beverly, 4500 Birch, 4600 Birch, and 4500 Braeburn. If funding is available, these streets were included as add alternates: 4700-4800 Evergreen and 100 Pembrook.

### City-Wide Supervisory Control and Data Acquisition (SCADA) Systems Upgrade Project Phase 2 & 3:

Phase I included a needs analysis and was completed in March of 2015 which led to the development of Phase II in the FY 2016 budget and Phase III in the FY 2017 budget. City Council approved a contract with JACH Controls & Automation, LLC (JACH) to perform Phase II work in March of 2016, which included new computers and software development to be installed at the Wastewater Treatment Plant to serve as master hub for City-Wide SCADA. This work is complete. The purchase of cellular modems to convert to wireless communication complete. Feld Park, Central, and Renwick are tied into new SCADA system but are currently on standby pending start-up. JACH is currently working on installing SCADA to the City's three lift stations. City is awaiting quotes for electrical panel repairs at the Bellaire Lift Station. Phase II is expected to be online and complete by March 1, 2017. Our operations consultant, H2OMC.LLC, is working with JACH controls to implement Phase III items such as on and offsite remote access in order to get the City fully operational with Phase II. The Phase III project scope will be reevaluated by the City Engineer.

### Rehabilitation of the Renwick Ground Storage Tank:

This project was awarded to the lowest bidder, Central Tank Coatings, at the January 24, 2017 City Council meeting. The bid came in approximately \$100,000 less than the budgeted amount. The contractor plans to mobilize in mid-February with a two-month construction timeline.

### Water and Wastewater System Upgrades:

This expenditure is a budget item for large ticket maintenance items such as pump or motor repair or replacements, and other costly maintenance items. They are not regularly scheduled and can be emergency expenditures. To date this project has been utilized to repair Lift Pump #2 at the Rice Lift Station, rebuild Blower #2 at the Wastewater Treatment Plant, purchase and install a new 100hp motor at the Treatment Plant, and for "de-ragging" service calls at the Treatment Plant.

### Water Line Improvements (Bonds for Better Bellaire):

A list of waterline locations is scheduled to be taken to City Council for review February 20, 2017. The most critical waterlines will be constructed with this funding. Staff is currently reviewing the Statements of Qualifications. The recommendations will be taken to City Council March 20, 2017 for approval.

### Wastewater Line Improvements (Bonds for Better Bellaire):

A list of wastewater locations is scheduled to be taken to City Council for review February 20, 2017. The most critical waterlines will be constructed with this funding. Staff is currently reviewing the Statements of Qualifications. The recommendations will be taken to City Council March 20, 2017 for approval.

### Water Meter Installation and Improvements to Wastewater Treatment Plant (Bonds for Better Bellaire):

Siemens was provided the Notice to Proceed January 25, 2017. The design will be completed in March. The project will be split in two phases. During phase one, all meters will be updated to automatic meter reading capabilities. Installation of these meters is scheduled to begin in late March and completed by October of 2017. Phase two of this project is the improvements to the Wastewater Treatment Plant (including improvements to the aeration system, digesters, main lift station, disinfection system, return activated sludge pumps, and flow control.) Jones and Carter is finalizing the design of the project for submittal to the TCEQ and ARKK Engineers for approval. Upgrades to the plant are scheduled to begin in May and are anticipated to be completed by April 2018. The internal team for this project is working through messaging opportunities for the public as well as holding meetings to prepare for the implementation of the project.

### Evelyn's Park Phase I:

Construction is nearing completion at the park and event center. Landscaping is nearly complete, and the contractor is finishing up installation of water fountains, the slide, paver walkways, and other site amenities. Windows, doors, and solar panels have been completed in the buildings. The exterior finishes of the buildings are nearly complete, including painting. Currently the interior floor finishes, wall finishes, and kitchen equipment installation is occurring. Substantial completion of the project will occur in February 2017. The close out for this project is scheduled for April 17, 2017. The

City and the Conservancy continue to evaluate change orders as needed. The Grand Opening for the park is scheduled for April 22, 2017.

#### Nature Discovery Center Improvements:

Underground utilities have been completed, and plant material has arrived on site and is being installed. Site paving sealant will be applied soon, and the restroom and storage structures are mostly complete. New fencing is being installed in the project area. Completion is expected in Spring 2017, and the “reveal” is planned for May 6, 2017.

#### Community Pathways Master Plan:

A Request for Qualifications (RFQ) is in development to solicit consultants to perform this work. The RFQ is expected to go out the second quarter of FY 2017. The ROW study will need to be complete before this work can begin since the study will provide much of the data that will be used during the Master Plan. The ROW analysis maps and evaluates City of Bellaire properties and easements, and some of them may be good candidates for sidewalk connections. The project will be completed in the late summer and will then inform the Sidewalks Project, as well as identify potential new projects that could be incorporated into the future CIP.

#### Park Signage Master Plan:

This project will begin later in the year. This project will be informed by aesthetic considerations and direction provided as part of the Beautification Project and the review of the Terrain Studios planning efforts.

#### Decorative Standards for Major Streets:

Last year, a family of products (light poles, etc.) was presented to the various boards and commissions, and the majority of input suggested the desire for a certain style of fixtures. However, when Terrain Studios presented their Beautification Study, the style recommended was not similar in any way to the previously recommended family of products. Additional guidance regarding style and aesthetics will be requested from Council in spring 2017.

#### Playground and Shade Structures:

In November, the Parks Board voted to spend \$30,000 to purchase new trash and recycling can enclosures. They also recommended spending up to \$70,000 on shade structures and swing sets at Loftin, LaFayette, and Mulberry Park, which Council approved (\$54,314.68) on January 9, 2017. Trash and recycle containers were installed the last week of January 2017. Swing sets have been installed at Mulberry and LaFayette Parks and shade covers have been ordered and should be installed by the end of March.

#### Bellaire Family Aquatic Center Pool Area Improvements:

The planning for this project is currently underway. The goal is to have plans complete and ready to implement after the summer peak season ends. Planned improvements include additional shade structures, improved drainage around the slide and added decking to better serve pool patrons. The contract for this project will be presented to Council in the late summer.

#### Bellaire Town Square Municipal Facilities Design & Library Conceptual:

Plans are under review for code compliance, finish materials are being considered, and landscaping plans are under development. The Transition Management Plan was presented to Council on December 20, 2016. In the coming weeks, we will begin coordination with utility companies for necessary relocations. The project will be bid this coming quarter and a Guaranteed Maximum Price contract is to be presented to Council on April 17, 2017.

#### ROW Analysis, Integration, & Planning Project:

Project data collection was completed in December 2016. Our consultant is reviewing and analyzing data with projected completion of report by early 2017. Presentation to Council is scheduled for April 22, 2017. This study will provide an inventory of ROW as well as necessary maps in identified areas, which will assist with policy discussions related to ROW management policy, property valuation, and planning of park, trail, and pedestrian facilities. The results of this study will be incorporated into the Community Pathways Master Plan mentioned above.

### Flood Plain Hazard Mitigation Plan:

The existing Flood Hazard Mitigation Plan will be revised to update the flood risks and identify mitigation efforts. This plan will identify possible future projects in an effort to reduce flood risks. The update is expected to begin in April 2017. Citizen participation in creation and review of the final plan will occur after the first draft is complete.

## Trends

| Development Statistics      |                        |               |                        |              |
|-----------------------------|------------------------|---------------|------------------------|--------------|
|                             | FY 2016<br>1st Quarter |               | FY 2017<br>1st Quarter |              |
|                             | QTY.                   | Value         | QTY.                   | Value        |
| New Home Construction       | 27                     | \$ 13,242,726 | 14                     | \$ 9,448,770 |
| Home Remodeling             | 94                     | \$ 1,859,922  | 111                    | \$ 2,825,527 |
| New Commercial Construction | 1                      | \$ 6,200,000  | 1                      | \$ 2,600,000 |
| Commercial Remodeling       | 21                     | \$ 4,012,668  | 21                     | \$ 2,573,405 |
| Demolition                  | 29                     |               | 19                     |              |

| Crime Statistics    |         |         |          |         |          |         |
|---------------------|---------|---------|----------|---------|----------|---------|
|                     | October |         | November |         | December |         |
|                     | FY 2016 | FY 2017 | FY 2016  | FY 2017 | FY 2016  | FY 2017 |
| Homicide            | 0       | 0       | 0        | 0       | 0        | 0       |
| Sexual Assault      | 0       | 0       | 0        | 0       | 0        | 0       |
| Robbery             | 1       | 5       | 1        | 1       | 1        | 4       |
| Assault             | 5       | 3       | 2        | 6       | 5        | 3       |
| Burglary Residence  | 5       | 7       | 4        | 2       | 5        | 3       |
| Burglary Building   | 1       | 0       | 6        | 1       | 2        | 4       |
| Theft               | 11      | 11      | 14       | 12      | 22       | 12      |
| Motor Vehicle Theft | 2       | 1       | 1        | 0       | 4        | 5       |

# December Monthly Report Supplemental Items

Attachment: FY2017 1st Quarter Report - Master (2071 : FY 2017 1st Quarter Report)

**City of Bellaire**  
**Debt Service Fund**  
**Revenues and Expenditures (Unaudited)**  
**YTD as of December 2016**

|                                    | <b>FY 2017<br/>Budget</b> | <b>YTD<br/>Unaudited<br/>Actual</b> | <b>% of<br/>Budget</b> |
|------------------------------------|---------------------------|-------------------------------------|------------------------|
| <b>Revenues</b>                    |                           |                                     |                        |
| Property Taxes                     | \$ 6,355,967              | \$ 1,667,802                        | 26%                    |
| Investment Earnings                | 5,000                     | 574                                 | 11%                    |
| Operating Transfer In              | 950,000                   | 237,500                             | 25%                    |
| Bond Premium                       | -                         | 265,613                             | n/a                    |
| Debt Proceeds                      | -                         | 9,690,000                           | n/a                    |
| <b>Total Revenues</b>              | <b>7,310,967</b>          | <b>11,861,488</b>                   | <b>162%</b>            |
| <b>Expenditures</b>                |                           |                                     |                        |
| Principal Payment                  | 4,340,000                 | -                                   | 0%                     |
| Interest Payment                   | 2,959,567                 | -                                   | 0%                     |
| Bond Refunding Expense             | -                         | 9,764,218                           | n/a                    |
| Other Debt Expense                 | 11,400                    | 183,630                             | 1611%                  |
| <b>Total Expenditures</b>          | <b>7,310,967</b>          | <b>9,947,847</b>                    | <b>136%</b>            |
| <b>Net Revenues/(Expenditures)</b> | <b>\$ -</b>               | <b>\$ 1,913,641</b>                 |                        |
| Unaudited Fund Balance 9/30/16     | \$ 489,975                |                                     |                        |
| FY 2017 Revenue Budget             | 7,310,967                 |                                     |                        |
| FY 2017 Expenditure Budget         | 7,310,967                 |                                     |                        |
| Projected Ending Fund Balance      | <u>\$ 489,975</u>         |                                     |                        |

**City of Bellaire**  
**Vehicle and Equipment Replacement Fund**  
**Revenues and Expenditures (Unaudited)**  
**YTD as of December 2016**

|                                    | <b>FY 2017<br/>Budget</b> | <b>December<br/>Actual</b> | <b>YTD<br/>Actual</b> | <b>Encumbrance</b> | <b>Budget<br/>Balance</b> |
|------------------------------------|---------------------------|----------------------------|-----------------------|--------------------|---------------------------|
| <b>Revenues</b>                    |                           |                            |                       |                    |                           |
| Transfers - General                | \$ 1,007,000              | \$ 83,917                  | \$ 251,750            | n/a                | \$ 755,250                |
| Transfers - Enterprise             | 522,000                   | 43,500                     | 130,500               | n/a                | 391,500                   |
| <b>Total Revenues</b>              | <b>1,529,000</b>          | <b>127,417</b>             | <b>382,250</b>        | <b>n/a</b>         | <b>1,146,750</b>          |
| <b>Expenditures</b>                |                           |                            |                       |                    |                           |
| Development Services               | 25,000                    | -                          | -                     | -                  | 25,000                    |
| Fire                               | 75,000                    | -                          | -                     | -                  | 75,000                    |
| Police                             | 310,000                   | -                          | -                     | 238,164            | 71,836                    |
| Parks & Recreation                 | 55,000                    | -                          | -                     | -                  | 55,000                    |
| Public Works                       | 210,000                   | -                          | -                     | -                  | 210,000                   |
| Enterprise Public Works            | 435,000                   | -                          | -                     | -                  | 435,000                   |
| <b>Total Expenditures</b>          | <b>1,110,000</b>          | <b>-</b>                   | <b>-</b>              | <b>238,164</b>     | <b>871,836</b>            |
| <b>Net Revenues/(Expenditures)</b> | <b>\$ 419,000</b>         | <b>\$ 127,417</b>          | <b>\$ 382,250</b>     | <b>n/a</b>         | <b>\$ 274,914</b>         |
| Unaudited Fund Balance 9/30/16     | \$ 952,703                |                            |                       |                    |                           |
| FY 2017 Revenue Budget             | 1,529,000                 |                            |                       |                    |                           |
| FY 2017 Expenditure Budget         | 1,110,000                 |                            |                       |                    |                           |
| Projected Ending Fund Balance      | <u>\$ 1,371,703</u>       |                            |                       |                    |                           |

**City of Bellaire**  
**Capital Improvements Fund**  
**Revenues and Expenditures (Unaudited)**  
**YTD as of December 2016**

|   | <b>FY 2017<br/>Adopted<br/>Budget</b> | <b>Budget<br/>Carry-over</b> | <b>Budget<br/>Adjustments</b> | <b>FY 2017<br/>Revised<br/>Budget</b> | <b>December<br/>Actual</b> | <b>YTD<br/>Actual</b> | <b>Encumbrance</b> | <b>Budget<br/>Balance</b> |
|---|---------------------------------------|------------------------------|-------------------------------|---------------------------------------|----------------------------|-----------------------|--------------------|---------------------------|
| <b>Revenues</b>   |                                       |                              |                               |                                       |                            |                       |                    |                           |
| General Fund Transfer                                   | \$ 1,050,000                          | \$ -                         | \$ -                          | \$ 1,050,000                          | \$ 87,500                  | \$ 262,500            | n/a                | \$ 787,500                |
| RBB Facilities  | -                                     | -                            | -                             | -                                     | -                          | -                     | n/a                | -                         |
| RBB Infrastructure                                      | -                                     | -                            | -                             | -                                     | -                          | -                     | n/a                | -                         |
| Enterprise Fund Transfer                                | 650,000                               | -                            | -                             | 650,000                               | 54,167                     | 162,500.00            | n/a                | 487,500                   |
| Evelyn's Park   | -                                     | -                            | 74,029                        | 74,029                                | -                          | 74,029                | n/a                | -                         |
| Designated Park Funds                                   | -                                     | -                            | -                             | -                                     | -                          | -                     | n/a                | -                         |
| Insurance - Flood                                       | -                                     | -                            | -                             | -                                     | -                          | -                     | n/a                | -                         |
| Insurance - Traffic Signal                              | -                                     | -                            | -                             | -                                     | -                          | -                     | n/a                | -                         |
| Road Humps  | -                                     | -                            | -                             | -                                     | -                          | -                     | n/a                | -                         |
| <b>Total Revenues</b>                                   | <b>1,700,000</b>                      | <b>-</b>                     | <b>74,029</b>                 | <b>1,774,029</b>                      | <b>141,667</b>             | <b>499,029</b>        | <b>n/a</b>         | <b>1,275,000</b>          |
| <b>Projects</b>   |                                       |                              |                               |                                       |                            |                       |                    |                           |
| FY 2014 City Wide Beautification                        | -                                     | 229,643                      | -                             | 229,643                               | 21,495                     | 42,508                | 2,336              | 184,799                   |
| FY 2014 Street & Drainage Reconstruction - Phase 5B (a) | -                                     | 1,000,919                    | -                             | 1,000,919                             | 19,348                     | 42,961                | 952,504            | 5,454                     |
| FY 2015 Evelyn's Park                                   | -                                     | 968,245                      | 74,029                        | 1,042,274                             | -                          | -                     | 945,262            | 97,012                    |
| FY 2015 Municipal Rehab Projects                        | -                                     | 9,796                        | -                             | 9,796                                 | -                          | -                     | -                  | 9,796                     |
| FY 2015 Park Improvements                               | -                                     | 51,472                       | -                             | 51,472                                | -                          | -                     | -                  | 51,472                    |
| FY 2015 Traffic Signal Maintenance                      | -                                     | -                            | -                             | -                                     | -                          | -                     | -                  | -                         |
| FY 2015 Memorial Day Flood                              | -                                     | -                            | -                             | -                                     | 2,512                      | 2,512                 | 1,406              | (3,918)                   |
| FY 2016 Pilot Esplanade Beautification Project (b)      | -                                     | -                            | -                             | -                                     | -                          | -                     | -                  | -                         |
| FY 2016 Pavement Mgt Program                            | 800,000                               | 828,044                      | -                             | 1,628,044                             | 15,000                     | 15,000                | 43,084             | 1,569,960                 |
| FY 2016 Playground/Shade/Amenities                      | 100,000                               | 10                           | -                             | 100,010                               | -                          | -                     | 42,505             | 57,505                    |
| FY 2016 PW Facilities Assessment                        | -                                     | 1,348                        | -                             | 1,348                                 | -                          | -                     | -                  | 1,348                     |
| FY 2016 ROW   | -                                     | 50,000                       | -                             | 50,000                                | 12,438                     | 24,875                | 24,875             | 250                       |
| FY 2016 Storm Water Drainage                            | -                                     | 900                          | -                             | 900                                   | -                          | 900                   | -                  | -                         |
| FY 2017 BFAC Pool Area Improvements                     | 150,000                               | -                            | -                             | 150,000                               | -                          | -                     | -                  | 150,000                   |
| FY 2017 Park Master Signage                             | 50,000                                | -                            | -                             | 50,000                                | -                          | -                     | -                  | 50,000                    |
| FY 2017 Community Pathways Master Plan                  | 75,000                                | -                            | -                             | 75,000                                | -                          | -                     | -                  | 75,000                    |
| FY 2017 Decorative Standard for Major Streets           | 75,000                                | -                            | -                             | 75,000                                | -                          | -                     | -                  | 75,000                    |
| FY 2017 Flood Plain Hazard Mitigation Plan              | 50,000                                | -                            | -                             | 50,000                                | -                          | -                     | -                  | 50,000                    |
| <b>Total General Projects</b>                           | <b>1,300,000</b>                      | <b>3,140,377</b>             | <b>74,029</b>                 | <b>4,514,406</b>                      | <b>70,792</b>              | <b>128,756</b>        | <b>2,011,972</b>   | <b>2,373,678</b>          |
| FY 2013 Fine Screen Building                            | -                                     | 87,537                       | -                             | 87,537                                | -                          | -                     | -                  | 87,537                    |
| FY 2013 WWT Electrical                                  | -                                     | 8,440                        | -                             | 8,440                                 | -                          | -                     | -                  | 8,440                     |
| FY 2015 City Wide SCADA System                          | 150,000                               | 202,500                      | -                             | 352,500                               | -                          | -                     | 37,500             | 315,000                   |
| FY 2015 Facility Water Barrier                          | -                                     | -                            | -                             | -                                     | -                          | -                     | -                  | -                         |
| FY 2015 Water/Sanitary Sewer Program                    | -                                     | 82,827                       | -                             | 82,827                                | -                          | -                     | -                  | 82,827                    |
| FY 2016 Rehab Renwick Ground Storage                    | 400,000                               | 55,000                       | -                             | 455,000                               | -                          | -                     | 43,265             | 411,735                   |
| FY 2016 Wendell-Bellaire Lift Station                   | -                                     | -                            | -                             | -                                     | -                          | -                     | -                  | -                         |
| FY 2016 WW Collection Line                              | -                                     | -                            | -                             | -                                     | -                          | -                     | -                  | -                         |
| FY 2016 WW System Upgrades                              | 50,000                                | 150,473                      | -                             | 200,473                               | -                          | 2,048                 | 26,794             | 171,631                   |
| FY 2017 Water System Upgrades                           | 50,000                                | -                            | -                             | 50,000                                | -                          | -                     | -                  | 50,000                    |
| <b>Total Enterprise Projects</b>                        | <b>650,000</b>                        | <b>586,777</b>               | <b>-</b>                      | <b>1,236,777</b>                      | <b>-</b>                   | <b>2,048</b>          | <b>107,559</b>     | <b>1,127,170</b>          |
| <b>Total Expenditures/Encumbrances</b>                  | <b>1,950,000</b>                      | <b>3,727,154</b>             | <b>74,029</b>                 | <b>5,751,183</b>                      | <b>70,792</b>              | <b>130,804</b>        | <b>2,119,532</b>   | <b>3,500,848</b>          |
| <b>Net Revenues/(Expenditures)</b>                      | <b>\$ (250,000)</b>                   | <b>\$ (3,727,154)</b>        | <b>\$ -</b>                   | <b>\$ (3,977,154)</b>                 | <b>\$ 70,875</b>           | <b>\$ 368,225</b>     | <b>n/a</b>         | <b>\$ (2,225,848)</b>     |

(a) Pay as you Go portion of Bonds in Fund 620  
(b) Council action 9/12/16

|                                |                     |
|--------------------------------|---------------------|
| Unaudited Fund Balance 9/30/16 | \$ 5,600,527        |
| FY 2017 Revenue Budget         | 1,700,000           |
| FY 2017 Expenditure Budget     | 5,751,183           |
| Projected Ending Fund Balance  | <u>\$ 1,549,344</u> |

Attachment: FY2017 1st Quarter Report - Master (2017 : FY 2017 1st Quarter Report)



**City of Bellaire**  
**Capital Bond Fund**  
**Revenues and Expenditures (Unaudited)**  
**YTD as of December 2016**

|  | <b>FY 2017<br/>Adopted<br/>Budget</b> | <b>Budget<br/>Carry-over</b> | <b>FY 2017<br/>Revised<br/>Budget</b> | <b>December<br/>Actual</b> | <b>YTD<br/>Actual</b> | <b>Encumbrance</b> | <b>Budget<br/>Balance</b> |
|--|---------------------------------------|------------------------------|---------------------------------------|----------------------------|-----------------------|--------------------|---------------------------|
| <b>Revenues</b>                                |                                       |                              |                                       |                            |                       |                    |                           |
| Interest                                       | \$ -                                  | \$ -                         | \$ -                                  | \$ 2,920                   | \$ 8,788              | n/a                | \$ (8,788)                |
| Bond Proceeds                                  | 31,050,000                            | -                            | 31,050,000                            | -                          | -                     | n/a                | 31,050,000                |
| <b>Total Revenues</b>                          | <b>31,050,000</b>                     | <b>-</b>                     | <b>31,050,000</b>                     | <b>2,920</b>               | <b>8,788</b>          | <b>n/a</b>         | <b>31,041,212</b>         |
| <b>Non-Project Expenditures</b>                |                                       |                              |                                       |                            |                       |                    |                           |
| Bond Issuance Costs                            | -                                     | -                            | -                                     | -                          | 9,500                 | -                  | (9,500)                   |
| <b>Total Non-Project Expenditures</b>          | <b>-</b>                              | <b>-</b>                     | <b>-</b>                              | <b>-</b>                   | <b>9,500</b>          | <b>-</b>           | <b>(9,500)</b>            |
| <b>Projects</b>                                |                                       |                              |                                       |                            |                       |                    |                           |
| FY 2012 Drainage Phase 5                       | -                                     | 708,338                      | 708,338                               | -                          | -                     | 714,869            | (6,531)                   |
| FY 2015 Drainage Phase 5B                      | -                                     | 5,022,808                    | 5,022,808                             | 556,918                    | 1,128,284             | 3,894,524          | 0                         |
| FY 2013 New City Hall/Police/Municipal Court   | 18,160,000                            | 431,922                      | 18,591,922                            | 35,378                     | 35,378                | 371,414            | 18,185,130                |
| FY 2015 Evelyn's Park                          | -                                     | 846,306                      | 846,306                               | 650,740                    | 650,740               | 200,588            | (5,022)                   |
| FY 2015 Nature Discovery Center                | -                                     | 315,278                      | 315,278                               | 57,316                     | 111,479               | 203,799            | 0                         |
| FY 2017 Streets and Drainage                   | 7,000,000                             | -                            | 7,000,000                             | -                          | -                     | -                  | 7,000,000                 |
| FY 2017 Sidewalks                              | 2,000,000                             | -                            | 2,000,000                             | -                          | -                     | -                  | 2,000,000                 |
| FY 2017 Water Line Improvements                | 3,500,000                             | -                            | 3,500,000                             | -                          | -                     | -                  | 3,500,000                 |
| FY 2017 Wastewater Line Improvements           | 150,000                               | -                            | 150,000                               | -                          | -                     | -                  | 150,000                   |
| FY 2017 Water Meter Install & WWT Plant Improv | 12,800,000                            | -                            | 12,800,000                            | -                          | -                     | -                  | 12,800,000                |
| <b>Total Project Expenditures</b>              | <b>43,610,000</b>                     | <b>7,324,652</b>             | <b>50,934,652</b>                     | <b>1,300,353</b>           | <b>1,925,881</b>      | <b>5,385,193</b>   | <b>43,623,578</b>         |
| <b>Total Expenditures</b>                      | <b>43,610,000</b>                     | <b>7,324,652</b>             | <b>50,934,652</b>                     | <b>1,300,353</b>           | <b>1,935,381</b>      | <b>5,385,193</b>   | <b>43,614,078</b>         |
| <b>Net Revenues/(Expenditures)</b>             | <b>\$ (12,560,000)</b>                | <b>\$ (7,324,652)</b>        | <b>\$ (19,884,652)</b>                | <b>\$ (1,297,433)</b>      | <b>\$ (1,926,593)</b> | <b>n/a</b>         | <b>\$ (12,572,866)</b>    |

|                                |                        |
|--------------------------------|------------------------|
| Unaudited Fund Balance 9/30/16 | \$ 6,996,187           |
| FY 2017 Revenue Budget         | 31,050,000             |
| FY 2017 Expenditure Budget     | 50,934,652             |
| Projected Ending Fund Balance  | <u>\$ (12,888,465)</u> |

Note to ending balance RBB funds from General CIP will be used to reconcile negative balance.

**City of Bellaire  
Metro Fund  
Revenues and Expenditures (unaudited)  
YTD as of December 2016**

|  | <b>FY 2017<br/>Adopted<br/>Budget</b> | <b>Budget<br/>Carry-over</b> | <b>FY 2017<br/>Revised<br/>Budget</b> | <b>December<br/>Actual</b> | <b>YTD<br/>Actual</b> | <b>Encumbrance</b> | <b>Budget<br/>Balance</b> |
|--|---------------------------------------|------------------------------|---------------------------------------|----------------------------|-----------------------|--------------------|---------------------------|
| <b>Revenues</b>                        |                                       |                              |                                       |                            |                       |                    |                           |
| Metro Sales Tax                        | \$ 1,200,000                          | \$ -                         | \$ 1,200,000                          | \$ 88,749                  | \$ 255,239            | n/a                | \$ 944,761                |
| Interest                               | -                                     | -                            | -                                     | 940                        | 2,460                 | n/a                | (2,460)                   |
| <b>Total Revenues</b>                  | <b>1,200,000</b>                      | <b>-</b>                     | <b>1,200,000</b>                      | <b>89,689</b>              | <b>257,699</b>        | <b>n/a</b>         | <b>942,301</b>            |
| <b>Projects</b>                        |                                       |                              |                                       |                            |                       |                    |                           |
| FY 2014 City Wide Trip Hazard          | -                                     | 177,108                      | 177,108                               | -                          | -                     | 177,108            | 0                         |
| FY 2014 Sidewalk Projects              | -                                     | 185,283                      | 185,283                               | -                          | -                     | -                  | 185,283                   |
| FY 2015 Street Pavement Mgt<br>Program | 1,200,000                             | 1,485,172                    | 2,685,172                             | 20,509                     | 22,384                | 392,628            | 2,270,159                 |
| FY 2015 Street Striping Program        | -                                     | 15,953                       | 15,953                                | -                          | -                     | -                  | 15,953                    |
| <b>Total Expenditures</b>              | <b>1,200,000</b>                      | <b>1,863,516</b>             | <b>3,063,516</b>                      | <b>20,509</b>              | <b>22,384</b>         | <b>569,736</b>     | <b>2,471,396</b>          |
| <b>Net Revenues/(Expenditures)</b>     | <b>\$ -</b>                           | <b>\$ (1,863,516)</b>        | <b>\$ (1,863,516)</b>                 | <b>\$ 69,180</b>           | <b>\$ 235,315</b>     | <b>n/a</b>         | <b>\$ (1,529,095)</b>     |
| Unaudited Fund Balance 9/30/16         | \$ 2,253,395                          |                              |                                       |                            |                       |                    |                           |
| FY 2017 Revenue Budget                 | 1,200,000                             |                              |                                       |                            |                       |                    |                           |
| FY 2017 Expenditure Budget             | 3,063,516                             |                              |                                       |                            |                       |                    |                           |
| Projected Ending Fund Balance          | <u>\$ 389,879</u>                     |                              |                                       |                            |                       |                    |                           |

**CITY OF BELLAIRE  
CURRENT PROPERTY TAX COLLECTIONS  
FY 2014 - FY 2017**

| <u>Month</u> | <u>FY 2014</u> | <u>FY 2015</u> | <u>FY 2016</u>  | <u>FY 2017</u>   |
|--------------|----------------|----------------|---|------------------|
| Oct          | \$ -           | \$ -           | \$ -  | \$ -             |
| Nov          | 652,841        | 585,025        | 131,234   | 272,719          |
| Dec          | 3,255,591      | 4,865,374      | 3,881,188   | 2,965,928        |
| Jan          | 6,438,379      | 6,075,640      | 8,702,108   |                  |
| Feb          | 3,605,747      | 3,634,938      | 4,005,865   |                  |
| Mar          | 137,922        | 296,537        | 206,525   |                  |
| Apr          | 102,078        | 63,640         | 90,455  |                  |
| May          | 45,507         | 55,636         | 49,017  |                  |
| Jun          | 41,695         | 53,382         | 57,865  |                  |
| Jul          | 2,853          | 4,673          | 14,076  |                  |
| Aug          | -              | -              | -   | -                |
| Sep          | -              | -              |   |                  |
|              |                |                | YTD Collections   | \$ 3,238,647     |
|              |                |                | % of Budget   | 17.44%           |
|              |                |                | % of Total Levy   | 17.41%           |
|              |                |                | FY 2017 Budget - Total Tax Revenue                      | \$ 18,573,641    |
|              |                |                | 2016 Tax Year Taxable Value - Certified Appraisal Roll* | \$ 4,546,701,928 |
|              |                |                | 2016 Tax Year - Under Protest or not Certified*         | 255,408,384      |
|              |                |                | Total   | 4,802,110,312    |
|              |                |                | Total Levy at \$0.3874 / \$100 =                        | \$ 18,603,375    |

**Ten Largest Taxpayers in City of Bellaire (Tax Year 2016) \***

|                              |                   | <u>Taxable Value</u>  |
|------------------------------|-------------------|-----------------------|
| Chevron Chemical Company     | Oil & Gas         | 81,889,532            |
| KBS SOR 6565 6575 West Loop  | Land/Improvements | 39,173,621            |
| Pin Oak North Parcres LL LLC | Land/Improvements | 38,140,622            |
| BRI 1833 6330 LLC            | Land/Improvements | 37,836,000            |
| Centerpoint Energy Inc.      | Electric Utility  | 31,186,932            |
| SBC Communications           | Utility           | 28,497,360            |
| CHP Houston Tx MOB Owner LLC | Land/Improvements | 27,000,000            |
| CHP Houston TX Hospital Land | Hospital          | 24,441,321            |
| Pin Oak South Parcel LL LLC  | Land/Improvements | 19,781,055            |
| Pin Oak North Parcres LL LLC | Land/Improvements | 13,745,000            |
|                              |                   | <u>\$ 341,691,443</u> |
| Tax Levy @ \$0.3874/100      |                   | <u>\$ 1,323,713</u>   |
| % of Total Levy              |                   | 7.12%                 |

\* Source: Municipal Advisory Council of Texas

Attachment: FY2017 1st Quarter Report - Master (2017 : FY 2017 1st Quarter Report)

**CITY OF BELLAIRE  
HOUSING INFORMATION  
FY 2017**

**December**

**Houses, Townhomes & Vacant Lots for Sale \***

| <u>Price Range</u>            |            |
|-------------------------------|------------|
| \$ 0 - \$ 250,000             | 1          |
| \$ 250,001 - \$ 500,000       | 37         |
| \$ 500,001 - \$ 750,000       | 24         |
| \$ 750,001 - \$ 1,000,000     | 16         |
| > \$ 1,000,000                | 62         |
| <b>Total Units For Sale *</b> | <b>140</b> |

**Total HCAD Residential Units/Lots \*\*** 6,199

**For Sale as a % of Total Units** 2.26%

**Highest Listing Price - Home** \$ 2,888,000  
**Lowest Listing Price - TH/Lot** \$ 249,900

**Houses for Lease \*** 65

**Highest Lease/Month** \$ 6,950  
**Lowest Lease/Month** \$ 1,200

**Foreclosure History as of end of Quarter Reported by RealtyTrac**

|                         | <u>Auction</u> | <u>Bank Owned</u> |
|-------------------------|----------------|-------------------|
| At Quarter End 12-31-14 | 3              | 2                 |
| At Quarter End 03-31-15 | 4              | 2                 |
| At Quarter End 06-30-15 | 3              | 2                 |
| At Quarter End 09-30-15 | 2              | 2                 |
| At Quarter End 12-31-15 | 3              | 2                 |
| At Quarter End 03-31-16 | 2              | 2                 |
| At Quarter End 06-30-16 | -              | 2                 |
| At Quarter End 09-30-16 |                | 2                 |
| At Quarter End 12-31-16 | 2              | 3                 |

**New Residential Construction**

| <u>Fiscal Year</u> | <u>New Units</u> | <u>Dollar Value</u> |                 |
|--------------------|------------------|---------------------|-----------------|
|                    |                  | <u>Construction</u> | <u>Avg/Unit</u> |
| 2007               | 169              | 85,632,703          | 506,702         |
| 2008               | 132              | 75,405,507          | 571,254         |
| 2009               | 49               | 26,026,889          | 531,161         |
| 2010               | ***              | 34,682,458          | 541,913         |
| 2011               | 56               | 30,064,905          | 536,873         |
| 2012               | ***              | 54,914,376          | 590,477         |
| 2013               | ***              | 65,491,037          | 579,567         |
| 2014               | 125              | 78,420,596          | 627,365         |
| 2015               | 98               | 52,190,001          | 532,551         |
| 2016               | 73               | 44,585,564          | 610,761         |
| 2017               | 14               | 7,101,635           | 507,260         |

**Average Appraised Value (Tax Year 2016)** \$ 843,265

\* Source: realtor.com does not include for sale or lease by owner

\*\* Based on information provided by the Harris County Tax Assessor-Collector and the Harris County Appraisal District includes estimated values

\*\*\* Numbers revised based on system correction

Attachment: FY2017 1st Quarter Report - Master (2071 : FY 2017 1st Quarter Report)

**CITY OF BELLAIRE**  
**SUMMARY OF SALES & MIXED BEVERAGE TAX**  
**FY 2015 - FY 2017**

| <u>Payment</u>               |               |                            |                            |                          |
|------------------------------|---------------|----------------------------|----------------------------|--------------------------|
| <u>Month</u>                 | <u>Period</u> | <u>FY 2015</u>             | <u>FY 2016</u>             | <u>FY 2017</u>           |
| <b><u>Sales Tax</u></b>      |               |                            |                            |                          |
| Oct                          | Aug           | \$ 168,534                 | \$ 153,643                 | \$ 153,452               |
| Nov                          | Sep           | 204,637                    | 236,498                    | 179,528                  |
| Dec                          | Oct           | 187,620                    | 196,711                    | 177,498                  |
| Jan                          | Nov           | 168,955                    | 253,578                    |                          |
| Feb                          | Dec           | 289,944                    | 253,419                    |                          |
| Mar                          | Jan           | 175,468                    | 176,377                    |                          |
| Apr                          | Feb           | 168,824                    | 171,712                    |                          |
| May                          | Mar           | 201,769                    | 210,865                    |                          |
| Jun                          | Apr           | 174,538                    | 172,229                    |                          |
| Jul                          | May           | 171,111                    | 186,436                    |                          |
| Aug                          | Jun           | 230,014                    | 266,791                    |                          |
| Sep                          | Jul           | 209,043                    | 178,264                    |                          |
| <b>Sub-Total</b>             |               | <u>\$ 2,350,457</u>        | <u>\$ 2,456,522</u>        | <u>\$ 510,479</u>        |
| <b><u>Mixed Beverage</u></b> |               |                            |                            |                          |
| Oct                          | 1st Qtr       | 5,493                      | 6,012                      | 4,668                    |
| Jan                          | 2nd Qtr       | 6,053                      | 5,238                      |                          |
| Apr                          | 3rd Qtr       | 5,839                      | 5,570                      |                          |
| Jul                          | 4th Qtr       | 6,004                      | 5,970                      |                          |
| <b>Sub-Total</b>             |               | <u>23,389</u>              | <u>22,790</u>              | <u>4,668</u>             |
| <b>Total</b>                 |               | <u><u>\$ 2,373,846</u></u> | <u><u>\$ 2,479,312</u></u> | <u><u>\$ 515,146</u></u> |

**CITY OF BELLAIRE  
SUMMARY OF FRANCHISE FEES  
FY2015 - FY 2017**

|                  | <b>Total<br/><u>FY 2015</u></b> | <b>Total<br/><u>FY 2016</u></b> | <b>YTD<br/><u>FY 2017</u></b> |
|------------------|---------------------------------|---------------------------------|-------------------------------|
| <b>Electric</b>  | \$ 823,552                      | \$ 823,825                      | \$ 274,827                    |
| <b>Gas</b>       | 123,933                         | 90,735                          | 15,849                        |
| <b>Telephone</b> | 115,691                         | 114,371                         | 26,226                        |
| <b>Cable</b>     | <u>328,259</u>                  | <u>335,611</u>                  | <u>80,410</u>                 |
| <b>Total</b>     | <b><u>\$ 1,391,435</u></b>      | <b><u>\$ 1,364,542</u></b>      | <b><u>\$ 397,311</u></b>      |

Attachment: FY2017 1st Quarter Report - Master (2071 : FY 2017 1st Quarter Report)

**CITY OF BELLAIRE  
SUMMARY OF PURCHASE ORDERS  
FY 2017**

|                                  | Oct-16        |               | Nov-16        |               | Dec-16        |               | 1st Qtr       |               |
|----------------------------------|---------------|---------------|---------------|---------------|---------------|---------------|---------------|---------------|
|                                  | <u>Issued</u> | <u>Amount</u> | <u>Issued</u> | <u>Amount</u> | <u>Issued</u> | <u>Amount</u> | <u>Issued</u> | <u>Amount</u> |
| <u>Total Purchase Orders</u>     | 320           | \$ 3,450,562  | 265           | \$ 900,844    | 187           | \$ 651,711    | 772           | \$ 5,003,118  |
| <u>PO for \$5,000 - \$50,000</u> | 37            | \$ 556,054    | 27            | \$ 389,891    | 13            | \$ 238,795    | 77            | \$ 1,184,740  |
| % of Total Purchase Orders       | 11.56%        | 16.11%        | 10.19%        | 43.28%        | 6.95%         | 36.64%        | 9.97%         | 23.68%        |
| \$ 5,000 - \$ 25,000             | 33            | \$ 406,163    | 23            | \$ 263,797    | 10            | \$ 130,723    | 66            | \$ 800,683    |
| \$ 25,001 - \$ 50,000            | 4             | \$ 149,891    | 4             | \$ 126,093    | 3             | \$ 108,073    | 11            | \$ 384,056    |
|                                  | Jan-17        |               | Feb-17        |               | Mar-17        |               | 2nd Qtr       |               |
|                                  | <u>Issued</u> | <u>Amount</u> | <u>Issued</u> | <u>Amount</u> | <u>Issued</u> | <u>Amount</u> | <u>Issued</u> | <u>Amount</u> |
| <u>Total Purchase Orders</u>     | -             | \$ -          | -             | \$ -          | -             | \$ -          | -             | \$ -          |
| <u>PO for \$5,000 - \$50,000</u> | -             | \$ -          | -             | \$ -          | -             | \$ -          | -             | \$ -          |
| % of Total Purchase Orders       | 0.00%         | 0.00%         | 0.00%         | 0.00%         | 0.00%         | 0.00%         | 0.00%         | 0.00%         |
| \$ 5,000 - \$ 25,000             | -             | \$ -          | -             | \$ -          | -             | \$ -          | -             | \$ -          |
| \$ 25,001 - \$ 50,000            | -             | \$ -          | -             | \$ -          | -             | \$ -          | -             | \$ -          |
|                                  | Apr-17        |               | May-17        |               | Jun-17        |               | 3rd Qtr       |               |
|                                  | <u>Issued</u> | <u>Amount</u> | <u>Issued</u> | <u>Amount</u> | <u>Issued</u> | <u>Amount</u> | <u>Issued</u> | <u>Amount</u> |
| <u>Total Purchase Orders</u>     | -             | \$ -          | -             | \$ -          | -             | \$ -          | -             | \$ -          |
| <u>PO for \$5,000 - \$50,000</u> | -             | \$ -          | -             | \$ -          | -             | \$ -          | -             | \$ -          |
| % of Total Purchase Orders       | 0.00%         | 0.00%         | 0.00%         | 0.00%         | 0.00%         | 0.00%         | 0.00%         | 0.00%         |
| \$ 5,000 - \$ 25,000             | -             | \$ -          | -             | \$ -          | -             | \$ -          | -             | \$ -          |
| \$ 25,001 - \$ 50,000            | -             | \$ -          | -             | \$ -          | -             | \$ -          | -             | \$ -          |
|                                  | Jul-17        |               | Aug-17        |               | Sep-17        |               | 4th Qtr       |               |
|                                  | <u>Issued</u> | <u>Amount</u> | <u>Issued</u> | <u>Amount</u> | <u>Issued</u> | <u>Amount</u> | <u>Issued</u> | <u>Amount</u> |
| <u>Total Purchase Orders</u>     | -             | \$ -          | -             | \$ -          | -             | \$ -          | -             | \$ -          |
| <u>PO for \$5,000 - \$50,000</u> | -             | \$ -          | -             | \$ -          | -             | \$ -          | -             | \$ -          |
| % of Total Purchase Orders       | 0.00%         | 0.00%         | 0.00%         | 0.00%         | 0.00%         | 0.00%         | 0.00%         | 0.00%         |
| \$ 5,000 - \$ 25,000             | -             | \$ -          | -             | \$ -          | -             | \$ -          | -             | \$ -          |
| \$ 25,001 - \$ 50,000            | -             | \$ -          | -             | \$ -          | -             | \$ -          | -             | \$ -          |

\* Purchases include bids, sole source, and cooperative purchasing.

Attachment: FY2017 1st Quarter Report - Master (2071 : FY 2017 1st Quarter Report)

**CITY OF BELLAIRE, TEXAS**  
**SUMMARY INVESTMENT REPORT**  
**Fiscal Year 2017 through December 31, 2016**

| Account                      | Date     |            |          | Rate/   | Purchase | Purchase | Market  | Face          | Book          | Market        | Interest  | Beginning Values @ 10/01/16 |               |
|------------------------------|----------|------------|----------|---------|----------|----------|---------|---------------|---------------|---------------|-----------|-----------------------------|---------------|
| Description                  | Purchase | First Call | Maturity | Coupon  | Yield    | Price    | Price   | Amount        | Value         | Value         | Accrued   | Book Value                  | Market Value  |
| <u>Amegy Bank of Texas</u>   |          |            |          |         |          |          |         |               |               |               |           |                             |               |
| Concentration Account        | 12/31/16 | n/a        | 01/01/17 | 0.0000% | 0.0000%  | \$ -     | \$ -    | \$ 5,907,761  | \$ 5,907,761  | \$ 5,907,761  | \$ -      | \$ 4,356,143                | \$ 4,356,143  |
| Sub-total                    |          |            |          |         |          |          |         | 5,907,761     | 5,907,761     | 5,907,761     | -         | 4,356,143                   | 4,356,143     |
| <u>Government Securities</u> |          |            |          |         |          |          |         |               |               |               |           |                             |               |
| FFCB 3133EFV38               | 03/29/16 | 03/29/17   | 03/29/19 | 1.2500% | 1.2500%  | 100.000  | 99.552  | 1,000,000     | 1,000,000     | 995,519       | 3,125     | 1,000,000                   | 999,956       |
| FNMA 3136G4AP8               | 09/30/16 | 03/30/17   | 09/30/19 | 1.2500% | 1.2500%  | 100.000  | 99.023  | 1,000,000     | 1,000,000     | 990,227       | 3,125     | 1,000,000                   | 999,795       |
| Sub-total                    |          |            |          |         |          |          |         | 2,000,000     | 2,000,000     | 1,985,746     | 6,250     | 2,000,000                   | 1,999,751     |
| <u>TexPool Investments</u>   |          |            |          |         |          |          |         |               |               |               |           |                             |               |
| Concentration Account        | 12/31/16 | n/a        | 01/01/17 | 0.4497% | 0.4497%  | 100.000  | 100.000 | 3,137,429     | 3,137,429     | 3,137,429     | 3,710     | 4,774,276                   | 4,774,276     |
| METRO Account                | 12/31/16 | n/a        | 01/01/17 | 0.4497% | 0.4497%  | 100.000  | 100.000 | 2,546,143     | 2,546,143     | 2,546,143     | 2,460     | 2,301,706                   | 2,301,706     |
| G.O. Bonds, Series 2014      | 12/31/16 | n/a        | 01/01/17 | 0.4497% | 0.4497%  | 100.000  | 100.000 | 1,228,934     | 1,228,934     | 1,228,934     | 1,491     | 1,432,702                   | 1,432,702     |
| G.O. Bonds, Series 2015      | 12/31/16 | n/a        | 01/01/17 | 0.4497% | 0.4497%  | 100.000  | 100.000 | 6,296,847     | 6,296,847     | 6,296,847     | 7,297     | 7,933,119                   | 7,933,119     |
| Sub-total                    |          |            |          |         |          |          |         | 13,209,354    | 13,209,354    | 13,209,354    | 14,958    | 16,441,802                  | 16,441,802    |
| <u>TexSTAR Investments</u>   |          |            |          |         |          |          |         |               |               |               |           |                             |               |
| Concentration Account        | 12/31/16 | n/a        | 01/01/17 | 0.4815% | 0.4815%  | 100.000  | 100.000 | 2,328,026     | 2,328,026     | 2,328,026     | 2,574     | 2,325,452                   | 2,325,452     |
| Sub-total                    |          |            |          |         |          |          |         | 2,328,026     | 2,328,026     | 2,328,026     | 2,574     | 2,325,452                   | 2,325,452     |
| Total                        |          |            |          |         |          |          |         | \$ 23,445,140 | \$ 23,445,140 | \$ 23,430,886 | \$ 23,782 | \$ 25,123,397               | \$ 25,123,148 |

Amegy Bank Earnings Credit Rate: 0.8500% Year-to-date Bank Fee Offset \$ 9,465

Weighted Average Yield: 0.4078%


Comparative Yields: 3-month Treasury Bill 0.5100%  
6-month Treasury Bill 0.6200%  
2-year Treasury Note 1.2000%

To the best of our knowledge, this report is in compliance with the investment strategy expressed in Chapter 2, Administration, Section 2-10, Investment Policy of the Code of Ordinances of the City of Bellaire, Texas and with the Texas Public Funds Investment Act., V.T.C.A., Government Code Ch. 2256, as amended.

FINANCIAL OFFICER:



FINANCE MANAGER:





**CITY OF BELLAIRE, TEXAS**  
**INVESTMENT ACTIVITY REPORT**  
**Fiscal Year 2017 through December 31, 2016**

| Account<br>Description              | Date     |            |          | Rate/<br>Coupon | Face<br>Amount | Beginning Values       |                          | Fiscal Year-To-Date Activity |                                  |                             | Ending Values          |                          |
|-------------------------------------|----------|------------|----------|-----------------|----------------|------------------------|--------------------------|------------------------------|----------------------------------|-----------------------------|------------------------|--------------------------|
|                                     | Purchase | First Call | Maturity |                 |                | 10/01/16<br>Book Value | 10/01/16<br>Market Value | Deposits/<br>Purchases       | Withdrawals/<br>Maturities/Calls | Incr/(Decr)<br>Market Value | 12/31/16<br>Book Value | 12/31/16<br>Market Value |
| <b><u>Amegy Bank of Texas</u></b>   |          |            |          |                 |                |                        |                          |                              |                                  |                             |                        |                          |
| Concentration Account               | 12/31/16 | n/a        | 01/01/17 | 0.0000%         | \$ 5,907,761   | \$ 4,356,143           | \$ 4,356,143             | \$ 12,157,522                | \$ 10,605,905                    | \$ -                        | \$ 5,907,761           | \$ 5,907,761             |
| <b>Sub-total</b>                    |          |            |          |                 | 5,907,761      | 4,356,143              | 4,356,143                | 12,157,522                   | 10,605,905                       | -                           | 5,907,761              | 5,907,761                |
| <b><u>Government Securities</u></b> |          |            |          |                 |                |                        |                          |                              |                                  |                             |                        |                          |
| FFCB 3133EFV38                      | 03/29/16 | 03/29/17   | 03/29/19 | 1.2500%         | 1,000,000      | 1,000,000              | 999,956                  | -                            | -                                | (4,437)                     | 1,000,000              | 995,956                  |
| FNMA 3136G4AP8                      | 09/30/16 | 03/30/17   | 09/30/19 | 1.2500%         | 1,000,000      | 1,000,000              | 999,795                  | -                            | -                                | (9,568)                     | 1,000,000              | 990,230                  |
| <b>Sub-total</b>                    |          |            |          |                 | 2,000,000      | 2,000,000              | 1,999,751                | -                            | -                                | (14,005)                    | 2,000,000              | 1,986,186                |
| <b><u>TexPool Investments</u></b>   |          |            |          |                 |                |                        |                          |                              |                                  |                             |                        |                          |
| Concentration Account               | 12/31/16 | n/a        | 01/01/17 | 0.4497%         | 3,137,429      | 4,774,276              | 4,774,276                | 2,708,157                    | 4,345,003                        | -                           | 3,137,429              | 3,137,429                |
| METRO Account                       | 12/31/16 | n/a        | 01/01/17 | 0.4497%         | 2,546,143      | 2,301,706              | 2,301,706                | 257,699                      | 13,262                           | -                           | 2,546,143              | 2,546,143                |
| G.O. Bonds, Series 2014             | 12/31/16 | n/a        | 01/01/17 | 0.4497%         | 1,228,934      | 1,432,702              | 1,432,702                | 447,980                      | 651,747                          | -                           | 1,228,934              | 1,228,934                |
| G.O. Bonds, Series 2015             | 12/31/16 | n/a        | 01/01/17 | 0.4497%         | 6,296,847      | 7,933,119              | 7,933,119                | 7,297                        | 1,643,569                        | -                           | 6,296,847              | 6,296,847                |
| <b>Sub-total</b>                    |          |            |          |                 | 13,209,354     | 16,441,802             | 16,441,802               | 3,421,133                    | 6,653,581                        | -                           | 13,209,354             | 13,209,354               |
| <b><u>TexSTAR Investments</u></b>   |          |            |          |                 |                |                        |                          |                              |                                  |                             |                        |                          |
| Concentration Account               | 12/31/16 | n/a        | 01/01/17 | 0.4815%         | 2,328,026      | 2,325,452              | 2,325,452                | 2,574                        | -                                | -                           | 2,328,026              | 2,328,026                |
| <b>Sub-total</b>                    |          |            |          |                 | 2,328,026      | 2,325,452              | 2,325,452                | 2,574                        | -                                | -                           | 2,328,026              | 2,328,026                |
| <b>Total</b>                        |          |            |          |                 | \$ 23,445,140  | \$ 25,123,397          | \$ 25,123,148            | \$ 15,581,229                | \$ 17,259,486                    | \$ (14,005)                 | \$ 23,445,140          | \$ 23,430,186            |

Attachment: FY2017 1st Quarter Report - Master (2071 : FY 2017 1st Quarter Report)

**CITY OF BELLAIRE, TEXAS**  
**INVESTMENT SUPPLEMENTARY REPORT**  
**As of December 31, 2016**

| GASB 31 Market Reserve              |          |                      |                    |                      |
|-------------------------------------|----------|----------------------|--------------------|----------------------|
| Account                             |          | Book                 | GASB 31            | Market               |
| Description                         | Maturity | Value                | Market Reserve     | Value                |
| <b><u>Amegy Bank of Texas</u></b>   |          |                      |                    |                      |
| Concentration Account               | 01/01/17 | \$ 5,907,761         | \$ -               | \$ 5,907,761         |
| <b>Sub-total</b>                    |          | 5,907,761            | -                  | 5,907,761            |
| <b><u>Government Securities</u></b> |          |                      |                    |                      |
| FFCB 3133EFV38                      | 03/29/19 | 1,000,000            | (4,481)            | 995,519              |
| FNMA 3136G4AP8                      | 09/30/19 | 1,000,000            | (9,773)            | 990,227              |
| <b>Sub-total</b>                    |          | 2,000,000            | (14,254)           | 1,985,746            |
| <b><u>TexPool Investments</u></b>   |          |                      |                    |                      |
| Concentration Account               | 01/01/17 | 3,137,429            | -                  | 3,137,429            |
| METRO Account                       | 01/01/17 | 2,546,143            | -                  | 2,546,143            |
| G.O. Bonds, Series 2014             | 01/01/17 | 1,228,934            | -                  | 1,228,934            |
| G.O. Bonds, Series 2015             | 01/01/17 | 6,296,847            | -                  | 6,296,847            |
| <b>Sub-total</b>                    |          | 13,209,354           | -                  | 13,209,354           |
| <b><u>TexSTAR Investments</u></b>   |          |                      |                    |                      |
| Concentration Account               | 01/01/17 | 2,328,026            | -                  | 2,328,026            |
| <b>Sub-total</b>                    |          | 2,328,026            | -                  | 2,328,026            |
| <b>Total</b>                        |          | <u>\$ 23,445,140</u> | <u>\$ (14,254)</u> | <u>\$ 23,430,886</u> |

| Claim on Cash by Fund            |                      |
|----------------------------------|----------------------|
| Fund                             | 12/31/16             |
| Classifications                  | Balance              |
| <b><u>Governmental Funds</u></b> |                      |
| 100 - General Fund               | \$ 4,471,608         |
| 200 - Special Revenue Fund       | 361,194              |
| 300 - Debt Service Fund          | 2,402,785            |
| 600 - VET Fund                   | 1,334,953            |
| 610 - CIP Fund                   | 5,968,752            |
| 620 - CIP Bond Fund              | 6,122,076            |
| 630 - METRO Fund                 | 2,287,044            |
| Total Governmental Funds         | 22,948,412           |
| <b><u>Proprietary Funds</u></b>  |                      |
| 500 - Enterprise Fund            | 496,728              |
| Total Proprietary Funds          | 496,728              |
| Total                            | <u>\$ 23,445,140</u> |

**Quarterly Reporting of Donations Approved by City Manager as per Ordinance 14-09**  
**Approved as of 12/31/2016**

| Date                                 | Donor                                  | Designation                          | Amount/Value      |
|--------------------------------------|--|--------------------------------------|-------------------|
| Administration - Donations           |  |                                      |                   |
|                                      | Nothing to Report                      |                                      | \$0.00            |
| <b>Total Administration</b>          |  |                                      | <b>\$0.00</b>     |
| Fire - Donations                     |  |                                      |                   |
|                                      | NOAH Manufacturing                     | Donated Mattresses for Fire Fighters | \$1,809.50        |
| <b>Total Fire</b>                    |  |                                      | <b>\$1,809.50</b> |
| Police - Donations                   |  |                                      |                   |
|                                      | Pin Oak Estates Homeowners Association | Enhance Employee Work Environment    | \$750.00          |
| <b>Total Police</b>                  |  |                                      | <b>\$750.00</b>   |
| Library - Donations                  |  |                                      |                   |
| 11/10/16                             | Michael Brown                          | Donation to Library                  | \$15.00           |
| 12/28/16                             | Ann Kong                               | Donation to Library                  | \$500.00          |
| <b>Total Library</b>                 |  |                                      | <b>\$515.00</b>   |
| Parks & Recreation                   |  |                                      |                   |
|                                      | Nothing to Report                      |                                      | \$0.00            |
| <b>Total Parks &amp; Recreation</b>  |  |                                      | <b>\$0.00</b>     |
| Nature Discovery Center              |  |                                      |                   |
|                                      | Nothing To Report                      |                                      | \$0.00            |
| <b>Total Nature Discovery Center</b> |  |                                      | <b>\$0.00</b>     |

**Mayor and Council**

7008 S. Rice Avenue  
Bellaire, TX 77401



Meeting: 02/20/17 07:00 PM  
Department: City Manager's Office  
Category: Presentation  
Department Head: Paul A. Hofmann  
DOC ID: 2093

**SCHEDULED  
INFORMATION ITEM (ID  
# 2093)**

---

**Item Title:**

Presentation, discussion and feedback on Bonds for Better Bellaire 2016 Project Selection - Submitted by Paul A. Hofmann, City Manager.

**Background/Summary:**

Council will receive a presentation on the water and wastewater line, street/drainage, and sidewalk projects to be funded with the Bonds for Better Bellaire 2016 proceeds. The presentation will include a project design and construction schedule for the next three years.

**Previous Council Action Summary:**

Previous Council Action includes the calling of the November 2016 bond program, and the approval of the first of four bond sales anticipated for this program.

**Fiscal Impact:**

There is no fiscal impact associated with this presentation.

**Recommendation:**

Hear the presentation and request additional information as appropriate.

**ATTACHMENTS:**

- Project Selection Report (PDF)



TO: Honorable Mayor and Members of the City Council

FROM: Paul A. Hofmann, City Manager

DATE: February 16, 2017

SUBJECT: Bonds for Better Bellaire 2016 Project Selection

The February 20 City Council meeting will include a presentation on the recommended locations for many of the projects funded in the Bonds for Better Bellaire 2016 (BBB16) bond program. We will also provide a master project schedule for the next three years. In general, the schedule can be described as follows:

For water/wastewater line replacement, and street/drainage/sidewalk construction, design will commence and be completed during the current fiscal year (FY 2017). Phase 1 construction will commence in early FY 2018. Phase II construction will commence in FY 2019, and Phase III construction in FY 2020.

The projects are organized into four separation Project Groups, described below:

#### **Group A – Water and Wastewater**

Proposition 3 provides \$11.58 million for critical water and sewer line replacement over the next three years, \$11 million is to be used on water line replacement. The project selection criteria were first described in the water/wastewater system assessment completed by ARKK Engineers in 2015. Attached is a list of the proposed locations of water line projects, broken down by phase. Also attached is a map of those locations. According to our schedule, water line design will begin late March, and construction will begin on the Phase 1 projects in October 2017.

#### **Group B – Remaining Rebuild Bellaire Streets**

#### **Group C – Street and Drainage BBB16**

We are allocating \$20 million from Proposition 1 proceeds for street and drainage improvements. As has been the city's practice, our reconstruction projects will accommodate both street and drainage improvements. The drainage ranking criteria developed with the City Engineer is described in the attached "storm drainage priority rating system", the application of which is informed by the drainage study presented by the City Engineer last September.

The street system ranking is the result of a recently completed and comprehensive pavement condition analysis. The data collected from this analysis supplements the pavement condition analysis performed by the City Engineer in 2013.

The attached street ranking list combines the drainage ranking with the street ranking, of which the drainage ranking receiving a higher weight (60% drainage, 40% street).

Our ranking approach places a good deal of emphasis on “project readiness”. Several locations were identified, and designed, as part of the Rebuild Bellaire Program. These are worthy projects, the City has already invested in the design of these projects, and there is some amount of expectation from residents that these streets will be improved.

As a result, the recommended Group B projects would include 4700 Willow, 4900 – 5000 block of Mayfair, 4700 Linden, and 4900 – 5000 Imperial. The water line in Imperial is identified as a Phase I need, which will be included in the project, and paid for from Proposition 3 bond proceeds. Sidewalks would be constructed on one side of each of these streets, except for Linden, which does and would have sidewalks on both sides. The current construction cost estimate for these Group B locations is approximately \$4.5 million.

While design is complete, work needs to be done to create construction documents. The projects would be ready for construction by the time we receive funding from the August 2017 bond sale, that is, October of 2017.

Design can also begin this Spring on Group C projects. As currently identified, those locations would be:

|                          |
|--------------------------|
| Project Group C Phase II |
| 500 Bolivar              |
| 4500 Maple               |
| 4600 Cedar               |
| 5100 Spruce              |
| 6700 N. 5 <sup>th</sup>  |
| 5200 Spruce              |

Construction on these projects could begin as early as Spring 2018. The construction costs of these projects may exceed what is currently planned for the bond sale scheduled for August 2017. The design process will provide more precise estimates than what we currently have. As a result, we may recommend adjusting the bond sale amount.

#### **Group D – New Sidewalk Construction**

We are allocating \$4 million from Proposition 1 proceeds for new sidewalk construction. That doesn't represent the sum total of our new sidewalk work, as sidewalks will be included in the Group B and C projects described above. The interim criteria for additional sidewalk construction were discussed with the City Council last August. The first priority is to complete the network, so that blocks with minimal gaps in their sidewalks would be rated higher. The projects identified on the attached list and map reflect that priority, and thought was also given to prioritizing those block segments that tie into existing developed pedestrian facilities.

We're only identifying Phase 1 locations at this point, and looking forward to completing the Community Pathways study to help identify future locations. The construction cost of the Phase 1 locations is estimated to be approximately \$1 million.

Design is scheduled to begin in late March. Construction would begin in October.

I am recommending that we begin to implement a 5-foot sidewalk design standard on sidewalks built in project groups B, C, and D. This decision has implications for the standard we impose on private development, and should be the subject of future discussion and Council decision – making.

### **Next Steps**

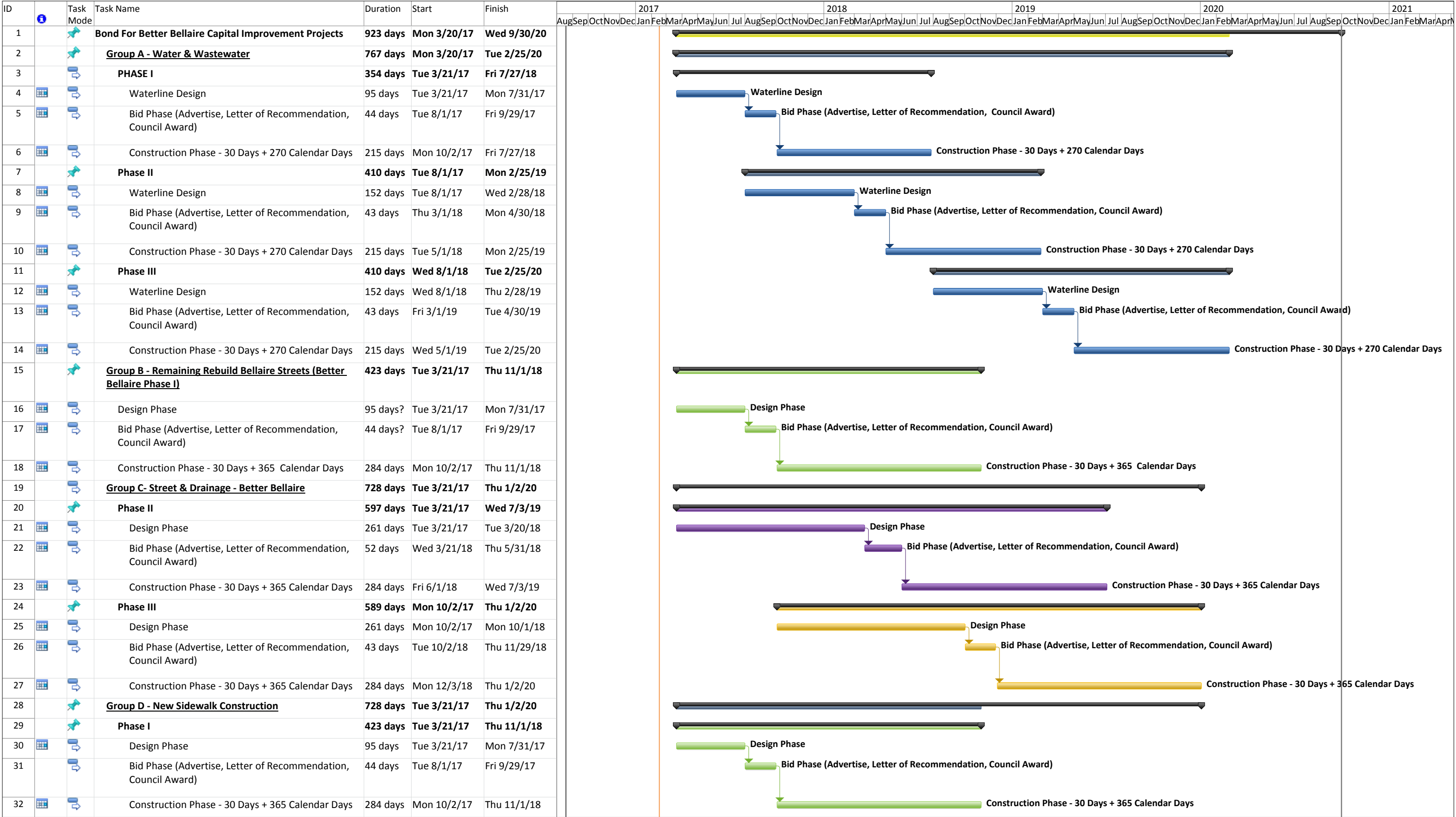
We look forward to receiving Council's questions and feedback regarding these proposed projects and schedules.

At the March 6 Town Hall meeting, the City Engineer will present the project recommendations and the analysis that went into our recommendations.

Should we stay on schedule, we will ask Council to authorize design and construction management for the projects identified.

### **Attachments**

- BBB16 Master Schedule
- List of Waterline Improvements (Group A)
- Map of Waterline Improvements (Group A)
- Storm Drainage Priority Rating System
- List of Street Rankings
- Paving Project Map (Group B, C)
- Sidewalk Map (Group D)
- List of Sidewalk Project Locations



Project: Bonds for Better Bellaire  
Date: Thu 2/16/17

Task

Split

Milestone

Summary

Project Summary

External Tasks

External Milestone

Inactive Task

Inactive Milestone

Inactive Summary

Manual Task

Duration-only

Manual Summary Rollup

Manual Summary

Start-only

Finish-only

Deadline

Progress

Page 1



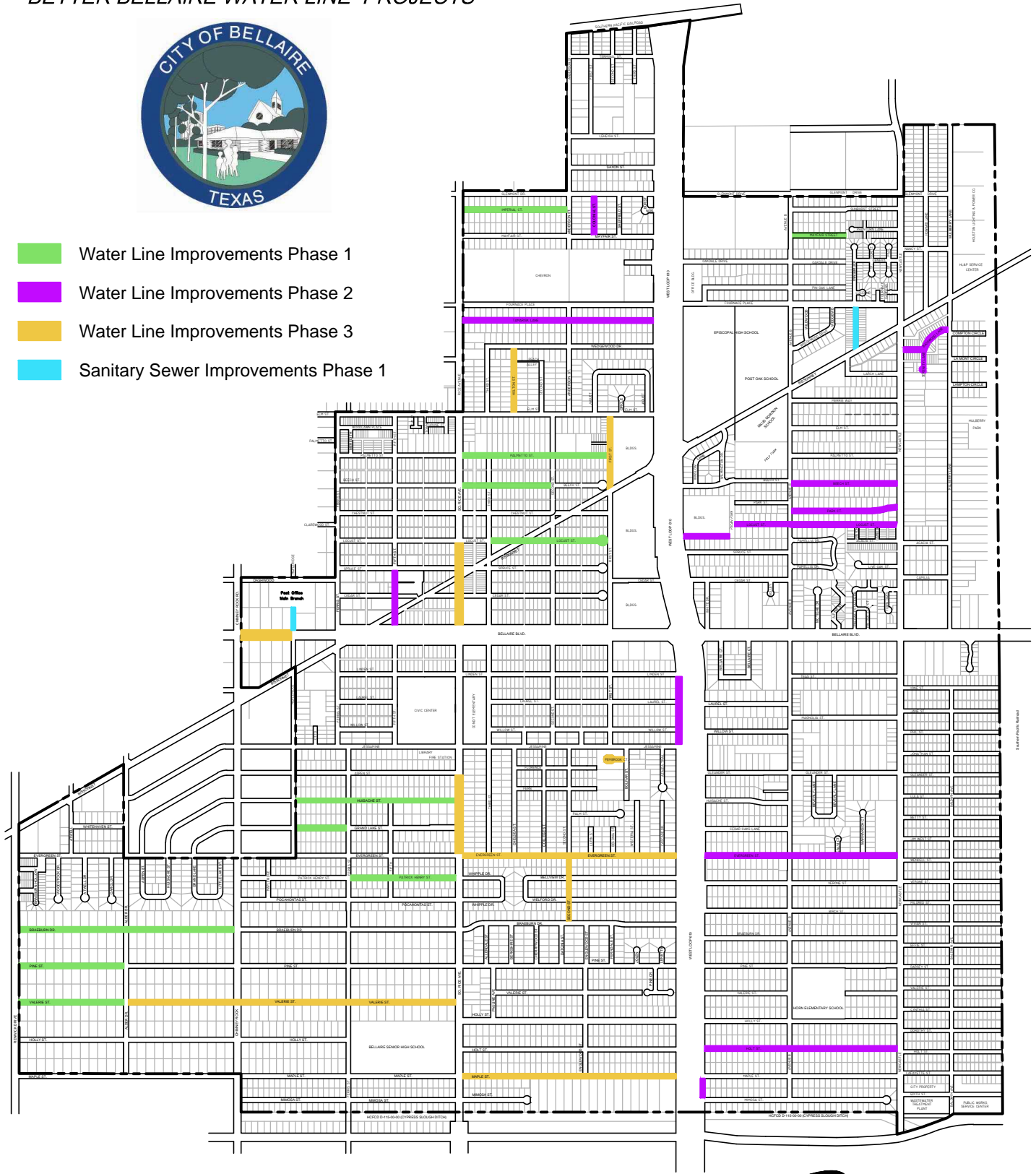
| BETTER BELLAIRE WATER LINE IMPROVEMENTS |                  |         |               |         |               |
|---|------------------|---------|---------------|---------|---------------|
| PHASE 1                                 |                  | PHASE 2 |               | PHASE 3 |               |
| BlockNo                                 | Street           | BlockNo | Street        | BlockNo | Street        |
| 4900                                    | BEECH ST         | 6900    | IH610         | 5400    | BELLAIRE BLVD |
| 5000                                    | BEECH ST         | 7000    | IH610         | 4700    | EVERGREEN ST  |
| 5300                                    | BRAEBURN DR      | 7100    | IH610         | 4800    | EVERGREEN ST  |
| 5400                                    | BRAEBURN DR      | 8300    | IH610         | 4900    | EVERGREEN ST  |
| 5300                                    | GRAND LAKE ST    | 4400    | BASSWOOD ST   | 5000    | EVERGREEN ST  |
| 5100                                    | HUISACHE ST      | 4500    | BEECH ST      | 6500    | FIRST ST      |
| 5200                                    | HUISACHE ST      | 1100    | COLONIAL ST   | 800     | HOLTON ST     |
| 5300                                    | HUISACHE ST      | 4500    | EVERGREEN ST  | 4700    | MAPLE ST      |
| 4900                                    | IMPERIAL ST      | 4600    | EVERGREEN ST  | 4800    | MAPLE ST      |
| 5000                                    | IMPERIAL ST      | 6600    | FIFTH ST      | 4900    | MAPLE ST      |
| 4800                                    | LOCUST ST        | 6700    | FIFTH ST      | 5000    | MAPLE ST      |
| 4900                                    | LOCUST ST        | 4500    | HOLT ST       | 100     | PEMBROOK CT   |
| 4500                                    | MAYFAIR ST       | 4600    | HOLT ST       | 7500    | SECOND ST     |
| 4800                                    | PALMETTO ST      | 4500    | LOCUST ST     | 7600    | SECOND ST     |
| 4900                                    | PALMETTO ST      | 4600    | LOCUST ST (W) | 7700    | SECOND ST     |
| 5000                                    | PALMETTO ST      | 4600    | LOCUST ST (E) | 6500    | S RICE AVE    |
| 5100                                    | PATRICK HENRY ST | 4500    | PARK CT       | 6600    | S RICE AVE    |
| 5200                                    | PATRICK HENRY ST | 4700    | TAMARISK ST   | 6700    | S RICE AVE    |
| 5400                                    | PINE ST          | 4800    | TAMARISK ST   | 7200    | S RICE AVE    |
| 5400                                    | VALERIE ST       | 4900    | TAMARISK ST   | 7300    | S RICE AVE    |
|   |                  | 5000    | TAMARISK ST   | 7400    | S RICE AVE    |
|   |                  |         |               | 5100    | VALERIE ST    |
|   |                  |         |               | 5200    | VALERIE ST    |
|   |                  |         |               | 5300    | VALERIE ST    |

APPROX. CONSTRUCTION COST FOR EACH PHASE = \$3 MILLION

# PROJECT GROUP A BETTER BELLAIRE WATER LINE PROJECTS



- Water Line Improvements Phase 1
- Water Line Improvements Phase 2
- Water Line Improvements Phase 3
- Sanitary Sewer Improvements Phase 1



7322 Southwest Freeway, Suite 1040 • Houston, Texas 77074  
(713) 400-2755 • [www.arkkengineers.com](http://www.arkkengineers.com) • TX PE Firm No. 13872

FEBRUARY 2017

Attachment: Project Selection Report (2093 : Present Bonds for Better Bellaire 2016 Project Selection)

| City of Bellaire - Public Works Department<br>Storm Drainage Priority Rating System  |  |                         |                 |
|--|--|-------------------------|-----------------|
| <b>Purpose:</b><br>To protect the citizens and property of the City of Bellaire by reducing the damage and hazards associated with stormwater run-off.   |  |                         |                 |
| <b>Calculation:</b><br>Each block/segment in the City starts off with a Drainage Ranking Score (DRS) of 100. Points are deducted as shown below in order to provide a ranking of areas for candidate project locations. This calculation may be redone as new information becomes available. |  |                         |                 |
| Item #   | Criteria Description   |                         | Point Deduction |
| 1.)  | Structural Flooding Damage   |                         | 25 maximum      |
| a  | Structural Flooded Recorded  | No Structures Flooded   | 0               |
|  |  | Pre 1980 Construction   | 10              |
|  |  | 1980-1994               | 15              |
|  |  | 1995-2004               | 20              |
|  |  | 2005-Present            | 25              |
| 2.)  | Existing Drainage Infrastructure   |                         | 10 maximum      |
| a  | Existing Capacity Versus a 2-Year Standard Design                        | less than 25%           | 10              |
|  |  | 25% to 50%              | 8               |
|  |  | 50% to 75%              | 5               |
|  |  | Greater than 75%        | 0               |
| 3.)  | Drainage Study   |                         | 10 maximum      |
| a  | Excessive Ponding Identified in the Drainage Study                       | No                      | 0               |
|  |  | Yes                     | 10              |
| 4.)  | Drainage Area  |                         | 5 maximum       |
| a  | Size of Drainage Area Served by Storm Sewer                              | Less Than 0-10 Acres    | 0               |
|  |  | 10-20 Acres             | 2               |
|  |  | 20-50 Acres             | 4               |
|  |  | Greater than 50 Acres   | 5               |
| 5.)  | Open Ditch   |                         | 5 maximum       |
| a  | Is the block served by an open ditch                                     | No                      | 0               |
|  |  | Yes                     | 5               |
| 6.)  | Project Readiness  |                         | 35 maximum      |
| a  | Design Status  | No Design Complete      | 0               |
|  |  | Partial Design Finished | 15              |
|  |  | Complete Design         | 35              |
| 7.)  | Regional System  |                         | 5 maximum       |
| a  | Is there an opportunity for Consideration in a Regional Drainage Project | No                      | 0               |
|  |  | Yes                     | 5               |
| 8.)  | Redevelopment Opportunity  |                         | 5 maximum       |
| a  | Is there an opportunity for future redevelopment on this block           | No                      | 0               |
|  |  | Yes                     | 5               |
|  |  |                         | 100 MAXIMUM     |

## Bonds For a Better Bellaire Street Ranking List

| Rank | Street    |                  | Bond Phase               | Drainage Score | Paving Score | Cumulative Score<br><i>This is a weighted score of<br/>(drainage x .60)+(paving x<br/>.40)</i> |
|------|-----------|------------------|--------------------------|----------------|--------------|--|
| 1    | 4700      | WILLOW ST        | Group B Phase I - 2017   | 68             | 23           | 50   |
| 2    | 4900-5000 | MAYFAIR ST       | Group B Phase I - 2017   | 43             | 55           | 48   |
| 3    | 500       | BOLIVAR ST       | Group C Phase II - 2018  | 33             | 69           | 47   |
| 4    | 4700      | LINDEN ST        | Group B Phase I - 2017   | 45             | 23           | 36   |
| 5    | 4900-5000 | IMPERIAL ST      | Group B Phase I - 2017   | 43             | 24           | 35   |
| 6    | 4500      | MAPLE ST         | Group C Phase II - 2018  | 42             | 22           | 34   |
| 7    | 4600      | CEDAR ST         | Group C Phase III - 2019 | 25             | 45           | 33   |
| 8    | 5100      | SPRUCE ST        | Group C Phase II - 2018  | 12             | 61           | 32   |
| 9    | 4300      | CYNTHIA ST       | Group C Phase III - 2019 | 34             | 24           | 30   |
| 10   | 4500      | LARCH LN         | Group C Phase III - 2019 | 30             | 30           | 30   |
| 11   | 4300      | EDITH ST         |                          | 7              | 63           | 29   |
| 12   | 6700      | N 5TH            | Group C Phase II - 2018  | 8              | 57           | 28   |
| 13   | 500       | CHELSEA ST       | Group C Phase III - 2019 | 0              | 64           | 26   |
| 14   | 4500      | MIMOSA DR        | Group C Phase III - 2019 | 30             | 20           | 26   |
| 15   | 5200      | SPRUCE ST        | Group C Phase II - 2018  | 0              | 65           | 26   |
| 16   | 4300      | BETTY ST         |                          | 34             | 11           | 25   |
| 17   | 4400      | EDITH ST         |                          | 20             | 32           | 25   |
| 18   | 4500      | HOLLY ST         |                          | 25             | 25           | 25   |
| 19   | 4900-5000 | MAPLE ST         |                          | 25             | 24           | 25   |
| 20   | 4300      | VALERIE ST       |                          | 25             | 24           | 25   |
| 21   | 5200      | CEDAR ST         |                          | 0              | 60           | 24   |
| 22   | 5300      | DASHWOOD DR      |                          | 12             | 43           | 24   |
| 23   | 4300      | DOROTHY ST       |                          | 30             | 15           | 24   |
| 24   | 4400      | LAFAYETTE ST     |                          | 25             | 22           | 24   |
| 25   | 4700      | LEHIGH ST        |                          | 5              | 53           | 24   |
| 26   | 4900      | VALERIE ST       |                          | 20             | 31           | 24   |
| 27   | 1         | AZALEA TRAIL LN  |                          | 25             | 19           | 23   |
| 28   | 4500      | BEECH ST         |                          | 25             | 19           | 23   |
| 29   | 4800      | FERN ST          |                          | 15             | 34           | 23   |
| 30   | 6300      | FERRIS DR        |                          | 0              | 57           | 23   |
| 31   | 4800      | GLENMONT DR      |                          | 25             | 20           | 23   |
| 32   | 4700-4800 | HOLLY ST         |                          | 15             | 36           | 23   |
| 33   | 7300      | S RICE AVE       |                          | 30             | 12           | 23   |
| 34   | 4400      | WENDELL ST       |                          | 25             | 20           | 23   |
| 35   | 4500      | BIRCH ST         |                          | 25             | 17           | 22   |
| 36   | 4700      | CEDAR ST         |                          | 17             | 30           | 22   |
| 37   | 5000      | CHESTNUT ST      |                          | 25             | 18           | 22   |
| 38   | 4300      | EFFIE ST         |                          | 30             | 11           | 22   |
| 39   | 5100      | ELM ST           |                          | 5              | 47           | 22   |
| 40   | 6400      | FERRIS DR        |                          | 0              | 55           | 22   |
| 41   | 6400      | FERRIS DR        |                          | 0              | 55           | 22   |
| 42   | 4300      | HOLT ST          |                          | 25             | 17           | 22   |
| 43   | 4700-4800 | HOLT ST          |                          | 30             | 10           | 22   |
| 44   | 4700      | LEHIGH ST        |                          | 15             | 32           | 22   |
| 45   | 5100      | LINDEN ST        |                          | 5              | 47           | 22   |
| 46   | 4500      | LOCUST ST        |                          | 0              | 54           | 22   |
| 47   | 5100      | LOCUST ST        |                          | 15             | 33           | 22   |
| 48   | 4700      | MAPLE ST         |                          | 13             | 36           | 22   |
| 49   | 100       | MARRAKECH CT     |                          | 30             | 11           | 22   |
| 50   | 400       | N 3RD ST         |                          | 0              | 56           | 22   |
| 51   | 5100      | PATRICK HENRY ST |                          | 25             | 17           | 22   |
| 52   | 500       | S 3RD ST         |                          | 28             | 13           | 22   |
| 53   | 800       | ANDERSON ST      |                          | 25             | 14           | 21   |
| 54   | 4400      | DARSEY ST        |                          | 25             | 16           | 21   |
| 55   | 5400      | DASHWOOD DR      |                          | 0              | 52           | 21   |
| 56   | 6600      | FERRIS DR        |                          | 0              | 52           | 21   |
| 57   | 4300      | LAMPTON CIR      |                          | 25             | 14           | 21   |
| 58   | 7000      | N 5TH            |                          | 0              | 52           | 21   |
| 59   | 4500      | PINE ST          |                          | 15             | 29           | 21   |

## Bonds For a Better Bellaire Street Ranking List

| Rank | Street    |               | Bond Phase | Drainage Score | Paving Score | Cumulative Score<br><i>This is a weighted score of<br/>(drainage x .60)+(paving x<br/>.40)</i> |
|------|-----------|---------------|------------|----------------|--------------|--|
| 60   | 4900      | TERMINAL ST   |            | 15             | 29           | 21   |
| 61   | 5200      | VALERIE ST    |            | 32             | 5            | 21   |
| 62   | 4900      | WEDGEWOOD DR  |            | 25             | 15           | 21   |
| 63   | 5000      | CEDAR ST      |            | 0              | 51           | 20   |
| 64   | 500       | CHELSEA ST    |            | 0              | 49           | 20   |
| 65   | 4400      | CYNTHIA ST    |            | 20             | 19           | 20   |
| 66   | 6500      | FERRIS DR     |            | 0              | 49           | 20   |
| 67   | 6600      | FERRIS DR     |            | 0              | 50           | 20   |
| 68   | 6600      | FERRIS DR     |            | 0              | 49           | 20   |
| 69   | 4900      | HOLLY ST      |            | 10             | 36           | 20   |
| 70   | 5400      | HOLLY ST      |            | 10             | 34           | 20   |
| 71   | 5300      | JESSAMINE ST  |            | 0              | 50           | 20   |
| 72   | 1300-1400 | N 2ND         |            | 0              | 49           | 20   |
| 73   | 6600      | NOLEY CT      |            | 0              | 51           | 20   |
| 74   | 400       | OTTO CT       |            | 0              | 51           | 20   |
| 75   | 5200      | PALMETTO ST   |            | 5              | 42           | 20   |
| 76   | 4300      | VIVIAN ST     |            | 25             | 12           | 20   |
| 77   | 4300      | WENDELL ST    |            | 25             | 12           | 20   |
| 78   | 100       | WHITE DR      |            | 20             | 19           | 20   |
| 79   | 5100      | CEDAR ST      |            | 0              | 47           | 19   |
| 80   | 4700      | EVERGREEN ST  |            | 14             | 27           | 19   |
| 81   | 4700      | LAUREL ST     |            | 15             | 25           | 19   |
| 82   | 4800      | LEHIGH ST     |            | 5              | 40           | 19   |
| 83   | 4500      | PALMETTO ST   |            | 25             | 11           | 19   |
| 84   | 4800      | PALMETTO ST   |            | 25             | 9            | 19   |
| 85   | 6600      | S RICE AVE    |            | 5              | 40           | 19   |
| 86   | 4600      | SPRUCE ST     |            | 25             | 11           | 19   |
| 87   | 0         | TOWNHOUSE CT  |            | 0              | 48           | 19   |
| 88   | 4300      | VERONE ST     |            | 25             | 11           | 19   |
| 89   | 100       | WHIPPLE DR    |            | 25             | 11           | 19   |
| 90   | 500       | WILMINGTON DR |            | 25             | 10           | 19   |
| 91   | 500       | WINSLOW LN    |            | 25             | 9            | 19   |
| 92   | 5100      | BRAEBURN DR   |            | 12             | 27           | 18   |
| 93   | 1100      | COLONIAL ST   |            | 25             | 7            | 18   |
| 94   | 6500      | GAMBIER LN    |            | 20             | 14           | 18   |
| 95   | 4300      | LAFAYETTE ST  |            | 27             | 4            | 18   |
| 96   | 4500      | MERRIE WAY LN |            | 25             | 8            | 18   |
| 97   | 400-800   | MULBERRY LN   |            | 30             | 0            | 18   |
| 98   | 6900      | N 5TH         |            | 0              | 45           | 18   |
| 99   | 4500      | OLEANDER ST   |            | 25             | 8            | 18   |
| 100  | 100       | PAMELLIA DR   |            | 25             | 8            | 18   |
| 101  | 4500      | PARK CT       |            | 25             | 7            | 18   |
| 102  | 1000      | PAULINE ST    |            | 20             | 16           | 18   |
| 103  | 4900      | PINE ST       |            | 18             | 17           | 18   |
| 104  | 5000      | SERENITY LN   |            | 0              | 44           | 18   |
| 105  | 5100      | VALERIE ST    |            | 17             | 19           | 18   |
| 106  | 4500      | WEDGEWOOD DR  |            | 20             | 16           | 18   |
| 107  | 500       | WISTERIA ST   |            | 25             | 8            | 18   |
| 108  | 4600      | BEECH ST      |            | 25             | 6            | 17   |
| 109  | 4800      | CEDAR ST      |            | 10             | 28           | 17   |
| 110  | 5100      | ELM ST        |            | 5              | 35           | 17   |
| 111  | 4800      | FLORENCE ST   |            | 0              | 43           | 17   |
| 112  | 4700      | JESSAMINE ST  |            | 0              | 43           | 17   |
| 113  | 5000      | LINDEN ST     |            | 10             | 28           | 17   |
| 114  | 6800      | MAPLERIDGE ST |            | 0              | 43           | 17   |
| 115  | 100       | MULBERRY LN   |            | 10             | 27           | 17   |
| 116  | 900       | MULBERRY LN   |            | 5              | 35           | 17   |
| 117  | 200-500   | N 1ST ST      |            | 0              | 42           | 17   |
| 118  | 6300      | N 5TH         |            | 0              | 43           | 17   |

## Bonds For a Better Bellaire Street Ranking List

| Rank | Street    |                 | Bond Phase | Drainage Score | Paving Score | Cumulative Score<br><i>This is a weighted score of<br/>(drainage x .60)+(paving x<br/>.40)</i> |
|------|-----------|-----------------|------------|----------------|--------------|--|
| 119  | 1         | PEMBROOK CT     |            | 15             | 21           | 17   |
| 120  | 100       | S 2ND ST        |            | 27             | 2            | 17   |
| 121  | 6700      | S RICE AVE      |            | 5              | 36           | 17   |
| 122  | 6700      | S RICE AVE      |            | 5              | 34           | 17   |
| 123  | 7800      | S RICE AVE      |            | 15             | 19           | 17   |
| 124  | 8200      | S RICE AVE      |            | 5              | 35           | 17   |
| 125  | 4800      | SPRUCE ST       |            | 8              | 31           | 17   |
| 126  | 5600      | ST PAUL ST      |            | 0              | 42           | 17   |
| 127  | 4500      | TOWN OAKS PL    |            | 0              | 42           | 17   |
| 128  | 4400      | VALERIE ST      |            | 0              | 43           | 17   |
| 129  | 5100-5200 | ASPEN ST        |            | 20             | 9            | 16   |
| 130  | 5200      | ELM ST          |            | 5              | 33           | 16   |
| 131  | 4800      | FERN ST         |            | 20             | 11           | 16   |
| 132  | 5100      | LAUREL ST       |            | 0              | 40           | 16   |
| 133  | 4500      | LOCUST ST       |            | 5              | 32           | 16   |
| 134  | 4500      | MAGNOLIA ST     |            | 12             | 21           | 16   |
| 135  | 1300-1400 | N 1ST ST        |            | 0              | 40           | 16   |
| 136  | 6400      | N AVE B         |            | 0              | 41           | 16   |
| 137  | 5100      | PALMETTO ST     |            | 17             | 15           | 16   |
| 138  | 4700      | PINE CIR        |            | 0              | 39           | 16   |
| 139  | 6800      | S RICE AVE      |            | 5              | 32           | 16   |
| 140  | 8100      | S RICE AVE      |            | 5              | 32           | 16   |
| 141  | 5100      | TERMINAL ST     |            | 5              | 33           | 16   |
| 142  | 4600      | VERONE ST       |            | 10             | 26           | 16   |
| 143  | 600       | 7TH             |            | 0              | 38           | 15   |
| 144  | 1         | ALPINE CT       |            | 0              | 38           | 15   |
| 145  | 500       | CASCADE DR      |            | 13             | 17           | 15   |
| 146  | 5100      | CEDAR ST        |            | 0              | 38           | 15   |
| 147  | 5200      | CEDAR ST        |            | 0              | 38           | 15   |
| 148  | 7600      | CHIMNEY ROCK RD |            | 5              | 29           | 15   |
| 149  | 4700      | ELM ST          |            | 0              | 38           | 15   |
| 150  | 6500      | FERRIS DR       |            | 0              | 38           | 15   |
| 151  | 6700      | FERRIS DR       |            | 0              | 37           | 15   |
| 152  | 5200      | GRAND LAKE ST   |            | 0              | 38           | 15   |
| 153  | 5300      | GRAND LAKE ST   |            | 10             | 22           | 15   |
| 154  | 1100      | HOWARD LN       |            | 25             | 0            | 15   |
| 155  | 6500      | KENYON LN       |            | 10             | 22           | 15   |
| 156  | 4800      | LINDEN ST       |            | 15             | 14           | 15   |
| 157  | 4700      | MAPLE ST        |            | 0              | 38           | 15   |
| 158  | 6900      | MAPLERIDGE ST   |            | 0              | 38           | 15   |
| 159  | 300       | N 3RD ST        |            | 0              | 38           | 15   |
| 160  | 8300      | NEWCASTLE ST    |            | 5              | 30           | 15   |
| 161  | 5000      | PINE ST         |            | 5              | 30           | 15   |
| 162  | 1         | PROSPECT PL     |            | 0              | 37           | 15   |
| 163  | 100       | S 1ST ST        |            | 5              | 31           | 15   |
| 164  | 200       | S 2ND ST        |            | 0              | 37           | 15   |
| 165  | 6700      | S RICE AVE      |            | 5              | 29           | 15   |
| 166  | 8300      | S RICE AVE      |            | 5              | 30           | 15   |
| 167  | 4900-5000 | TAMARISK LN     |            | 15             | 15           | 15   |
| 168  | 5000      | TERMINAL ST     |            | 5              | 29           | 15   |
| 169  | 7400      | CHIMNEY ROCK RD |            | 5              | 28           | 14   |
| 170  | 8000      | CHIMNEY ROCK RD |            | 5              | 27           | 14   |
| 171  | 5100      | ELM ST          |            | 5              | 28           | 14   |
| 172  | 6300      | FERRIS DR       |            | 0              | 34           | 14   |
| 173  | 6700      | FERRIS DR       |            | 0              | 34           | 14   |
| 174  | 6700      | FERRIS DR       |            | 0              | 34           | 14   |
| 175  | 4900-5000 | GLENMONT DR     |            | 12             | 16           | 14   |
| 176  | 4400      | HOLT ST         |            | 10             | 19           | 14   |
| 177  | 200-300   | MULBERRY LN     |            | 5              | 27           | 14   |

## Bonds For a Better Bellaire Street Ranking List

| Rank | Street    |                     | Bond Phase | Drainage Score | Paving Score | Cumulative Score<br><i>This is a weighted score of<br/>(drainage x .60)+(paving x<br/>.40)</i> |
|------|-----------|---------------------|------------|----------------|--------------|--|
| 178  | 100       | N 1ST ST            |            | 0              | 34           | 14   |
| 179  | 1500      | N 2ND               |            | 0              | 36           | 14   |
| 180  | 1500      | N 3RD               |            | 0              | 35           | 14   |
| 181  | 600       | N 3RD ST            |            | 0              | 35           | 14   |
| 182  | 5500      | NEWCASTLE ST        |            | 5              | 27           | 14   |
| 183  | 5500      | NEWCASTLE ST        |            | 5              | 28           | 14   |
| 184  | 5300      | PATRICK HENRY ST    |            | 10             | 19           | 14   |
| 185  | 1         | PROSPECT PL         |            | 0              | 36           | 14   |
| 186  | 4700-4800 | SAXON ST            |            | 8              | 23           | 14   |
| 187  | 5000      | SPRUCE ST           |            | 0              | 36           | 14   |
| 188  | 5600      | ST PAUL ST          |            | 0              | 36           | 14   |
| 189  | 0         | TOWNHOUSE CT        |            | 0              | 35           | 14   |
| 190  | 4400      | VERONE ST           |            | 20             | 4            | 14   |
| 191  | 100       | ALLENDALE ST        |            | 5              | 24           | 13   |
| 192  | 7300      | AVE B               |            | 15             | 10           | 13   |
| 193  | 4600      | CEDAR ST            |            | 0              | 32           | 13   |
| 194  | 7500      | CHIMNEY ROCK RD     |            | 5              | 26           | 13   |
| 195  | 6900      | FERRIS DR           |            | 0              | 33           | 13   |
| 196  | 4600      | HOLT ST             |            | 5              | 25           | 13   |
| 197  | 4600      | HUISACHE ST         |            | 15             | 10           | 13   |
| 198  | 5600      | INNSBRUCK ST        |            | 5              | 26           | 13   |
| 199  | 4300      | IONE ST             |            | 5              | 24           | 13   |
| 200  | 4400      | IONE ST             |            | 0              | 33           | 13   |
| 201  | 900       | MULBERRY LN         |            | 5              | 24           | 13   |
| 202  | 500       | N 3RD ST            |            | 0              | 33           | 13   |
| 203  | 6700      | N 5TH               |            | 0              | 32           | 13   |
| 204  | 5900      | NEWCASTLE ST        |            | 15             | 10           | 13   |
| 205  | 6500      | NEWCASTLE ST        |            | 5              | 26           | 13   |
| 206  | 4600      | PIN OAK LN          |            | 15             | 11           | 13   |
| 207  | 4600      | PINE ST             |            | 5              | 26           | 13   |
| 208  | 300       | S 3RD ST            |            | 0              | 33           | 13   |
| 209  | 7900      | S RICE AVE          |            | 5              | 26           | 13   |
| 210  | 8000      | S RICE AVE          |            | 5              | 25           | 13   |
| 211  | 8100      | S RICE AVE          |            | 5              | 26           | 13   |
| 212  | 5600      | ST MORITZ ST        |            | 0              | 33           | 13   |
| 213  | 4700-4800 | TAMARISK LN         |            | 8              | 21           | 13   |
| 214  | 5400      | VALERIE ST          |            | 10             | 17           | 13   |
| 215  | 4700-4800 | WELFORD DR          |            | 10             | 17           | 13   |
| 216  | 4800      | WILLOW ST           |            | 15             | 9            | 13   |
| 217  | 5200      | WOODLAWN PL         |            | 0              | 32           | 13   |
| 218  | 1200      | ANDERSON ST         |            | 0              | 29           | 12   |
| 219  | 1300-1400 | ANDERSON ST         |            | 8              | 17           | 12   |
| 220  | 5300      | ASPEN ST            |            | 15             | 8            | 12   |
| 221  | 5000      | BEECH ST            |            | 0              | 29           | 12   |
| 222  | 5100      | BELLAIRE BLVD       |            | 0              | 30           | 12   |
| 223  | 5200      | BISSONNET ST        |            | 0              | 30           | 12   |
| 224  | 5200      | BISSONNET ST        |            | 0              | 29           | 12   |
| 225  | 5400      | BISSONNET ST        |            | 0              | 30           | 12   |
| 226  | 4800      | CHESTNUT ST         |            | 0              | 31           | 12   |
| 227  | 7700      | CHIMNEY ROCK RD     |            | 5              | 23           | 12   |
| 228  | 4400      | DOROTHY ST          |            | 10             | 16           | 12   |
| 229  | 4800      | ELM ST              |            | 0              | 31           | 12   |
| 230  | 4800      | ELM ST              |            | 0              | 31           | 12   |
| 231  | 5000      | EVERGREEN ST        |            | 14             | 10           | 12   |
| 232  | 1         | FOURNACE GARDENS DR |            | 0              | 29           | 12   |
| 233  | 5100      | GRAND LAKE ST       |            | 5              | 22           | 12   |
| 234  | 5300      | HUISACHE ST         |            | 20             | 0            | 12   |
| 235  | 5300      | JESSAMINE ST        |            | 0              | 30           | 12   |
| 236  | 500       | LUPIN ST            |            | 15             | 7            | 12   |

## Bonds For a Better Bellaire Street Ranking List

| Rank | Street    |                 | Bond Phase | Drainage Score | Paving Score | Cumulative Score<br><i>This is a weighted score of<br/>(drainage x .60)+(paving x<br/>.40)</i> |
|------|-----------|-----------------|------------|----------------|--------------|--|
| 237  | 6300      | MEREDITH DR     |            | 0              | 30           | 12   |
| 238  | 1500      | N 1ST ST        |            | 0              | 30           | 12   |
| 239  | 6800      | N 5TH           |            | 0              | 29           | 12   |
| 240  | 5700      | N AVE B         |            | 4              | 23           | 12   |
| 241  | 6300      | N AVE B         |            | 0              | 30           | 12   |
| 242  | 5600      | NEWCASTLE ST    |            | 5              | 23           | 12   |
| 243  | 5700      | NEWCASTLE ST    |            | 5              | 22           | 12   |
| 244  | 6700      | NEWCASTLE ST    |            | 5              | 23           | 12   |
| 245  | 0         | OLENE           |            | 0              | 29           | 12   |
| 246  | 4600      | PARK CT         |            | 20             | 0            | 12   |
| 247  | 100       | PHANTURN LN     |            | 0              | 31           | 12   |
| 248  | 1         | PROSPECT PL     |            | 0              | 29           | 12   |
| 249  | 400       | S 3RD ST        |            | 0              | 29           | 12   |
| 250  | 800       | S ATWELL ST     |            | 5              | 22           | 12   |
| 251  | 0         | TOWNHOUSE CT    |            | 0              | 30           | 12   |
| 252  | 700       | 7TH             |            | 0              | 27           | 11   |
| 253  | 4500      | BELLAIRE BLVD   |            | 0              | 28           | 11   |
| 254  | 5200      | BELLAIRE BLVD   |            | 0              | 28           | 11   |
| 255  | 5300      | BELLAIRE BLVD   |            | 5              | 21           | 11   |
| 256  | 4500      | BISSONNET ST    |            | 0              | 28           | 11   |
| 257  | 4700      | BISSONNET ST    |            | 0              | 28           | 11   |
| 258  | 5100      | BISSONNET ST    |            | 0              | 27           | 11   |
| 259  | 5400      | BRAEBURN DR     |            | 7              | 18           | 11   |
| 260  | 8100      | CHIMNEY ROCK RD |            | 5              | 21           | 11   |
| 261  | 800       | CIRCLE DR       |            | 10             | 12           | 11   |
| 262  | 4300      | DARSEY ST       |            | 10             | 13           | 11   |
| 263  | 4400      | EFFIE ST        |            | 10             | 12           | 11   |
| 264  | 5100      | ELM ST          |            | 5              | 21           | 11   |
| 265  | 4600      | EVERGREEN ST    |            | 5              | 21           | 11   |
| 266  | 4700      | EVERGREEN ST    |            | 0              | 28           | 11   |
| 267  | 4900      | FERN ST         |            | 0              | 28           | 11   |
| 268  | 7000      | FERRIS DR       |            | 0              | 27           | 11   |
| 269  | 4500      | GENEVA ST       |            | 0              | 28           | 11   |
| 270  | 4500      | HEIMSATH LN     |            | 0              | 28           | 11   |
| 271  | 4600      | HOLLY ST        |            | 5              | 21           | 11   |
| 272  | 4500      | HOLT ST         |            | 7              | 18           | 11   |
| 273  | 5600      | INNSBRUCK ST    |            | 0              | 27           | 11   |
| 274  | 4300      | LULA ST         |            | 7              | 17           | 11   |
| 275  | 5100      | MIMOSA DR       |            | 7              | 17           | 11   |
| 276  | 5600      | NEWCASTLE ST    |            | 5              | 20           | 11   |
| 277  | 5700      | NEWCASTLE ST    |            | 5              | 19           | 11   |
| 278  | 7200      | NEWCASTLE ST    |            | 5              | 21           | 11   |
| 279  | 7400      | NEWCASTLE ST    |            | 5              | 19           | 11   |
| 280  | 0         | PINE CIR        |            | 0              | 27           | 11   |
| 281  | 6300      | S RICE AVE      |            | 5              | 19           | 11   |
| 282  | 6400      | S RICE AVE      |            | 5              | 19           | 11   |
| 283  | 7500      | S RICE AVE      |            | 5              | 20           | 11   |
| 284  | 7600      | S RICE AVE      |            | 5              | 19           | 11   |
| 285  | 4900      | TERMINAL ST     |            | 5              | 21           | 11   |
| 286  | 4500      | VALERIE ST      |            | 5              | 20           | 11   |
| 287  | 4600      | VALERIE ST      |            | 15             | 6            | 11   |
| 288  | 5200      | WOODLAWN PL     |            | 0              | 27           | 11   |
| 289  | 800       | WOODSTOCK ST    |            | 0              | 27           | 11   |
| 290  | 1300-1400 | 3RD             |            | 0              | 26           | 10   |
| 291  | 900       | ANDERSON ST     |            | 0              | 24           | 10   |
| 292  | 4800      | BEECH ST        |            | 5              | 18           | 10   |
| 293  | 500       | BEGONIA ST      |            | 0              | 25           | 10   |
| 294  | 4500      | BELLAIRE BLVD   |            | 0              | 24           | 10   |
| 295  | 100       | BERKSHIRE ST    |            | 5              | 17           | 10   |



## Bonds For a Better Bellaire Street Ranking List

| Rank | Street    |                    | Bond Phase | Drainage Score | Paving Score | Cumulative Score<br><i>This is a weighted score of<br/>(drainage x .60)+(paving x<br/>.40)</i> |
|------|-----------|--------------------|------------|----------------|--------------|--|
| 296  | 4300      | BISSONNET ST       |            | 0              | 24           | 10   |
| 297  | 4800      | BISSONNET ST       |            | 0              | 25           | 10   |
| 298  | 5000      | BISSONNET ST       |            | 0              | 26           | 10   |
| 299  | 5100      | BISSONNET ST       |            | 0              | 24           | 10   |
| 300  | 1         | BOULEVARD LN       |            | 0              | 25           | 10   |
| 301  | 4500      | BRAEBURN DR        |            | 0              | 25           | 10   |
| 302  | 100       | ENGLEWOOD ST       |            | 0              | 25           | 10   |
| 303  | 4500      | EVERGREEN ST       |            | 2              | 23           | 10   |
| 304  | 7100      | FERRIS DR          |            | 0              | 26           | 10   |
| 305  | 4500      | GENEVA ST          |            | 0              | 25           | 10   |
| 306  | 4500      | HEIMSATH LN        |            | 0              | 25           | 10   |
| 307  | 5000      | HOLLY ST           |            | 5              | 18           | 10   |
| 308  | 800       | JAQUET DR          |            | 12             | 8            | 10   |
| 309  | 4400      | JIM WEST ST        |            | 10             | 11           | 10   |
| 310  | 4300      | JONATHAN ST        |            | 0              | 24           | 10   |
| 311  | 900       | LENETTE CT         |            | 0              | 24           | 10   |
| 312  | 5200      | LOCUST ST          |            | 0              | 24           | 10   |
| 313  | 4400      | LUCERNE ST         |            | 0              | 26           | 10   |
| 314  | 4500      | MEDINAH PL         |            | 0              | 25           | 10   |
| 315  | 1200      | MULBERRY LN        |            | 5              | 17           | 10   |
| 316  | 700       | N 2ND ST           |            | 0              | 24           | 10   |
| 317  | 6700      | N 5TH              |            | 0              | 24           | 10   |
| 318  | 6400      | N AVE B            |            | 0              | 24           | 10   |
| 319  | 4600      | OAKDALE ST         |            | 0              | 24           | 10   |
| 320  | 4600      | OLEANDER ST        |            | 0              | 24           | 10   |
| 321  | 5200      | PATRICK HENRY ST   |            | 0              | 26           | 10   |
| 322  | 1         | PIN OAK ESTATES DR |            | 0              | 24           | 10   |
| 323  | 4700      | PINE CIR           |            | 0              | 24           | 10   |
| 324  | 5100      | PINE ST            |            | 12             | 6            | 10   |
| 325  | 400       | S 2ND ST           |            | 0              | 25           | 10   |
| 326  | 6600      | S RICE AVE         |            | 5              | 18           | 10   |
| 327  | 4400      | SERENITY LN        |            | 0              | 24           | 10   |
| 328  | 5600      | ST MORITZ ST       |            | 0              | 26           | 10   |
| 329  | 4500      | SUNBURST ST        |            | 10             | 10           | 10   |
| 330  | 4700-4800 | VALERIE ST         |            | 0              | 24           | 10   |
| 331  | 8300      | WILL JORDAN WAY    |            | 0              | 26           | 10   |
| 332  | 1500      | ANDERSON ST        |            | 0              | 22           | 9  |
| 333  | 4400      | BASSWOOD LN        |            | 0              | 23           | 9  |
| 334  | 4900      | BEECH ST           |            | 10             | 8            | 9  |
| 335  | 4600      | BIRCH ST           |            | 5              | 15           | 9  |
| 336  | 5000      | BISSONNET ST       |            | 0              | 23           | 9  |
| 337  | 5200      | BISSONNET ST       |            | 0              | 22           | 9  |
| 338  | 5700      | BISSONNET ST       |            | 0              | 22           | 9  |
| 339  | 5800      | BISSONNET ST       |            | 0              | 22           | 9  |
| 340  | 5000      | BRAEBURN DR        |            | 12             | 5            | 9  |
| 341  | 7800      | CHIMNEY ROCK RD    |            | 5              | 15           | 9  |
| 342  | 5200      | ELM ST             |            | 5              | 16           | 9  |
| 343  | 5200      | EVERGREEN ST       |            | 0              | 22           | 9  |
| 344  | 5300      | EVERGREEN ST       |            | 0              | 22           | 9  |
| 345  | 4500      | GENEVA ST          |            | 0              | 22           | 9  |
| 346  | 4500      | HEIMSATH LN        |            | 0              | 23           | 9  |
| 347  | 5700      | INNSBRUCK ST       |            | 0              | 23           | 9  |
| 348  | 4300      | JANE ST            |            | 2              | 19           | 9  |
| 349  | 4400      | JANE ST            |            | 0              | 22           | 9  |
| 350  | 4700      | JESSAMINE ST       |            | 0              | 22           | 9  |
| 351  | 900       | JOLEN CT           |            | 0              | 23           | 9  |
| 352  | 4800      | LOCUST ST          |            | 5              | 14           | 9  |
| 353  | 4700      | MAYFAIR ST         |            | 15             | 0            | 9  |
| 354  | 4300      | MILDRED ST         |            | 9              | 10           | 9  |

## Bonds For a Better Bellaire Street Ranking List

| Rank | Street    |                     | Bond Phase | Drainage Score | Paving Score | Cumulative Score<br><i>This is a weighted score of<br/>(drainage x .60)+(paving x<br/>.40)</i> |
|------|-----------|---------------------|------------|----------------|--------------|--|
| 355  | 300       | N 3RD ST            |            | 0              | 23           | 9  |
| 356  | 7000      | N 5TH               |            | 0              | 23           | 9  |
| 357  | 6300      | N AVE B             |            | 0              | 23           | 9  |
| 358  | 5800      | NEWCASTLE ST        |            | 5              | 14           | 9  |
| 359  | 6100      | NEWCASTLE ST        |            | 5              | 14           | 9  |
| 360  | 6400      | NEWCASTLE ST        |            | 5              | 16           | 9  |
| 361  | 6700      | NEWCASTLE ST        |            | 5              | 16           | 9  |
| 362  | 7100      | NEWCASTLE ST        |            | 5              | 15           | 9  |
| 363  | 7500      | NEWCASTLE ST        |            | 5              | 16           | 9  |
| 364  | 4300      | OLEANDER ST         |            | 0              | 22           | 9  |
| 365  | 5200      | PALMETTO ST         |            | 5              | 15           | 9  |
| 366  | 1         | PIN OAKS ESTATES CT |            | 5              | 14           | 9  |
| 367  | 4900      | PINE ST             |            | 0              | 22           | 9  |
| 368  | 500       | S 5TH               |            | 10             | 7            | 9  |
| 369  | 6500      | S RICE AVE          |            | 5              | 14           | 9  |
| 370  | 6900      | S RICE AVE          |            | 5              | 14           | 9  |
| 371  | 7100      | S RICE AVE          |            | 5              | 14           | 9  |
| 372  | 7200      | S RICE AVE          |            | 5              | 15           | 9  |
| 373  | 7400      | S RICE AVE          |            | 5              | 14           | 9  |
| 374  | 7700      | S RICE AVE          |            | 5              | 14           | 9  |
| 375  | 4700-4800 | WEDGEWOOD DR        |            | 13             | 4            | 9  |
| 376  | 4600      | WILLOW ST           |            | 0              | 23           | 9  |
| 377  | 5200      | WILLOW ST           |            | 12             | 4            | 9  |
| 378  | 4600      | BELLAIRE BLVD       |            | 0              | 21           | 8  |
| 379  | 4900      | BELLAIRE BLVD       |            | 0              | 19           | 8  |
| 380  | 5000      | BELLAIRE BLVD       |            | 0              | 21           | 8  |
| 381  | 5200      | BELLAIRE BLVD       |            | 0              | 21           | 8  |
| 382  | 4900      | BISSONNET ST        |            | 0              | 21           | 8  |
| 383  | 4900      | BISSONNET ST        |            | 0              | 20           | 8  |
| 384  | 4900      | CEDAR ST            |            | 0              | 19           | 8  |
| 385  | 7900      | CHIMNEY ROCK RD     |            | 5              | 13           | 8  |
| 386  | 4300      | COMPTON CIR         |            | 0              | 21           | 8  |
| 387  | 4700      | ELM ST              |            | 0              | 20           | 8  |
| 388  | 4900      | ELM ST              |            | 0              | 19           | 8  |
| 389  | 5000      | ELM ST              |            | 0              | 21           | 8  |
| 390  | 500       | ENGLEWOOD ST        |            | 0              | 20           | 8  |
| 391  | 4700      | EVERGREEN ST        |            | 0              | 20           | 8  |
| 392  | 4800      | EVERGREEN ST        |            | 0              | 19           | 8  |
| 393  | 5600      | EVERGREEN ST        |            | 4              | 13           | 8  |
| 394  | 6800      | FERRIS DR           |            | 0              | 19           | 8  |
| 395  | 7500      | FERRIS DR           |            | 0              | 19           | 8  |
| 396  | 4700      | GLENMONT DR         |            | 0              | 19           | 8  |
| 397  | 5300      | HOLLY ST            |            | 10             | 4            | 8  |
| 398  | 5600      | INNSBRUCK ST        |            | 0              | 19           | 8  |
| 399  | 4400      | JONATHAN ST         |            | 0              | 20           | 8  |
| 400  | 4500      | LIVE OAK BLVD       |            | 10             | 6            | 8  |
| 401  | 5000      | LOCUST ST           |            | 0              | 19           | 8  |
| 402  | 6900      | MERIDITH            |            | 0              | 21           | 8  |
| 403  | 4600      | MIMOSA DR           |            | 0              | 19           | 8  |
| 404  | 4900-5000 | MIMOSA DR           |            | 8              | 7            | 8  |
| 405  | 400       | N 2ND ST            |            | 0              | 20           | 8  |
| 406  | 6300      | N 5TH               |            | 0              | 21           | 8  |
| 407  | 5800      | N AVE B             |            | 0              | 21           | 8  |
| 408  | 6000      | NEWCASTLE ST        |            | 5              | 13           | 8  |
| 409  | 6200      | NEWCASTLE ST        |            | 5              | 12           | 8  |
| 410  | 7000      | NEWCASTLE ST        |            | 5              | 12           | 8  |
| 411  | 7700      | NEWCASTLE ST        |            | 5              | 12           | 8  |
| 412  | 7800      | NEWCASTLE ST        |            | 5              | 12           | 8  |
| 413  | 7900      | NEWCASTLE ST        |            | 5              | 12           | 8  |

## Bonds For a Better Bellaire Street Ranking List

| Rank | Street    |                  | Bond Phase | Drainage Score | Paving Score | Cumulative Score<br><i>This is a weighted score of<br/>(drainage x .60)+(paving x<br/>.40)</i> |
|------|-----------|------------------|------------|----------------|--------------|--|
| 414  | 5400      | PATRICK HENRY ST |            | 0              | 20           | 8  |
| 415  | 4300      | PHIL ST          |            | 0              | 19           | 8  |
| 416  | 4900      | PINE ST          |            | 0              | 19           | 8  |
| 417  | 700       | S ATWELL DR      |            | 0              | 20           | 8  |
| 418  | 7000      | S RICE AVE       |            | 5              | 12           | 8  |
| 419  | 4900      | SPRUCE ST        |            | 0              | 21           | 8  |
| 420  | 0         | TOWNHOUSE CT     |            | 0              | 21           | 8  |
| 421  | 4500      | VERONE ST        |            | 0              | 20           | 8  |
| 422  | 4900      | WEDGEWOOD DR     |            | 0              | 19           | 8  |
| 423  | 1200      | ANDERSON ST      |            | 0              | 18           | 7  |
| 424  | 7000      | AVE B            |            | 0              | 18           | 7  |
| 425  | 5100      | BEECH ST         |            | 7              | 6            | 7  |
| 426  | 4500      | BELLAIRE BLVD    |            | 0              | 18           | 7  |
| 427  | 5400      | BELLAIRE BLVD    |            | 5              | 11           | 7  |
| 428  | 100       | BEVERLY LN       |            | 0              | 18           | 7  |
| 429  | 4500      | BISSONNET ST     |            | 0              | 18           | 7  |
| 430  | 4500      | BISSONNET ST     |            | 0              | 18           | 7  |
| 431  | 5300      | BISSONNET ST     |            | 0              | 18           | 7  |
| 432  | 4700      | BRAEBURN DR      |            | 12             | 0            | 7  |
| 433  | 5200      | BRAEBURN DR      |            | 7              | 6            | 7  |
| 434  | 800       | CAROL ST         |            | 5              | 11           | 7  |
| 435  | 4600      | CEDAR ST         |            | 0              | 17           | 7  |
| 436  | 4800      | EVERGREEN ST     |            | 0              | 17           | 7  |
| 437  | 5000      | EVERGREEN ST     |            | 0              | 17           | 7  |
| 438  | 4700      | FOURNACE PL      |            | 0              | 18           | 7  |
| 439  | 4700-4800 | FOURNACE PL      |            | 0              | 17           | 7  |
| 440  | 5200      | HOLLY ST         |            | 7              | 6            | 7  |
| 441  | 4700      | JESSAMINE ST     |            | 0              | 18           | 7  |
| 442  | 4300      | JIM WEST ST      |            | 5              | 11           | 7  |
| 443  | 4900      | LINDEN ST        |            | 0              | 17           | 7  |
| 444  | 4900      | LOCUST ST        |            | 0              | 17           | 7  |
| 445  | 4800      | MAPLE ST         |            | 0              | 18           | 7  |
| 446  | 600       | N 1ST ST         |            | 5              | 10           | 7  |
| 447  | 700       | N 1ST ST         |            | 0              | 18           | 7  |
| 448  | 6700      | N AVE B          |            | 0              | 17           | 7  |
| 449  | 5800      | NEWCASTLE ST     |            | 5              | 11           | 7  |
| 450  | 5800      | NEWCASTLE ST     |            | 5              | 10           | 7  |
| 451  | 6700      | NEWCASTLE ST     |            | 5              | 10           | 7  |
| 452  | 7000      | NEWCASTLE ST     |            | 5              | 11           | 7  |
| 453  | 7000      | NEWCASTLE ST     |            | 5              | 10           | 7  |
| 454  | 7300      | NEWCASTLE ST     |            | 5              | 11           | 7  |
| 455  | 7800      | NEWCASTLE ST     |            | 5              | 10           | 7  |
| 456  | 4900      | PINE ST          |            | 0              | 17           | 7  |
| 457  | 5000      | PINE ST          |            | 0              | 17           | 7  |
| 458  | 5200      | PINE ST          |            | 7              | 6            | 7  |
| 459  | 200       | S 1ST ST         |            | 0              | 17           | 7  |
| 460  | 200       | S 3RD ST         |            | 0              | 18           | 7  |
| 461  | 4700      | SUNBURST ST      |            | 0              | 18           | 7  |
| 462  | 4500      | TEAS ST          |            | 5              | 11           | 7  |
| 463  | 1000      | ANDERSON ST      |            | 0              | 14           | 6  |
| 464  | 6900      | AVE B            |            | 0              | 14           | 6  |
| 465  | 7000      | BALDWIN AVE      |            | 0              | 14           | 6  |
| 466  | 4500      | BELLAIRE BLVD    |            | 0              | 16           | 6  |
| 467  | 4500      | BELLAIRE BLVD    |            | 0              | 15           | 6  |
| 468  | 4600      | BELLAIRE BLVD    |            | 0              | 14           | 6  |
| 469  | 4700      | BELLAIRE BLVD    |            | 0              | 16           | 6  |
| 470  | 4800      | BELLAIRE BLVD    |            | 0              | 16           | 6  |
| 471  | 4400      | BISSONNET ST     |            | 0              | 14           | 6  |
| 472  | 4600      | BISSONNET ST     |            | 0              | 16           | 6  |

## Bonds For a Better Bellaire Street Ranking List

| Rank | Street    |                    | Bond Phase | Drainage Score | Paving Score | Cumulative Score<br><i>This is a weighted score of<br/>(drainage x .60)+(paving x<br/>.40)</i> |
|------|-----------|--------------------|------------|----------------|--------------|--|
| 473  | 4600      | BISSONNET ST       |            | 0              | 14           | 6  |
| 474  | 4800      | BISSONNET ST       |            | 0              | 14           | 6  |
| 475  | 500       | BOLIVAR ST         |            | 0              | 14           | 6  |
| 476  | 4400      | CAMELLIA LN        |            | 0              | 14           | 6  |
| 477  | 500       | CHELSEA ST         |            | 0              | 16           | 6  |
| 478  | 5100      | CHESTNUT ST        |            | 0              | 14           | 6  |
| 479  | 6300      | ELM CT             |            | 0              | 16           | 6  |
| 480  | 4500      | EVERGREEN ST       |            | 0              | 16           | 6  |
| 481  | 4900      | EVERGREEN ST       |            | 0              | 14           | 6  |
| 482  | 5700      | EVERGREEN ST       |            | 0              | 14           | 6  |
| 483  | 4900      | FLORENCE ST        |            | 0              | 16           | 6  |
| 484  | 4500      | FOURNACE PL        |            | 0              | 16           | 6  |
| 485  | 4900-5000 | FOURNACE PL        |            | 0              | 16           | 6  |
| 486  | 4400      | GLENMONT DR        |            | 9              | 2            | 6  |
| 487  | 4800      | GLENMONT DR        |            | 0              | 15           | 6  |
| 488  | 5500      | GRAND LAKE ST      |            | 10             | 0            | 6  |
| 489  | 5200      | LAUREL ST          |            | 0              | 14           | 6  |
| 490  | 4900      | LOCUST ST          |            | 0              | 14           | 6  |
| 491  | 5100      | MAPLE ST           |            | 0              | 16           | 6  |
| 492  | 4400      | MILDRED ST         |            | 0              | 16           | 6  |
| 493  | 1000      | MULBERRY LN        |            | 0              | 16           | 6  |
| 494  | 100       | N 3RD ST           |            | 0              | 16           | 6  |
| 495  | 800-900   | N 3RD ST           |            | 0              | 16           | 6  |
| 496  | 6100-6200 | N AVE B            |            | 0              | 15           | 6  |
| 497  | 6500      | N AVE B            |            | 0              | 16           | 6  |
| 498  | 6500      | N AVE B            |            | 0              | 16           | 6  |
| 499  | 6600      | N AVE B            |            | 0              | 14           | 6  |
| 500  | 6600      | N AVE B            |            | 0              | 14           | 6  |
| 501  | 4400      | NANCY              |            | 7              | 5            | 6  |
| 502  | 5500      | NEWCASTLE ST       |            | 5              | 8            | 6  |
| 503  | 6300      | NEWCASTLE ST       |            | 5              | 8            | 6  |
| 504  | 7100      | NEWCASTLE ST       |            | 5              | 8            | 6  |
| 505  | 7100      | NEWCASTLE ST       |            | 5              | 8            | 6  |
| 506  | 1000      | PAULINE ST         |            | 0              | 16           | 6  |
| 507  | 1         | PIN OAK ESTATES DR |            | 0              | 14           | 6  |
| 508  | 5400      | PINE ST            |            | 10             | 0            | 6  |
| 509  | 4400      | VIVIAN ST          |            | 0              | 14           | 6  |
| 510  | 5000      | WEDGEWOOD DR       |            | 0              | 14           | 6  |
| 511  | 8300      | AVE B              |            | 0              | 12           | 5  |
| 512  | 4200      | BELLAIRE BLVD      |            | 0              | 12           | 5  |
| 513  | 4300      | BELLAIRE BLVD      |            | 0              | 13           | 5  |
| 514  | 4400      | BELLAIRE BLVD      |            | 0              | 12           | 5  |
| 515  | 4600      | BELLAIRE BLVD      |            | 0              | 12           | 5  |
| 516  | 4400      | BETTY ST           |            | 0              | 13           | 5  |
| 517  | 4400      | BISSONNET ST       |            | 0              | 13           | 5  |
| 518  | 4900      | BISSONNET ST       |            | 0              | 12           | 5  |
| 519  | 5100      | BISSONNET ST       |            | 0              | 12           | 5  |
| 520  | 100       | CALVI CT           |            | 0              | 13           | 5  |
| 521  | 100       | CHERRYWOOD ST      |            | 0              | 12           | 5  |
| 522  | 5000      | ELM ST             |            | 0              | 12           | 5  |
| 523  | 4900      | EVERGREEN ST       |            | 0              | 13           | 5  |
| 524  | 5100      | EVERGREEN ST       |            | 5              | 6            | 5  |
| 525  | 8300      | FERRIS DR          |            | 0              | 12           | 5  |
| 526  | 4500      | FOURNACE PL        |            | 0              | 12           | 5  |
| 527  | 800       | HOLTON ST          |            | 0              | 12           | 5  |
| 528  | 5100      | JESSAMINE ST       |            | 0              | 12           | 5  |
| 529  | 4600      | LAUREL ST          |            | 0              | 12           | 5  |
| 530  | 4800      | LAUREL ST          |            | 0              | 12           | 5  |
| 531  | 4900      | LAUREL ST          |            | 0              | 12           | 5  |

## Bonds For a Better Bellaire Street Ranking List

| Rank | Street    |               | Bond Phase | Drainage Score | Paving Score | Cumulative Score<br><i>This is a weighted score of<br/>(drainage x .60)+(paving x<br/>.40)</i> |
|------|-----------|---------------|------------|----------------|--------------|--|
| 532  | 4600      | MAPLE ST      |            | 0              | 13           | 5  |
| 533  | 6600      | N 5TH         |            | 0              | 12           | 5  |
| 534  | 5700      | N AVE B       |            | 0              | 13           | 5  |
| 535  | 5900      | N AVE B       |            | 0              | 13           | 5  |
| 536  | 6600      | N AVE B       |            | 0              | 12           | 5  |
| 537  | 6600      | NEWCASTLE ST  |            | 5              | 4            | 5  |
| 538  | 6900      | NEWCASTLE ST  |            | 5              | 5            | 5  |
| 539  | 6900      | NEWCASTLE ST  |            | 5              | 4            | 5  |
| 540  | 7100      | NEWCASTLE ST  |            | 5              | 6            | 5  |
| 541  | 7600      | NEWCASTLE ST  |            | 5              | 6            | 5  |
| 542  | 7900      | NEWCASTLE ST  |            | 5              | 6            | 5  |
| 543  | 8100      | NEWCASTLE ST  |            | 5              | 6            | 5  |
| 544  | 5300      | PINE ST       |            | 7              | 3            | 5  |
| 545  | 300       | S 1ST ST      |            | 0              | 13           | 5  |
| 546  | 400       | S 1ST ST      |            | 0              | 12           | 5  |
| 547  | 600       | S 2ND         |            | 7              | 2            | 5  |
| 548  | 100       | S 3RD ST      |            | 0              | 13           | 5  |
| 549  | 500       | S 5TH         |            | 0              | 12           | 5  |
| 550  | 900       | ANDERSON ST   |            | 5              | 2            | 4  |
| 551  | 7100-7200 | AVE B         |            | 0              | 11           | 4  |
| 552  | 7600      | AVE B         |            | 0              | 10           | 4  |
| 553  | 7700      | AVE B         |            | 0              | 10           | 4  |
| 554  | 4600      | BEECH ST      |            | 0              | 10           | 4  |
| 555  | 100       | BELLAIRE CT   |            | 0              | 10           | 4  |
| 556  | 4700-4800 | BELLVIEW DR   |            | 2              | 7            | 4  |
| 557  | 4600      | CEDAR OAKS LN |            | 5              | 3            | 4  |
| 558  | 5200      | CHESTNUT ST   |            | 0              | 10           | 4  |
| 559  | 4500      | ELM ST        |            | 0              | 10           | 4  |
| 560  | 4900      | ELM ST        |            | 0              | 10           | 4  |
| 561  | 200       | ENGLEWOOD ST  |            | 4              | 3            | 4  |
| 562  | 300       | ENGLEWOOD ST  |            | 0              | 9            | 4  |
| 563  | 4500      | EVERGREEN ST  |            | 0              | 10           | 4  |
| 564  | 5600      | EVERGREEN ST  |            | 0              | 11           | 4  |
| 565  | 7300      | FERRIS DR     |            | 0              | 11           | 4  |
| 566  | 7800      | FERRIS DR     |            | 0              | 10           | 4  |
| 567  | 8100      | FERRIS DR     |            | 0              | 10           | 4  |
| 568  | 0         | FOURNACE PL   |            | 0              | 10           | 4  |
| 569  | 4600      | FOURNACE PL   |            | 0              | 10           | 4  |
| 570  | 4700      | GLENMONT DR   |            | 2              | 8            | 4  |
| 571  | 5200      | JESSAMINE ST  |            | 0              | 9            | 4  |
| 572  | 4400      | LULA ST       |            | 0              | 11           | 4  |
| 573  | 1100      | MULBERRY LN   |            | 0              | 11           | 4  |
| 574  | 800       | N 2ND ST      |            | 0              | 9            | 4  |
| 575  | 200       | N 3RD ST      |            | 0              | 10           | 4  |
| 576  | 5900      | N AVE B       |            | 0              | 10           | 4  |
| 577  | 6000      | N AVE B       |            | 0              | 9            | 4  |
| 578  | 6500      | N AVE B       |            | 0              | 10           | 4  |
| 579  | 6800      | NEWCASTLE ST  |            | 5              | 2            | 4  |
| 580  | 8200      | NEWCASTLE ST  |            | 5              | 2            | 4  |
| 581  | 4400      | PHIL ST       |            | 0              | 11           | 4  |
| 582  | 4500      | PIN OAK LN    |            | 0              | 11           | 4  |
| 583  | 4700      | PINE ST       |            | 2              | 8            | 4  |
| 584  | 700       | S 2ND         |            | 0              | 9            | 4  |
| 585  | 300       | S 2ND ST      |            | 0              | 11           | 4  |
| 586  | 600       | S 5TH         |            | 0              | 10           | 4  |
| 587  | 4900      | WELFORD DR    |            | 2              | 7            | 4  |
| 588  | 900       | WILDWOOD LN   |            | 0              | 10           | 4  |
| 589  | 500       | 2ND           |            | 0              | 8            | 3  |
| 590  | 1100      | ANDERSON ST   |            | 0              | 8            | 3  |

## Bonds For a Better Bellaire Street Ranking List

| Rank | Street    |              | Bond Phase | Drainage Score | Paving Score | Cumulative Score<br><i>This is a weighted score of<br/>(drainage x .60)+(paving x<br/>.40)</i> |
|------|-----------|--------------|------------|----------------|--------------|--|
| 591  | 6800      | AVE B        |            | 0              | 8            | 3  |
| 592  | 7000      | AVE B        |            | 0              | 8            | 3  |
| 593  | 7400      | AVE B        |            | 0              | 8            | 3  |
| 594  | 7000      | BALDWIN AVE  |            | 0              | 8            | 3  |
| 595  | 7000      | BALDWIN AVE  |            | 0              | 8            | 3  |
| 596  | 7100      | BALDWIN AVE  |            | 0              | 8            | 3  |
| 597  | 7300      | BALDWIN AVE  |            | 0              | 8            | 3  |
| 598  | 7400      | BALDWIN AVE  |            | 0              | 8            | 3  |
| 599  | 7500      | BALDWIN AVE  |            | 0              | 8            | 3  |
| 600  | 4600      | BEECH ST     |            | 0              | 7            | 3  |
| 601  | 4900      | CHESTNUT ST  |            | 0              | 8            | 3  |
| 602  | 500       | COLLEGE ST   |            | 0              | 7            | 3  |
| 603  | 100       | DATONIA ST   |            | 0              | 7            | 3  |
| 604  | 4800      | ELM ST       |            | 0              | 8            | 3  |
| 605  | 5800      | EVERGREEN ST |            | 0              | 7            | 3  |
| 606  | 4500      | FOURNACE PL  |            | 0              | 8            | 3  |
| 607  | 4500      | FOURNACE PL  |            | 0              | 8            | 3  |
| 608  | 4900-5000 | HOLT ST      |            | 0              | 7            | 3  |
| 609  | 1200      | HOWARD LN    |            | 0              | 8            | 3  |
| 610  | 4300      | LAMONT CIR   |            | 0              | 7            | 3  |
| 611  | 5200      | LINDEN ST    |            | 0              | 7            | 3  |
| 612  | 4600      | LOCUST ST    |            | 5              | 0            | 3  |
| 613  | 8300      | MAPLE CT     |            | 0              | 8            | 3  |
| 614  | 5200      | MAPLE ST     |            | 2              | 5            | 3  |
| 615  | 900       | MULBERRY LN  |            | 5              | 1            | 3  |
| 616  | 900       | MULBERRY LN  |            | 5              | 0            | 3  |
| 617  | 900       | MULBERRY LN  |            | 5              | 0            | 3  |
| 618  | 500       | N 2ND ST     |            | 0              | 7            | 3  |
| 619  | 6400      | N 5TH        |            | 2              | 4            | 3  |
| 620  | 6500      | N 5TH        |            | 0              | 8            | 3  |
| 621  | 1100      | SHEFFIELD ST |            | 0              | 7            | 3  |
| 622  | 4900      | WILLOW ST    |            | 0              | 7            | 3  |
| 623  | 5500      | ASPEN ST     |            | 0              | 4            | 2  |
| 624  | 7800      | AVE B        |            | 0              | 5            | 2  |
| 625  | 7900      | AVE B        |            | 0              | 6            | 2  |
| 626  | 8000      | AVE B        |            | 0              | 4            | 2  |
| 627  | 8100      | AVE B        |            | 0              | 6            | 2  |
| 628  | 8200      | AVE B        |            | 0              | 4            | 2  |
| 629  | 6900      | BALDWIN AVE  |            | 0              | 6            | 2  |
| 630  | 7100      | BALDWIN AVE  |            | 0              | 6            | 2  |
| 631  | 7100      | BALDWIN AVE  |            | 0              | 4            | 2  |
| 632  | 7100      | BALDWIN AVE  |            | 0              | 6            | 2  |
| 633  | 7200      | BALDWIN AVE  |            | 0              | 6            | 2  |
| 634  | 7700      | BALDWIN AVE  |            | 0              | 6            | 2  |
| 635  | 7900      | BALDWIN AVE  |            | 0              | 6            | 2  |
| 636  | 4600-4700 | BISSENET ST  |            | 0              | 6            | 2  |
| 637  | 4600      | BRAEBURN DR  |            | 0              | 6            | 2  |
| 638  | 4900      | ELM ST       |            | 0              | 6            | 2  |
| 639  | 400       | ENGLEWOOD ST |            | 0              | 4            | 2  |
| 640  | 5600      | EVERGREEN ST |            | 0              | 4            | 2  |
| 641  | 7200      | FERRIS DR    |            | 0              | 6            | 2  |
| 642  | 7400      | FERRIS DR    |            | 0              | 4            | 2  |
| 643  | 7600      | FERRIS DR    |            | 0              | 6            | 2  |
| 644  | 7700      | FERRIS DR    |            | 0              | 6            | 2  |
| 645  | 7900      | FERRIS DR    |            | 0              | 6            | 2  |
| 646  | 8000      | FERRIS DR    |            | 0              | 4            | 2  |
| 647  | 8200      | FERRIS DR    |            | 0              | 6            | 2  |
| 648  | 4800      | FLORENCE ST  |            | 0              | 6            | 2  |
| 649  | 4600      | FOURNACE PL  |            | 0              | 6            | 2  |

## Bonds For a Better Bellaire Street Ranking List

| Rank | Street    |                | Bond Phase | Drainage Score | Paving Score | Cumulative Score<br><i>This is a weighted score of<br/>(drainage x .60)+(paving x<br/>.40)</i> |
|------|-----------|----------------|------------|----------------|--------------|--|
| 650  | 5100      | HUISACHE ST    |            | 0              | 5            | 2  |
| 651  | 4800      | JESSAMINE ST   |            | 0              | 6            | 2  |
| 652  | 5000      | JESSAMINE ST   |            | 0              | 4            | 2  |
| 653  | 6600      | N 5TH          |            | 0              | 6            | 2  |
| 654  | 6600      | N AVE B        |            | 0              | 6            | 2  |
| 655  | 4500      | OAKDALE ST     |            | 0              | 5            | 2  |
| 656  | 4400      | OLEANDER ST    |            | 0              | 6            | 2  |
| 657  | 4500      | OLEANDER ST    |            | 0              | 4            | 2  |
| 658  | 4500      | OLEANDER ST    |            | 0              | 4            | 2  |
| 659  | 4900      | PALMETTO ST    |            | 0              | 4            | 2  |
| 660  | 4800      | PINE ST        |            | 0              | 4            | 2  |
| 661  | 4800      | PINE ST        |            | 0              | 4            | 2  |
| 662  | 5100      | POCAHONTAS ST  |            | 0              | 4            | 2  |
| 663  | 5200      | POCAHONTAS ST  |            | 0              | 5            | 2  |
| 664  | 5300      | POCAHONTAS ST  |            | 0              | 6            | 2  |
| 665  | 500       | S 2ND          |            | 0              | 4            | 2  |
| 666  | 500       | S 2ND          |            | 2              | 3            | 2  |
| 667  | 700       | S 5TH          |            | 0              | 6            | 2  |
| 668  | 700       | S ATWELL DR    |            | 0              | 6            | 2  |
| 669  | 4500      | WEDGEWOOD DR   |            | 0              | 6            | 2  |
| 670  | 500       | WILMINGTON DR  |            | 0              | 5            | 2  |
| 671  | 500       | 2ND            |            | 0              | 2            | 1  |
| 672  | 4400      | ACACIA ST      |            | 0              | 2            | 1  |
| 673  | 7600      | ALDER DR       |            | 0              | 2            | 1  |
| 674  | 7700      | ALDER DR       |            | 0              | 2            | 1  |
| 675  | 7800      | ALDER DR       |            | 0              | 2            | 1  |
| 676  | 7900      | ALDER DR       |            | 0              | 2            | 1  |
| 677  | 8000      | ALDER DR       |            | 0              | 2            | 1  |
| 678  | 1100      | ANDERSON ST    |            | 0              | 2            | 1  |
| 679  | 7300      | AVE B          |            | 0              | 2            | 1  |
| 680  | 7500      | AVE B          |            | 0              | 3            | 1  |
| 681  | 7600      | BALDWIN AVE    |            | 0              | 2            | 1  |
| 682  | 8100      | BALDWIN AVE    |            | 0              | 2            | 1  |
| 683  | 8200      | BALDWIN AVE    |            | 0              | 2            | 1  |
| 684  | 8300      | BALDWIN AVE    |            | 0              | 2            | 1  |
| 685  | 5200      | BEECH ST       |            | 0              | 3            | 1  |
| 686  | 4900      | BELLVIEW DR    |            | 0              | 2            | 1  |
| 687  | 4900      | BRAEBURN DR    |            | 0              | 2            | 1  |
| 688  | 5300      | BRAEBURN DR    |            | 2              | 0            | 1  |
| 689  | 7200      | FERRIS DR      |            | 0              | 2            | 1  |
| 690  | 4900      | JESSAMINE ST   |            | 0              | 2            | 1  |
| 691  | 4900      | JESSAMINE ST   |            | 0              | 2            | 1  |
| 692  | 5300      | JESSAMINE ST   |            | 0              | 3            | 1  |
| 693  | 5500      | LITTLE LAKE ST |            | 0              | 3            | 1  |
| 694  | 4500      | MAYFAIR ST     |            | 0              | 2            | 1  |
| 695  | 4800      | MAYFAIR ST     |            | 0              | 2            | 1  |
| 696  | 100       | MC TIGHE DR    |            | 0              | 3            | 1  |
| 697  | 600       | N 2ND ST       |            | 0              | 2            | 1  |
| 698  | 5400      | POCAHONTAS ST  |            | 0              | 3            | 1  |
| 699  | 5300      | VALERIE ST     |            | 2              | 0            | 1  |
| 700  | 7300-7400 | ALDER DR       |            |                |              | 0  |
| 701  | 7500      | ALDER DR       |            |                |              | 0  |
| 702  | 7800      | BALDWIN AVE    |            | 0              | 0            | 0  |
| 703  | 8000      | BALDWIN AVE    |            | 0              | 0            | 0  |
| 704  | 0         | BELLAIRE BLVD  |            | 0              | 0            | 0  |
| 705  | 4600      | BELLAIRE BLVD  |            | 0              | 1            | 0  |
| 706  | 4800      | BRAEBURN DR    |            | 0              | 0            | 0  |
| 707  | 4800      | BRAEBURN DR    |            | 0              | 0            | 0  |
| 708  | 4900      | BRAEBURN DR    |            | 0              | 0            | 0  |

## Bonds For a Better Bellaire Street Ranking List

| Rank | Street    |                 | Bond Phase | Drainage Score | Paving Score | Cumulative Score<br><i>This is a weighted score of<br/>(drainage x .60)+(paving x<br/>.40)</i> |
|------|-----------|-----------------|------------|----------------|--------------|--|
| 709  | 4900      | BRAEBURN DR     |            | 0              | 0            | 0  |
| 710  | 5000      | BRAEBURN DR     |            | 0              | 0            | 0  |
| 711  | 8200      | CHIMNEY ROCK RD |            |                |              | 0  |
| 712  | 6700      | CHIMNEY ROCK RD |            |                |              | 0  |
| 713  | 6800      | CHIMNEY ROCK RD |            |                |              | 0  |
| 714  | 500       | COLLEGE ST      |            | 0              | 0            | 0  |
| 715  | 500       | COLLEGE ST      |            | 0              | 0            | 0  |
| 716  | 4600      | EVERGREEN ST    |            | 0              | 0            | 0  |
| 717  | 5400      | EVERGREEN ST    |            |                |              | 0  |
| 718  | 5400      | EVERGREEN ST    |            |                |              | 0  |
| 719  | 5500      | EVERGREEN ST    |            |                |              | 0  |
| 720  | 5500      | EVERGREEN ST    |            |                |              | 0  |
| 721  | 5500      | EVERGREEN ST    |            |                |              | 0  |
| 722  | 5500      | EVERGREEN ST    |            |                |              | 0  |
| 723  | 5500      | EVERGREEN ST    |            |                |              | 0  |
| 724  | 100       | FERNDAL ST      |            | 0              | 0            | 0  |
| 725  | 4400      | GLENMONT DR     |            | 0              | 0            | 0  |
| 726  | 1000      | HOWARD LN       |            | 0              | 0            | 0  |
| 727  | 5200      | HUISACHE ST     |            | 0              | 0            | 0  |
| 728  | 5500      | HUISACHE ST     |            | 0              | 1            | 0  |
| 729  | 4800      | JESSAMINE ST    |            | 0              | 0            | 0  |
| 730  | 4900      | JESSAMINE ST    |            | 0              | 0            | 0  |
| 731  | 4500      | LOCUST ST       |            | 0              | 0            | 0  |
| 732  | 5300      | MAPLE ST        |            |                |              | 0  |
| 733  | 5400      | MAPLE ST        |            |                |              | 0  |
| 734  | 7000-7100 | MAPLERIDGE ST   |            |                |              | 0  |
| 735  | 7200      | MAPLERIDGE ST   |            |                |              | 0  |
| 736  | 7300      | MAPLERIDGE ST   |            |                |              | 0  |
| 737  | 7400      | MAPLERIDGE ST   |            |                |              | 0  |
| 738  | 7500      | MAPLERIDGE ST   |            |                |              | 0  |
| 739  | 4800      | MAYFAIR ST      |            | 0              | 0            | 0  |
| 740  | 5200      | MIMOSA DR       |            | 0              | 1            | 0  |
| 741  | 100       | N 2ND ST        |            | 0              | 0            | 0  |
| 742  | 200       | N 2ND ST        |            | 0              | 0            | 0  |
| 743  | 300       | N 2ND ST        |            | 0              | 0            | 0  |
| 744  | 400       | N 2ND ST        |            | 0              | 0            | 0  |
| 745  | 4400      | NANCY           |            | 0              | 0            | 0  |
| 746  | 4800      | PALM ST         |            | 0              | 1            | 0  |
| 747  | 5000      | PALMETTO ST     |            | 0              | 1            | 0  |
| 748  | 4700      | PINE ST         |            | 0              | 0            | 0  |
| 749  | 4700      | PINE ST         |            | 0              | 0            | 0  |
| 750  | 7400      | RENWICK DR      |            |                |              | 0  |
| 751  | 7500      | RENWICK DR      |            |                |              | 0  |
| 752  | 7500-7600 | RENWICK DR      |            |                |              | 0  |
| 753  | 7700      | RENWICK DR      |            |                |              | 0  |
| 754  | 7800      | RENWICK DR      |            |                |              | 0  |
| 755  | 7900      | RENWICK DR      |            |                |              | 0  |
| 756  | 8000      | RENWICK DR      |            |                |              | 0  |
| 757  | 800       | S 2ND           |            | 0              | 0            | 0  |
| 758  | 5700      | S RICE AVE      |            |                |              | 0  |
| 759  | 5800      | S RICE AVE      |            |                |              | 0  |
| 760  | 5900      | S RICE AVE      |            |                |              | 0  |
| 761  | 6000      | S RICE AVE      |            |                |              | 0  |
| 762  | 6000      | S RICE AVE      |            |                |              | 0  |
| 763  | 6100-6200 | S RICE AVE      |            |                |              | 0  |
| 764  | 5600      | WHITEHAVEN ST   |            | 0              | 0            | 0  |

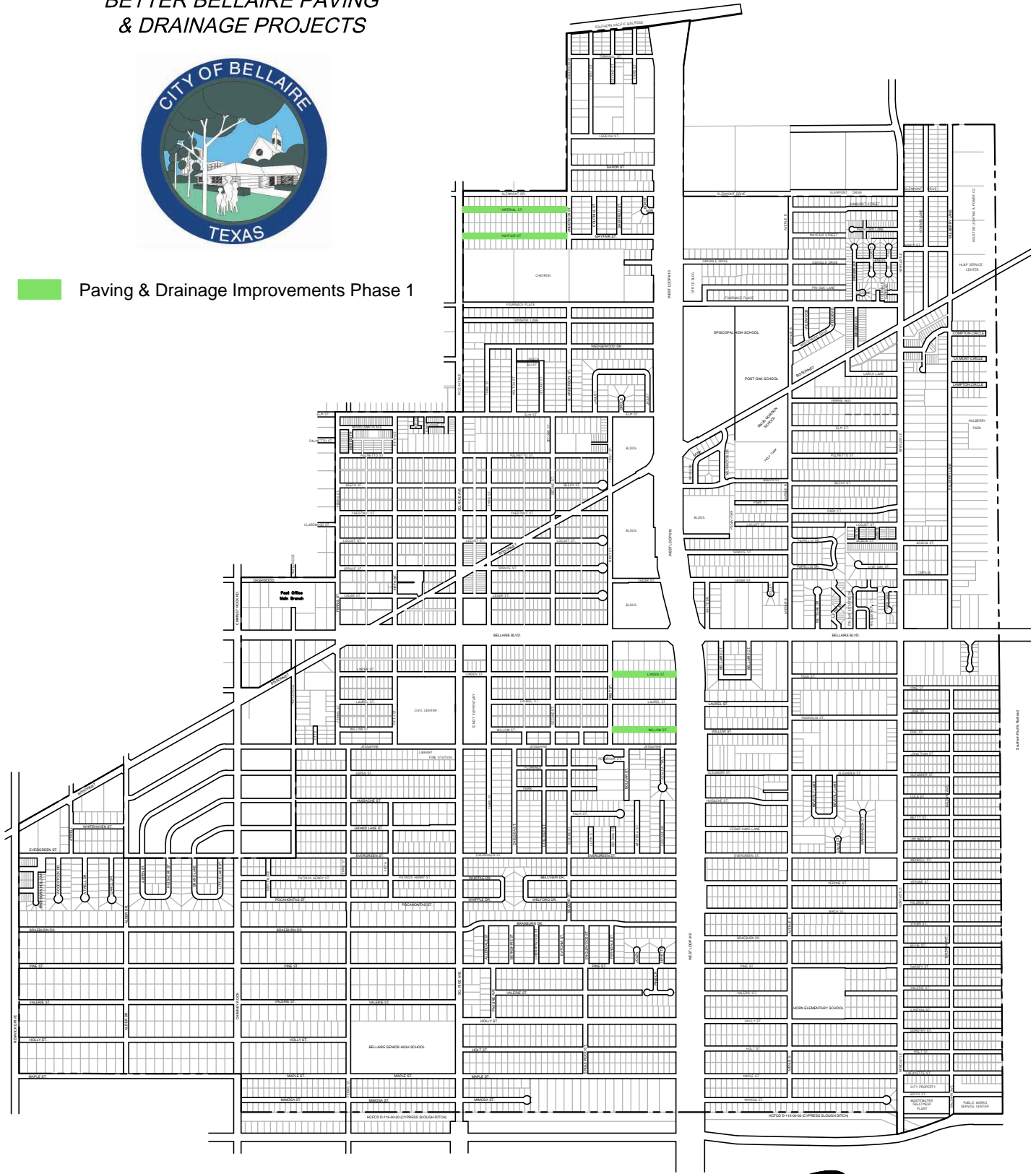
Attachment: Project Selection Report (2093 : Present Bonds for Better Bellaire 2016 Project Selection)



**PROJECT GROUP B  
BETTER BELLAIRE PAVING  
& DRAINAGE PROJECTS**



Paving & Drainage Improvements Phase 1



7322 Southwest Freeway, Suite 1040 • Houston, Texas 77074  
(713) 400-2755 • [www.arkkengineers.com](http://www.arkkengineers.com) • TX PE Firm No. 13872

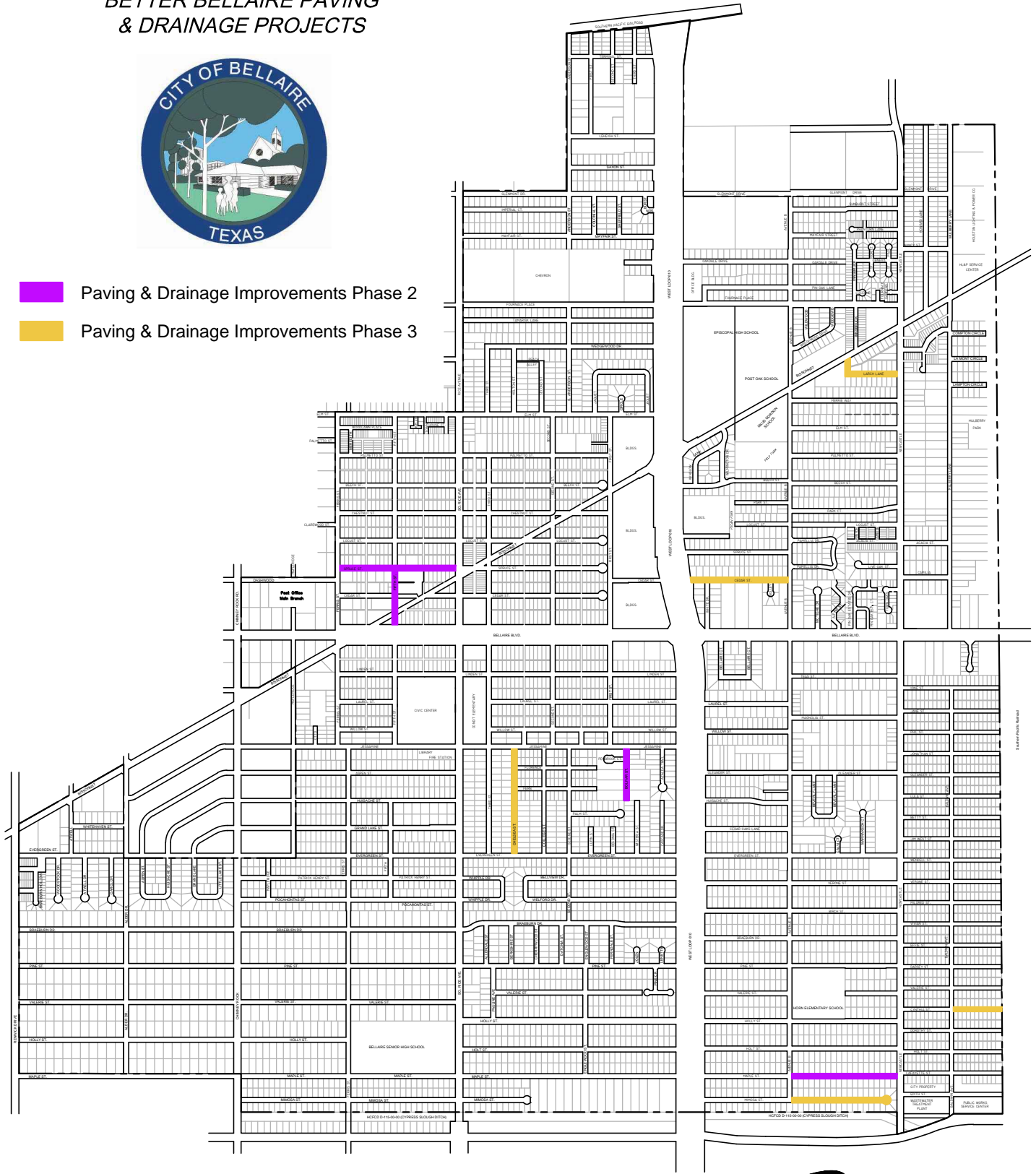
FEBRUARY 2017

Attachment: Project Selection Report (2093 : Present Bonds for Better Bellaire 2016 Project Selection)

**PROJECT GROUP C**  
**BETTER BELLAIRE PAVING**  
**& DRAINAGE PROJECTS**



- Paving & Drainage Improvements Phase 2
- Paving & Drainage Improvements Phase 3



7322 Southwest Freeway, Suite 1040 • Houston, Texas 77074  
 (713) 400-2755 • [www.arkkengineers.com](http://www.arkkengineers.com) • TX PE Firm No. 13872

FEBRUARY 2017



| PHASE 1 SIDEWALK IMPROVEMENTS |             |                         |                       |
|-------------------------------|-------------|-------------------------|-----------------------|
| BlockNo                       | Street      | Length of Sidewalk Gaps | Price to Fill in Gaps |
|                               |             | LF                      | (\$95/LF)             |
| 4700                          | BRAEBURN DR | 750                     | \$ 71,250.00          |
| 4800                          | BRAEBURN DR | 330                     | \$ 31,350.00          |
| 4900                          | BRAEBURN DR | 360                     | \$ 34,200.00          |
| 5000                          | BRAEBURN DR | 540                     | \$ 51,300.00          |
| 4500                          | HOLLY ST    | 640                     | \$ 60,800.00          |
| 4600                          | HOLLY ST    | 80                      | \$ 7,600.00           |
| 4600                          | LAUREL ST   | 800                     | \$ 76,000.00          |
| 4600                          | OLEANDER ST | 750                     | \$ 71,250.00          |
| 1000                          | PAULINE AVE | 600                     | \$ 57,000.00          |
| 5000                          | PINE ST     | 200                     | \$ 19,000.00          |
| 5100                          | PINE ST     | 1,020                   | \$ 96,900.00          |
| 5300                          | PINE ST     | 960                     | \$ 91,200.00          |
| 4500                          | TEAS ST     | 1,050                   | \$ 99,750.00          |
| 4800                          | VALERIE ST  | 490                     | \$ 46,550.00          |
| 4900                          | VALERIE ST  | 510                     | \$ 48,450.00          |
| 4500                          | VERONE ST   | 1,110                   | \$ 105,450.00         |
|                               |             | <b>10,190</b>           | <b>\$ 968,050.00</b>  |



# CITY OF BELLAIRE TEXAS

## MAYOR AND COUNCIL

JANUARY 9, 2017

Council Chamber and Council Conference Room  
5:30 PM

Regular Session

7008 S. RICE AVENUE  
BELLAIRE, TX 77401

### REGULAR SESSION - 5:30 P.M.

#### A. Call to Order - Andrew S. Friedberg, Mayor.

**Andrew S. Friedberg, Mayor**, called the Regular Session of the City Council of the City of Bellaire, Texas, to order at 5:30 p.m. on Monday, January 9, 2017. The Regular Session was held in the Council Chamber First Floor of City Hall, 7008 South Rice Avenue, Bellaire, Texas 77401-4411.

#### B. Announcement of a Quorum - Andrew S. Friedberg, Mayor.

**Mayor Friedberg** announced that a quorum of the members of City Council was present as set forth in the table below.

| Name                | Title          | Status  |
|---------------------|----------------|---------|
| Andrew S. Friedberg | Mayor          | Present |
| Roman F. Reed       | Mayor Pro Tem  | Absent* |
| Trisha S. Pollard   | Council Member | Present |
| Gus E. Pappas       | Council Member | Absent* |
| Pat B. McLaughlan   | Council Member | Present |
| Michael Fife        | Council Member | Absent  |
| David R. Montague   | Council Member | Present |

Other officials present were Paul A. Hofmann, City Manager, and Tracy L. Dutton, City Clerk.

**Mayor Friedberg** advised that City Council would conduct a board interview in the Council Conference Room, which was located directly behind the Council Chamber, First Floor of City Hall, Bellaire, Texas 77401-4411, at 5:31 p.m. on Monday, January 9, 2017. He advised further that the board interview was open to the public and invited those present to join the City Council in the Council Conference Room.

\*Roman F. Reed, Mayor Pro Tem, and Gus E. Pappas, Council Member, arrived shortly after the board interview had been concluded at approximately 5:50 p.m.

#### C. Board and Commission Interview (Council Conference Room):

Interview, discussion, and evaluation of an applicant interested in filling a vacancy on the Cultural Arts Board of the City of Bellaire, Texas - Submitted by Tracy L. Dutton, City Clerk.

Members of City Council conducted an interview of applicant Susan Downs regarding her application to fill a vacancy on the Cultural Arts Board of the City of

Minutes Acceptance: Minutes of Jan 9, 2017 5:30 PM (Adoption of Minutes:)

Bellaire, Texas.

At the conclusion of the interview, City Council recessed briefly before reconvening at 6:01 p.m. on Monday, January 9, 2017, in the Council Chamber.

**D. Inspirational Reading and/or Invocation - David R. Montague, Council Member.**

**David R. Montague, Council Member**, provided the inspirational reading for the evening.

**E. Pledges of Allegiance - David R. Montague, Council Member.**

**Council Member Montague** led the members of City Council and the audience in the U.S. Pledge of Allegiance and the Pledge to the Texas Flag.

**F. Recognition of Proclamation - Andrew S. Friedberg, Mayor.**

Issuance of a proclamation by Mayor Andrew S. Friedberg proclaiming January 9, 2017, as "Jared, Justin and Lexi Clark Day" in the City of Bellaire, Texas, in recognition of their notable achievements and in support of their cause to help find a cure for Giant Axonal Neuropathy (GAN).

**Mayor Friedberg** announced that he had a very special proclamation presentation this evening. He noted that many neighbors throughout the City of Bellaire were aware of the Clark family and their tireless mission through their nonprofit, Justin's TRIumph Over GAN, to help find a cure for Giant Axonal Neuropathy (GAN), a rare, fatal genetic disorder with only 72 patients currently diagnosed worldwide, of whom two are Justin and Lexi Clark.

Mayor Friedberg advised that he had recently read an article about the Clark family and was so moved that he had invited them to the City Council meeting this evening in order to present a proclamation to them proclaiming **January 9, 2017, as "Jared, Justin and Lexi Clark Day" in the City of Bellaire** in recognition of their notable achievements and in support of their most worthy cause.

At the conclusion of his reading, Mayor Friedberg presented the proclamation to the Clark family.

**I. PUBLIC HEARING (PROPOSED AMENDMENTS TO THE R-MF ZONING DISTRICT)**

[NOTE: THE OFFICIAL NOTICE OF THE PUBLIC HEARING SPECIFIES A START TIME NO EARLIER THAN 6:00 P.M.]

**A. Reading of the Notice of Public Hearing - Tracy L. Dutton, City Clerk.**

**Tracy L. Dutton, City Clerk**, read the "Notice of Public Hearing" into the record. City Clerk Dutton advised that the notice was published on the City's official bulletin board and website on January 12, 2017, and in the legal notices section of the Southwest News on January 13, 2017. Notices were also mailed to property owners of record and residents within 500 feet of the Residential Multi-Family Zoning District.

Before continuing to the next agenda item, **Mayor Friedberg** announced that the City Clerk had published and mailed the notices a week early so as to avoid the notice getting caught in the holiday commotions.

**B. Summary of Public Hearing Procedure - Paul A. Hofmann, City Manager.**

**Paul A. Hofmann, City Manager**, summarized the public hearing procedure for the evening.

**C. Presentation:**

Public Hearing on proposed amendments to the Code of Ordinances, Chapter 24, Planning and Zoning, Sec. 24-535, R-MF Residential-Multifamily District, and related sections, including Sec. 24-513 Landscaping, Screening and Buffering; and Sec. 24-513a, Design Standards in Commercial and Mixed-Use Districts; to ensure that future redevelopments are compatible with existing commercial regulations, and to establish improved buffering of existing adjacent single-family residential districts - Submitted by John McDonald, Director of Development Services.

**John McDonald, Director of Development Services**, presented a recommendation from the Planning and Zoning Commission of the City of Bellaire, Texas, to members of City Council regarding proposed amendments to three sections within Chapter 24, Planning and Zoning, of the Code of Ordinances of the City of Bellaire, Texas, related to development in the Residential Multi-Family (R-MF) Zoning District.

Director McDonald advised that two goals were predominantly addressed in the recommendation to enhance the design standards for any future development in the residential multi-family zoning district to an equal level of compatibility with neighboring commercial development in the Corridor Mixed-Use (CMU) Zoning District (CMU) along Bissonnet Street, as well as to establish rules better protecting the existing single-family residences adjacent to the R-MF Zoning District.

Director McDonald advised further that there was only one area of Bellaire that was zoned R-MF. That area was noted to be the Pont Alba Apartments located at the corner of Mulberry Lane and Bissonnet Street (on the northeast side of town). He stated that there was no specific plan to redevelop the site. Director McDonald also stated that the same regulations that currently affected the CMU Zoning District were proposed to be added to the RM-F Zoning District.

**D. Public Comment.**

**Mayor Friedberg** recognized speakers who had completed a sign-up sheet prior to the commencement of the public hearing. It was noted that each speaker had a time limit of five (5) minutes, with notice after four (4) minutes that one (1) minute was left.

**Richard Franke:**

Mr. Franke addressed City Council and indicated that his concern was related to parking associated with a new development, such as a five-story apartment complex, in the R-MF Zoning District. He urged City Council to ensure that there would be no risk of overflow parking and no adverse impact from such a development on the adjoining neighborhoods.

**Cody Moore:**

Mr. Moore advised that many of his concerns had been alleviated or tabled until the required public hearing for a specific project. He indicated that he lived on the street



that immediately backed up to the Pont Alba Apartments and stated that the apartment complex was a quiet, well-kept community.

Mr. Moore referred to a potential flooding problem on his street and advised that each time there was a serious storm, water reached the front of residents' porches. One resident had gotten water in his home. Mr. Moore encouraged City Council to make sure there was a thorough expectation of what the drainage would look like around a new development, if and when it happened.

**Mike Manning:**

From the audience, Mr. Manning referenced drainage issues as a concern and noted that the concern had been adequately addressed by a prior speaker.

**Lynn McBee:**

Ms. McBee advised that she had attended many of the Bellaire Planning and Zoning Commission ("Commission") meetings, noting that the Commission had paid a great deal of attention to ensure that the regulations were protective. She indicated that she did not have any real problem with most of the changes and congratulated the Commission and Director McDonald for recommending under-building parking, which greatly reduced on-street parking.

Ms. McBee referenced the need for senior living and housing for single residents starting out on their own, noting her encouragement for those types of developments.

In closing, Ms. McBee stated that she felt that the recommended setbacks were too minimal to be accommodated by a reduced impact from the height plane. She felt the setbacks ought to provide green space and should be increased from ten feet to fifteen feet in the front. She also encouraged a reduction in lot coverage and regulations for storm water detention.

**Leon Caruthers:**

Mr. Caruthers addressed City Council and expressed concerns regarding traffic and drainage. He indicated that if a multi-unit structure were to be developed in the R-MF Zoning District, there would likely be one to two cars associated with each unit. Additionally, an increase in lot coverage could cause additional drainage problems.

**Beth Soletsky:**

Ms. Soletsky thanked City Council for her new street, noting that she no longer had standing water in front of her home for the first time in ten years. She expressed concern with possible drainage issues resulting from the proposed 75% lot coverage recommendation for new developments in the R-MF Zoning District. She also indicated that she did not understand why a multi-family property could cover more of a lot than a single-family property.

**Mayor Friedberg**, after hearing no further requests to provide public comment to City Council, moved to the next item on the agenda.

**E. Questions from the Mayor and City Council.**

**Mayor Friedberg** opened the floor for questions from the City Council. Following questions of Director McDonald regarding proposed amendments to the R-MF Zoning



District, Mayor Friedberg expressed his appreciation to the speakers that attended the public hearing.

#### **F. Close of Public Hearing.**

**Mayor Friedberg** announced the conclusion of the public hearing before City Council at 6:57 p.m. on Monday, January 9, 2017. He indicated that oral comments would no longer be received. Written comments could be submitted to the City Council in care of the City Clerk until final deliberation on the matter. It was anticipated that final deliberation would occur on Monday, January 23, 2017, and that written comments should be submitted by noon on Thursday, January 19, 2017, in order to be included in the record.

#### **G. Adjourn.**

**Mayor Friedberg** announced that the public hearing before City Council was adjourned at 6:58 p.m. on Monday, January 9, 2017.

## **II. REGULAR MEETING**

#### **A. Call to Order - Andrew S. Friedberg, Mayor.**

**Mayor Friedberg** called the Regular Meeting of the City Council of the City of Bellaire, Texas, to order at 6:58 p.m. on Monday, January 9, 2017.

#### **B. Announcement of a Quorum - Andrew S. Friedberg, Mayor.**

**Mayor Friedberg** announced that a quorum of the members of City Council was present as set forth in the table below.

| <b>Name</b>         | <b>Title</b>   | <b>Status</b> |
|---------------------|----------------|---------------|
| Andrew S. Friedberg | Mayor          | Present       |
| Roman F. Reed       | Mayor Pro Tem  | Present       |
| Trisha S. Pollard   | Council Member | Present       |
| Gus E. Pappas       | Council Member | Present       |
| Pat B. McLaughlan   | Council Member | Present       |
| Michael Fife        | Council Member | Absent        |
| David R. Montague   | Council Member | Present       |

Other officials present were Paul A. Hofmann, City Manager; Alan P. Petrov, City Attorney; and Tracy L. Dutton, City Clerk.

#### **C. Personal/Audience Comments.**

##### **James A. Rowe:**

Mr. Rowe addressed City Council as follow up on a City Council meeting he attended before the new year. He indicated that he had three questions that he was seeking answers to as follows:

1. What were the findings regarding the certificate of occupancy and building procedure?

2. Who was responsible for writing protocol when a builder held a certificate of occupancy from a homeowner?
3. Why could a new home be sold without a certificate of occupancy?

Mr. Rowe advised that he felt there should be some accountability and a protocol for the protection of homeowners. He urged City Council to consider developing a protocol if one did not already exist.

**Mayor Friedberg** advised that the current order of business did not contemplate a back and forth dialogue and suggested that staff might be able to address or comment on the questions Mr. Rowe had raised during the City Manager's Report.

**Written Comment:**

**Mayor Friedberg** indicated that City Council had received one written comment from **Dean Hunt**. The Mayor advised that Mr. Hunt's comments related to the agenda item regarding a proposed curfew for Evelyn's Park. Mr. Hunt noted that Evelyn's Park was unlike any other Bellaire city park in that it had a restaurant venue with alcohol service. Mr. Hunt stated that the proposed ordinance for the curfew at Evelyn's Park was inadequate and inappropriate, and suggested that a responsible curfew for the park would be something at least as restrictive as the curfew for the construction activities. Mr. Hunt also provided a copy of the quiet hours ordinance from the City of West University Place.

Mayor Friedberg advised that a complete copy of the written comment had already been distributed to members of City Council for their consideration and was included in the official record of the evening's meeting.

**D. Reports:**

1. City Manager's Report regarding communication, field and personnel updates, calendar reminders, and notes of appreciation - Submitted by Paul A. Hofmann, City Manager.

**Paul A. Hofmann, City Manager**, presented the City Manager's Report dated January 9, 2017, to members of City Council.

At the conclusion of the City Manager's Report, **Mayor Friedberg** opened the floor for questions from City Council. Following questions, Mayor Friedberg announced that the City Manager's Report was concluded and continued to the next report on the agenda.

2. Monthly Financial Report for the Period Ending November 30, 2016 - Submitted by Terrence Beaman, Chief Financial Officer.

**Terrence Beaman, Chief Financial Officer**, presented the Monthly Financial Report for the City of Bellaire, Texas, for the period ended November 30, 2016, to members of City Council.

At the conclusion of the presentation, **Mayor Friedberg** opened the floor for questions from City Council. Following questions, Mayor Friedberg advised that the Monthly Financial Report was concluded and moved to the next item on the agenda, the Consent Agenda.

**E. New Business:****1. Consent Agenda:****a. Approval of Minutes:**

Consideration of and possible action on the adoption of the minutes of the Regular Session of the City Council of the City of Bellaire, Texas, held on Monday, December 5, 2016 - Submitted by Tracy L. Dutton, City Clerk.

Mayor and Council - Regular Session - Dec 5, 2016 6:30 PM

**b. Purchase of Shade Shelters:**

Consideration of and possible action on a recommendation from the Parks, Recreation and Facilities Department to purchase Shade Shelters for Loftin and Lafayette Parks from Shade Structure, Inc., in an amount not exceed \$54,314.68, through the utilization of the Local Government Purchasing Cooperative program (Buy Board) and on the adoption of an ordinance of the City Council of the City of Bellaire, Texas, authorizing the Mayor of the City of Bellaire, Texas, to execute and attest, respectively, for and on behalf of the City of Bellaire, Texas, a proposal/agreement, for said project in an amount not to exceed \$54,314.68 - Submitted by Karl Miller, Director of Parks, Recreation and Facilities.

**Mayor Friedberg** read the captions of the agenda items included in the Consent Agenda dated January 9, 2017, and asked if any member of City Council wished to remove either item for separate consideration. Noting no such requests, Mayor Friedberg called for a motion to adopt the Consent Agenda as presented.

**Motion:**

**To adopt the Consent Agenda dated January 9, 2017, as presented.**

**{Moved by Roman F. Reed, Mayor Pro Tem, and seconded by Trisha S. Pollard, Council Member}**

|                  |  |
|------------------|--|
| <b>RESULT:</b>   | <b>ADOPTED [UNANIMOUS]</b>                             |
| <b>MOVER:</b>    | Roman F. Reed, Mayor Pro Tem                           |
| <b>SECONDER:</b> | Trisha S. Pollard, Council Member                      |
| <b>AYES:</b>     | Friedberg, Reed, Pollard, Pappas, McLaughlan, Montague |
| <b>NAYS:</b>     | None   |
| <b>ABSENT:</b>   | Fife   |

**2. Adoption of Ordinance(s)/Resolution(s):**

Minutes Acceptance: Minutes of Jan 9, 2017 5:30 PM (Adoption of Minutes:)

- a. Consideration of and possible action on the adoption of an ordinance of the City Council of the City of Bellaire, Texas, authorizing the Mayor and City Clerk of the City of Bellaire, Texas, to execute and attest, respectively, for and on behalf of the City of Bellaire, Texas (City), a Facility Use Agreement between the City and Bellaire United Methodist Church for the purpose of providing space for the operation of the Bellaire L.I.F.E. program - Submitted by Karl Miller, Director of Parks, Recreation and Facilities

**Karl Miller, Director of Parks, Recreation and Facilities**, provided an overview of the agenda item and indicated that if approved, the City of Bellaire would enter into an agreement with the Bellaire United Methodist Church to utilize their facility to host the Bellaire L.I.F.E. program during the construction of the municipal facilities project at a cost of \$1,350.00 per month. The anticipated move-in date was during the first week of April, with a rental term of approximately 12-14 months. Director Miller indicated that the rental cost included all utilities. The City would be responsible for providing janitorial services, telephones, office supplies, and computers.

**Mayor Friedberg** called for a motion to adopt the ordinance authorizing the execution and attestation of the facility use agreement.

**Motion:**

**To adopt the ordinance authorizing execution and attestation of the facility use agreement.**

**{Moved by Trisha S. Pollard, Council Member, and seconded by Roman F. Reed, Mayor Pro Tem}**

**Mayor Friedberg** opened the floor for questions from members of City Council, as well as deliberation. Following questions and deliberation, Mayor Friedberg called for action on the motion.

|                  |  |
|------------------|--|
| <b>RESULT:</b>   | <b>ADOPTED [UNANIMOUS]</b>                             |
| <b>MOVER:</b>    | Trisha S. Pollard, Council Member                      |
| <b>SECONDER:</b> | Roman F. Reed, Mayor Pro Tem                           |
| <b>AYES:</b>     | Friedberg, Reed, Pollard, Pappas, McLaughlan, Montague |
| <b>NAYS:</b>     | None   |
| <b>ABSENT:</b>   | Fife   |

- b. Consideration of and possible action on the adoption of an ordinance of the City Council of the City of Bellaire, Texas, amending Chapter 27, Streets, Sidewalks and Public Places, Article V, by amending Section 27-95, Curfew Imposed, for the purpose of authorizing a curfew to be imposed at Evelyn's Park between the hours of 11:00 p.m. to 5:00 a.m. - Submitted by Karl Miller, Director of Parks, Recreation and Facilities.

**Mayor Friedberg** read the agenda caption and called for a motion to adopt the ordinance as presented amending Section 27-95 of the Code of Ordinances to impose a curfew at Evelyn's Park.

**Motion:**

**To adopt the ordinance as presented amending Section 27-95 of the**

**Code of Ordinances to impose a curfew at Evelyn's Park.**

**{Moved by Pat B. McLaughlan, Council Member, and seconded by Gus E. Pappas, Council Member}**

**Karl Miller, Director of Parks, Recreation and Facilities**, presented an overview of the agenda item recommendation from the Parks, Recreation and Facilities Department to implement a curfew at Evelyn's Park from 11:00 p.m. to 5:00 a.m., which was consistent with other high usage parks with special park amenities, such as Horn, Evergreen, Bellaire Zindler, Mulberry, and Feld Parks. Director Miller advised that the recommendation had been discussed with the Evelyn's Park Conservancy Board ("Board").

Director Miller continued and referenced an action by the City Council in 2015, which authorized the sale and consumption of beer and wine up to 11:00 p.m. in Evelyn's Park. The Board understood that with the passage of the curfew ordinance, the sale and consumption of wine and beer would have to conclude earlier to allow time for the park to be cleared by the 11:00 p.m. curfew. The ordinance did allow for individuals providing city-approved services to be in the park or on the grounds after 11:00 p.m. Examples of such individuals included janitorial service providers and café workers.

**Mayor Friedberg** advised that questions and deliberation were in order, after which an amendment to the motion was offered.

**Amendment (No. 1) to the Motion:**

**To amend the motion to impose a curfew from midnight to 5:00 a.m.**

**{Amendment made by Roman F. Reed, Mayor Pro Tem, and seconded by Pat B. McLaughlan, Council Member}**

Discussion ensued among members of City Council regarding the amendment to the motion. Following the discussion, an amendment to the amendment was offered.

**Amendment to the Amendment:**

**To amend the amendment to impose a curfew from midnight to 5:00 a.m. only on Friday and Saturday nights; otherwise, the curfew imposed would be from 11:00 p.m. to 5:00 a.m.**

**{Amendment to the amendment made by Gus E. Pappas, Council Member, and seconded by Roman F. Reed, Mayor Pro Tem}**

Discussion ensued among members of City Council regarding the amendment to the amendment. At the conclusion of the discussion, **Mayor Friedberg** called for action on the amendment to the amendment.

|                  |  |
|------------------|--|
| <b>RESULT:</b>   | <b>ADOPTED [5 TO 1]</b>                      |
| <b>MOVER:</b>    | Gus E. Pappas, Council Member                |
| <b>SECONDER:</b> | Roman F. Reed, Mayor Pro Tem                 |
| <b>AYES:</b>     | Friedberg, Reed, Pollard, Pappas, McLaughlan |

|                |          |
|----------------|----------|
| <b>NAYS:</b>   | Montague |
| <b>ABSENT:</b> | Fife     |

Procedurally Mayor Friedberg advised that City Council needed to consider the amendment (no. 1), as now amended.

As deliberation, Mayor Friedberg spoke to the amendment, as now amended. He stated that he had voted for the amendment to the amendment as he felt limiting it to Friday and Saturday nights was preferable. However, he was still opposed to the whole idea and so would be voting against the amendment itself, even as amended.

|                  |                                   |
|------------------|-----------------------------------|
| <b>RESULT:</b>   | <b>ADOPTED [4 TO 2]</b>           |
| <b>MOVER:</b>    | Roman F. Reed, Mayor Pro Tem      |
| <b>SECONDER:</b> | Pat B. McLaughlan, Council Member |
| <b>AYES:</b>     | Reed, Pollard, Pappas, McLaughlan |
| <b>NAYS:</b>     | Friedberg, Montague               |
| <b>ABSENT:</b>   | Fife                              |

After determining no further discussion on the motion, as amended, Mayor Friedberg called for action on the motion, as amended, which he restated as follows:

"To adopt the ordinance amending Section 27-95 of the Code of Ordinances to impose a curfew at Evelyn's Park from 11:00 p.m. to 5:00 a.m. on all nights except Friday and Saturday when the curfew would be from midnight to 5:00 a.m."

|                  |                                   |
|------------------|-----------------------------------|
| <b>RESULT:</b>   | <b>ADOPTED [4 TO 2]</b>           |
| <b>MOVER:</b>    | Pat B. McLaughlan, Council Member |
| <b>SECONDER:</b> | Gus E. Pappas, Council Member     |
| <b>AYES:</b>     | Reed, Pollard, Pappas, McLaughlan |
| <b>NAYS:</b>     | Friedberg, Montague               |
| <b>ABSENT:</b>   | Fife                              |

At the conclusion of the agenda item, Mayor Pro Tem Reed departed the meeting.

### 3. Appointments:

#### a. Mayoral Appointments of City Council Liaisons to Bellaire Boards and Commissions:

- i. Andrew S. Friedberg, Mayor, will make formal appointments of members of City Council to serve as Liaisons for a term of approximately one year to the following Boards and Commissions: Board of Adjustment, Building and Standards Commission, Cultural Arts Board, Environmental and Sustainability Board, L.I.F.E. Advisory Board, Parks and Recreation Advisory Board, and Planning and Zoning Commission - Submitted by Tracy L. Dutton, City Clerk.

**Mayor Friedberg** announced that his Council Liaison appointments for 2017 remained the same as 2016. For the record, those appointments have been set forth in the table below.

| Board or Commission                    | Council Member      |
|--|---------------------|
| Board of Adjustment                    | Gus E. Pappas       |
| Building and Standards Commission      | David R. Montague   |
| Cultural Arts Board                    | Michael Fife        |
| Environmental and Sustainability Board | Roman F. Reed       |
| L.I.F.E. Advisory Board                | Andrew S. Friedberg |
| Parks and Recreation Advisory Board    | Pat B. McLaughlan   |
| Planning and Zoning Commission         | Trisha S. Pollard   |

- ii. Discussion concerning duties and responsibilities of Council liaisons - Requested by Andrew S. Friedberg, Mayor.

**Mayor Friedberg** noted that approximately one year ago he had expressed his opinion as to the importance of Council Liaisons and advised that one way City Council could show our citizen volunteers their appreciation for the services provided was to show support in their role as Council Liaison.

Reference was made to items included in the agenda packet: Section 2-105 of the Code of Ordinances of the City of Bellaire, Texas (authority calling for the appointment of Council Liaisons); Board Handbook provision spelling out the expectations of Council Liaisons; and a computation of the attendance record of Council Liaisons over the past year.

Although attendance was not the only expectation of a Council Liaison, Mayor Friedberg advised that it was hard to fulfill the other expectations when a liaison was not regularly in attendance for board and commission meetings. He stated that four members of City Council had attended 75% or more of their respective board or commission meetings, and three members had basically not attended any meetings.

Mayor Friedberg opened the floor for discussion as to whether City Council was serious about Council Liaisons and, if not, whether expectations should be revisited.

**Members of City Council** provided feedback to Mayor Friedberg. All members agreed that the Council Liaison position was an important function and that current expectations did not need to be revisited.

**Mayor Friedberg** thanked members of City Council for providing their feedback.

**b. Mayoral Appointments to Audit Finance Board:**

Andrew S. Friedberg, Mayor, will make formal appointments of three (3) members of the City Council of the City of Bellaire, Texas, to serve on the Audit Finance Board of the City of Bellaire, Texas, for a term of one year commencing on February 1, 2017, and ending on January 31, 2018 - Submitted by Tracy L. Dutton, City Clerk.

**Mayor Friedberg** announced his appointments of City Council members to the Audit Finance Board for a one-year term commencing on February 1, 2017, and ending January 31, 2018, as follows:

Andrew S. Friedberg, Mayor;  
David R. Montague, Council Member; and  
Michael Fife, Council Member.

**Mayor Friedberg** noted that he, Council Member Montague, and Council Member Pappas had served on the Audit Finance Board from February 1, 2016 to January 31, 2017. Since Council Member Gus E. Pappas had previously served three consecutive one-year terms on the board, he was term limited. Mayor Friedberg thanked Council Member Pappas for his service.

**F. Community Interest Items from the Mayor and Council.**

Community interest items from the Mayor and Council included expressions of congratulations to the Clark family; congratulations to Police Lieutenant Russell Brown on his award as Employee of the Year; and thanks to Public Works Director Brant Gary for his work with the Public Works Department and wishes of good luck with his new position.

**G. Adjourn.**

**Mayor Friedberg** announced that the Regular Session of the City Council of the City of Bellaire, Texas, was adjourned at 8:53 p.m. on Monday, January 9, 2017.



**Mayor and Council**

7008 S. Rice Avenue  
Bellaire, TX 77401



Meeting: 02/20/17 07:00 PM  
Department: Parks, Recreation and  
Facilities  
Category: Ordinance  
Department Head: Cheryl Bright-  
West  
DOC ID: 2174 B

**SCHEDULED  
ORDINANCE (ID # 2174)**

---

**Item Title:**

Consideration of and possible action on the adoption of an ordinance of the City Council of the City of Bellaire, Texas, temporarily suspending the application of Chapter 3, Alcoholic Beverages, Article I, In General, Section 3-3, Use prohibited in public parks and other public places, of the Code of Ordinances of the City of Bellaire, Texas, for the purpose of allowing the Bellaire Little League to host a special fundraising event, a crawfish boil, in Mulberry Park, 700 Mulberry Lane, Bellaire, Texas 77401, on Saturday, March 25, 2017 - Submitted by Cheryl Bright, Assistant Director of Parks, Recreation, and Facilities.

**Background/Summary:**

The Bellaire Little League is requesting City Council's consideration to temporarily lift the ordinance prohibiting alcohol in Mulberry Park on Saturday, March 25, 2017 from 3:00 p.m. until 10:00 p.m. for the purpose of allowing the Bellaire Little League to host a fundraising crawfish boil and to either provide alcoholic beverages, or for patrons to bring their own alcoholic beverages during the event. The fundraising event will be located at Mulberry Park, 700 Mulberry Lane in Bellaire. Net proceeds from this event will be dedicated to funding improvements made by Bellaire Little League at Furler Field located in Mulberry Park.

Park curfew in Mulberry park is 11:00 p.m. which should provide adequate time to clean up the park after their event.

Cheryl Bright has been in communication with Police Chief Byron Holloway regarding Bellaire Little Leagues request.

Bellaire Little League will be required to obtain a temporary license from the Texas Alcoholic Beverage Commission for this event in addition to purchasing event insurance and provide security.

**Previous Council Action Summary:**

None

**Fiscal Impact:**

None

**City Attorney Review:**

The City Attorney has reviewed the proposed Ordinance

**Recommendation:**

It is the recommendation of Cheryl Bright, Assistant Director of Parks, Recreation and Facilities that the City Council of the City of Bellaire temporarily suspend Chapter 3,

Alcoholic Beverages, Article 1, Section 3-3, Use prohibited in public parks and other public places from 3 p.m. to 10 p.m. on Saturday, March 25, 2017 and allow the Bellaire Little League to host a fundraising crawfish boil event in Mulberry Park.

**ATTACHMENTS:**

- Bellaire Little League Crawfish Boil/Alcohol Request March 2017 (RTF)
- Code Suspension - Chapter 3-Section 3.3 Alcohol Suspension (DOC)



January 24, 2017

The Honorable Andrew S. Friedberg  
Mayor, City of Bellaire  
City Hall  
7008 S. Rice Avenue  
Bellaire, Texas 77401

Dear Mayor Friedberg:

I want to thank the City of Bellaire and the Bellaire Parks and Recreation Department for partnering with Bellaire Little League on the renovation of Furler Field at Mulberry Park. The new drainage system and field improvements, as well as the brand new dugouts and viewing decks have transformed this area into a first class facility for the boys and girls of Bellaire. Karl Miller and Buster Adams have been fantastic partners and have worked very closely in the management and oversight of the project along with the renovations to the playground equipment and play area for the families of our city.

While the field is now in use, Bellaire Little League still has the considerable task of raising \$250,000 to pay for the renovation project. Luckily, one of our BLL fathers has graciously offered to host a crawfish boil as a fundraiser for the project in conjunction with the dedication of the complex to the Tiras family for their generous donation to the construction of the facility.

Therefore, I am writing to request consideration for a temporary suspension of Chapter 3, Alcoholic Beverages, Section 3-3, Use prohibited in public parks and other public places (the "Code"), for the purpose of allowing Bellaire Little League to hold a fundraising event and to either provide alcoholic beverages, or for patrons to bring their own alcoholic beverages, specifically beer, during the event at Mulberry Park, 700 Mulberry Lane, on Saturday, March 25th, 2017, commencing at 3:00 p.m. and terminating at 10:00 p.m.

Sincerely,

Chris Sizemore  
President, Bellaire Little League  
4515 Evergreen  
Bellaire, Texas 77401



**ORDINANCE NO. \_\_\_\_\_**

**AN ORDINANCE OF THE CITY COUNCIL OF THE CITY OF BELLAIRE, TEXAS, GRANTING A CODE SUSPENSION FOR THE BELLAIRE LITTLE LEAGUE RELATING TO A REQUEST TO WAIVE ALCOHOL RESTRICTIONS IN MULBERRY PARK FOR A FUNDRAISING EVENT ON MARCH 25, 2017.**

**WHEREAS,** the use and consumption of alcohol within Mulberry Park is prohibited pursuant to Section 3-3 of the Bellaire Code of Ordinances; and

**WHEREAS,** by letter dated January 24, 2017, the Bellaire Little League has requested that the City Council waive or suspend the provisions of the Bellaire City Code relating to the use and consumption of alcohol beverages in Mulberry Park for a fundraising event hosted by the Bellaire Little League on March 25, 2017, from 3:00 PM to 10:00 PM to support the renovation project of Furler Field; and

**WHEREAS,** the Bellaire Little League is a not-for-profit youth sports organization that works to enhance positive community involvement through baseball within the City of Bellaire, Texas; and

**WHEREAS,** the City Council of the City of Bellaire, Texas, finds that granting the request of the Bellaire Little League assists the mission of raising funds to renovate Furler Field in Mulberry Park and, in turn, directly benefits the City of Bellaire, Texas; **NOW, THEREFORE,**

**BE IT ORDAINED BY THE CITY COUNCIL OF THE CITY OF BELLAIRE, TEXAS, THAT:**

1. The recitals set forth above are found to be true and correct.

2. The City Council of the City of Bellaire, Texas hereby suspends the application of Section 3-3 of the Bellaire Code of Ordinances for a fundraising event hosted by Bellaire Little League on March 25, 2017 from 3:00 PM to 10:00 PM to support the renovation project of Furler Field at Mulberry Park.

3. The suspension provided for in paragraph 2 above is subject to and contingent upon the City Manager's approval of the date of the event and, as it relates to alcohol, compliance with the requirements of Section 3-5 of the Bellaire Code of Ordinances relating to the permit procedures for the use and consumption of alcoholic beverages in City-Owned public places.

4. This Ordinance shall be effective immediately upon its passage and adoption.

**PASSED, APPROVED** and **ADOPTED** this, the 20th day of February, 2017.

(SEAL)

**ATTEST:**

\_\_\_\_\_  
Tracy L. Dutton, TRMC  
City Clerk

**SIGNED:**

\_\_\_\_\_  
Andrew S. Friedberg  
Mayor

**APPROVED AS TO FORM:**

\_\_\_\_\_  
Alan P. Petrov  
City Attorney

**Mayor and Council**

7008 S. Rice Avenue  
Bellaire, TX 77401



Meeting: 02/20/17 07:00 PM  
Department: City Clerk  
Category: Appointment  
Department Head: Tracy L. Dutton  
DOC ID: 2183

**SCHEDULED  
ORDINANCE (ID # 2183)**

---

**Item Title:**

Consideration of and possible action on the adoption of an ordinance of the City Council of the City of Bellaire, Texas, appointing Lisa A. Wesely as Presiding Judge of the Municipal Court of the City of Bellaire, Texas, for a two-year term commencing on the 5th day of March, 2017, and ending on the 4th day of March, 2019 - Submitted by Tracy L. Dutton, City Clerk.

**Background/Summary:**

The term of office for Presiding Judge Lisa A. Wesely of the Bellaire Municipal Court will end on March 4, 2017.

**Legal Authority/Background:**

In accordance with *Article II, The Council, Section 14, Municipal Court*, of the *Charter of the City of Bellaire, Texas*, as amended November 7, 2006, "The City Council shall appoint a Municipal Court Judge to serve a term as it shall prescribe and such other associate judge or judges as it shall determine to be necessary and appropriate, for such terms as it shall provide."

With respect to the term of appointment, state law sets a definite term of office for judges of a municipal court of record as two or four years (*Texas Government Code, Title 2, Judicial Branch, Subtitle A, Courts, Chapter 30, Municipal Courts of Record, Section 30.00006, Judge*). It has been the practice of the City of Bellaire to appoint its municipal court judges for a two-year term of office. In accordance with that practice, an ordinance has been prepared for City Council consideration and action to appoint Lisa A. Wesely as Presiding Judge of the Bellaire Municipal Court for a two-year term commencing on the 5th day of March, 2017, and ending on the 4th day of March, 2019. Judge Wesely has served as a Presiding Judge for the Bellaire Municipal Court since March 5, 1997.

**Previous Council Action Summary:**

Judge Wesely's last appointment was made on March 2, 2015, for a two-year period commencing on March 5, 2015, and ending on March 4, 2017 (Ordinance No. 15-014).

**Fiscal Impact:**

General Fund. The compensation for the Presiding Judge of the Bellaire Municipal Court was set by ordinance on April 1, 2013 (Ordinance No. 13-022). The current compensation for the Presiding Judge is \$625.00 per month and \$200.00 per docket.

**City Attorney Review:**

Yes

**Recommendation:**

Action as City Council deems appropriate.

**ATTACHMENTS:**

- Appointment of Judge (Wesely) - 2017 (DOC)
- 15-014 - Appt - MC Presiding Judge - Lisa A Wesely (PDF)
- 13-022 - Amendment to Various Ordinances - Increase in Compensation for Municipal Court Judges - Prosecutor - Deputy Prosecutors (PDF)



**ORDINANCE NO. 17-\_\_\_\_\_**

**AN ORDINANCE APPOINTING LISA A. WESELY AS PRESIDING JUDGE OF THE MUNICIPAL COURT OF THE CITY OF BELLAIRE, TEXAS, FOR A TWO-YEAR TERM COMMENCING ON THE 5TH OF MARCH, 2017, AND ENDING ON THE 4TH DAY OF MARCH, 2019.**

**BE IT ORDAINED BY THE CITY COUNCIL OF THE CITY OF BELLAIRE, TEXAS:**

1. **THAT Lisa A. Wesely** is hereby appointed as Presiding Judge of the Municipal Court of the City of Bellaire, Texas, in accordance with *Article II*, entitled *The Council, Section 14*, entitled *Municipal Court*, of the *Charter of the City of Bellaire, Texas*, for a two-year term commencing on the 5th day of March, 2017, and expiring on the 4th day of March, 2019, in accordance with the *Texas Government Code, Chapter 30, Municipal Courts of Record, Section 30.00006, Judge, Subsection (d)*.
2. **THAT** the compensation for the Judge herein appointed shall be \$625.00 per month and \$200.00 per docket during the term of this appointment in accordance with Ordinance No. 13-022, duly passed, approved, and adopted by the City Council of the City of Bellaire, Texas, on April 1, 2013.

**PASSED and APPROVED** this 20th day of February, 2017.

(SEAL)

**ATTEST:**

\_\_\_\_\_  
Tracy L. Dutton, TRMC  
City Clerk

**SIGNED:**

\_\_\_\_\_  
Andrew S. Friedberg  
Mayor



APPROVED AS TO FORM:

\_\_\_\_\_  
Alan P. Petrov  
City Attorney

Attachment: Appointment of Judge (Wesely) - 2017 (2183 : Appointment of Municipal Court Presiding Judge)



**ORDINANCE NO. 15-014**

**AN ORDINANCE APPOINTING LISA A. WESELY AS PRESIDING JUDGE OF THE MUNICIPAL COURT OF THE CITY OF BELLAIRE, TEXAS, FOR A TWO-YEAR TERM COMMENCING ON THE 5<sup>TH</sup> OF MARCH, 2015, AND EXPIRING ON THE 4<sup>TH</sup> DAY OF MARCH, 2017.**

**BE IT ORDAINED BY THE CITY COUNCIL OF THE CITY OF BELLAIRE, TEXAS:**

1. **THAT Lisa A. Wesely** is hereby appointed as Presiding Judge of the Municipal Court of the City of Bellaire, Texas, in accordance with *Article II*, entitled *The Council*, *Section 14*, entitled *Municipal Court*, of the *Charter of the City of Bellaire, Texas*, for a two-year term commencing on the 5<sup>th</sup> day of March, 2015, and expiring on the 4<sup>th</sup> day of March, 2017, in accordance with the *Texas Government Code, Chapter 30, Municipal Courts of Record, Section 30.00006, Judge, Subsection (d)*.

2. **THAT** the compensation for the Judge herein appointed shall be \$625.00 per month and \$200.00 per docket during the term of this appointment in accordance with Ordinance No. 13-022, duly passed, approved, and adopted by the City Council of the City of Bellaire, Texas, on April 1, 2013.

**PASSED and APPROVED** this 2<sup>nd</sup> day of March, 2015.

(SEAL)




*Tracy L. Dutton*  
Tracy L. Dutton, TRMC  
City Clerk

**SIGNED:**

*Philip L. Nauert*  
Dr. Philip L. Nauert  
Mayor

APPROVED AS TO FORM:



Alan P. Petrov  
City Attorney

Attachment: 15-014 - Appt - MC Presiding Judge - Lisa A Wesely (2183 : Appointment of Municipal Court Presiding Judge)



## ORDINANCE NO. 13-022

**AN ORDINANCE OF THE CITY COUNCIL OF THE CITY OF BELLAIRE, TEXAS, INCREASING THE MONTHLY COMPENSATION AND/OR DOCKET PAYMENT FOR THE MUNICIPAL COURT JUDGES, ASSISTANT CITY ATTORNEY/PROSECUTOR, AND DEPUTY ASSISTANT CITY ATTORNEY(S)/PROSECUTOR(S) OF THE CITY OF BELLAIRE, TEXAS, AND AMENDING ORDINANCE NOS. 12-011, 12-045, 13-013, 13-014, AND 13-015 FOR THE PURPOSE OF REFLECTING SAID INCREASE IN MONTHLY COMPENSATION AND/OR DOCKET PAYMENT.**

**WHEREAS**, the City Council of the City of Bellaire, Texas, by Ordinance No. 13-013, duly passed and approved on the 18<sup>th</sup> day of March, 2013, appointed Lisa A. Wesely as Presiding Judge of the Municipal Court of the City of Bellaire, Texas, and established the compensation for such appointment in accordance with Ordinance No. 06-093, duly passed and approved on the 4<sup>th</sup> day of December, 2006, with an effective date of the 1<sup>st</sup> day of December, 2006, of \$578.00 per month and \$189.00 per docket.

**WHEREAS**, the City Council of the City of Bellaire, Texas, by Ordinance No. 12-011, duly passed and approved on the 19<sup>th</sup> day of March, 2012, appointed Jerel S. Twyman as Associate Judge of the Municipal Court of the City of Bellaire, Texas, and established the compensation for such appointment in accordance with Ordinance No. 06-093, duly passed and approved on the 4<sup>th</sup> day of December, 2006, with an effective date of the 1<sup>st</sup> day of December, 2006, of \$578.00 per month and \$189.00 per docket.

**WHEREAS**, the City Council of the City of Bellaire, Texas, by Ordinance No. 13-014, duly passed and approved on the 18<sup>th</sup> day of March, 2013, appointed Robert C. Richter, Jr., as Assistant City Attorney for the purpose of serving as Prosecutor of the Municipal Court of the City of Bellaire, Texas, and established the compensation for such appointment in accordance with Ordinance No. 06-093, duly passed and approved on the 4<sup>th</sup> day of December, 2006,

with an effective date of the 1<sup>st</sup> day of December, 2006, of \$347.00 per month and \$189.00 per docket.

**WHEREAS**, the City Council of the City of Bellaire, Texas, by Ordinance No. 12-045, duly passed and approved on the 1<sup>st</sup> day of October, 2012, appointed Christopher T. Gore as Deputy Assistant City Attorney for the purpose of serving as Deputy Prosecutor of the Municipal Court of the City of Bellaire, Texas, and established the compensation for such appointment in accordance with Ordinance No. 06-093, duly passed and approved on the 4<sup>th</sup> day of December, 2006, with an effective date of the 1<sup>st</sup> day of December, 2006, of \$189.00 per docket.

**WHEREAS**, the City Council of the City of Bellaire, Texas, by Ordinance No. 13-015, duly passed and approved on the 18<sup>th</sup> day of March, 2013, appointed E. Stanley Topek as Deputy Assistant City Attorney for the purpose of serving as Deputy Prosecutor of the Municipal Court of the City of Bellaire, Texas, and established the compensation for such appointment in accordance with Ordinance No. 06-093, duly passed and approved on the 4<sup>th</sup> day of December, 2006, with an effective date of the 1<sup>st</sup> day of December, 2006, of \$189.00 per docket.

**WHEREAS**, the City Council of the City of Bellaire, Texas, has now determined that an adjustment of the compensation for the Presiding Judge, Associate Judge, Prosecutor, and Deputy Prosecutors is proper and appropriate;  
**NOW, THEREFORE,**

**BE IT ORDAINED BY THE CITY COUNCIL OF THE  
CITY OF BELLAIRE, TEXAS:**

1. **THAT** the recitals set forth above are found to be true and correct.
2. **THAT** the compensation for the Presiding Judge of the Municipal Court of the City of Bellaire, Texas, shall be \$625.00 per month and \$200.00 per docket.
3. **THAT** the compensation for the Associate Judge of the Municipal Court of the City of Bellaire, Texas, shall be \$625.00 per month and \$200.00 per docket.

4. **THAT** the compensation for the Assistant City Attorney serving as Prosecutor of the Municipal Court of the City of Bellaire, Texas, shall be \$450.00 per month and \$200.00 per docket.

5. **THAT** the compensation for the Deputy Assistant City Attorney(s) serving as Deputy Prosecutor(s) of the Municipal Court of the City of Bellaire, Texas, shall be \$200.00 per docket.


6. **THAT** to the extent inconsistent with the compensation amount set forth herein for the Municipal Court Presiding Judge, Associate Judge, Assistant City Attorney/Prosecutor, and Deputy Assistant City Attorney(s)/Deputy Prosecutor(s) of the City of Bellaire, Texas, Ordinance Nos. 12-011, 12-045, 13-013, 13-014, and 13-015 are hereby amended.

7. **THAT** this Ordinance shall be effective as of the 1<sup>st</sup> day of April, 2013.

**PASSED, APPROVED and ADOPTED** this 1<sup>st</sup> day of April, 2013.

(SEAL)

**ATTEST:**



*Tracy L. Dutton*

Tracy L. Dutton, TRMC  
City Clerk

**SIGNED:**

*Philip L. Nauert*

Philip L. Nauert  
Mayor

**APPROVED AS TO FORM:**

*Alan P. Petrov*

Alan P. Petrov  
City Attorney

**Mayor and Council**

7008 S. Rice Avenue  
Bellaire, TX 77401



Meeting: 02/20/17 07:00 PM  
Department: City Clerk  
Category: Appointment  
Department Head: Tracy L. Dutton  
DOC ID: 2184

**SCHEDULED  
ORDINANCE (ID # 2184)**

---

**Item Title:**

Consideration of and possible action on the adoption of an ordinance of the City Council of the City of Bellaire, Texas, appointing Robert C. Richter, Jr., as Assistant City Attorney for the City of Bellaire, Texas, for a two-year term commencing on the 6th day of March, 2017, and ending on the 5th day of March, 2019, for the purpose of serving as Prosecutor in the Municipal Court of the City of Bellaire, Texas - Submitted by Tracy L. Dutton, City Clerk.

**Background/Summary:**

The term of office for Prosecutor Robert C. Richter, Jr., of the Bellaire Municipal Court will end on March 5, 2017.

**Legal Authority/Background:**

In accordance with the *Texas Code of Criminal Procedure, Chapter 45, Justice and Municipal Courts, Article 45.201(a), Municipal Prosecutions*, "All prosecutions in a municipal court shall be conducted by the city attorney of the municipality or by a deputy city attorney. *Chapter 2, Administration, Article IV, Legal Department, Section 2-63, Appointment of assistant city attorneys*, of the *Code of Ordinances of the City of Bellaire, Texas*, states that "The city council of the City of Bellaire is authorized to appoint, for a term as specified in the instrument of appointment, such assistant city attorneys as shall from time to time be deemed necessary and advisable for the purpose of acting as prosecutors in the municipal court of the City of Bellaire."

With respect to the term of appointment, it has been the practice of the City of Bellaire to appoint its assistant city attorneys for a two-year term of office. In accordance with that practice, an ordinance has been prepared for City Council consideration and action to appoint Robert C. Richter, Jr., as Assistant City Attorney for the purpose of serving as Prosecutor in the Bellaire Municipal Court. Prosecutor Richter has served the City of Bellaire as Prosecutor since May 5, 1975.

**Previous Council Action Summary:**

Prosecutor Richter was last appointed on March 2, 2015, for a two-year term commencing on March 6, 2015, and ending on March 5, 2017 (Ordinance No. 15-015).

**Fiscal Impact:**

General Fund. The compensation for the Assistant City Attorney/Prosecutor of the Bellaire Municipal Court was set by ordinance on April 1, 2013 (Ordinance No. 13-022). The current compensation for the Assistant City Attorney/Prosecutor is \$450.00 per month and \$200.00 per docket.

**City Attorney Review:**

Yes

**Recommendation:**

Action as City Council deems appropriate.

**ATTACHMENTS:**

- Appointment of Assistant City Attorney (Richter) - 2017 (DOC)
- 15-015 - Appt - MC Prosecutor - Robert C Richter Jr (PDF)
- 13-022 - Amendment to Various Ordinances - Increase in Compensation for Municipal Court Judges - Prosecutor - Deputy Prosecutors (PDF)
- 82-077 - Amendment to Ord No 80-042 - Appt of Assistant City Attorney and Prosecutor for Municipal Court Richter - Deletion of Provisions Relating to Compensation (PDF)
- 80-042 - Appt - Assistant City Attorney and Prosecutor for Municipal Court - Richter (PDF)





**ORDINANCE NO. 17-\_\_\_\_\_**

**AN ORDINANCE APPOINTING ROBERT C. RICHTER, JR., AS ASSISTANT CITY ATTORNEY FOR THE CITY OF BELLAIRE, TEXAS, FOR A TWO-YEAR TERM COMMENCING ON THE 6TH DAY OF MARCH, 2017, AND ENDING ON THE 5TH DAY OF MARCH, 2019, FOR THE PURPOSE OF SERVING AS PROSECUTOR IN THE MUNICIPAL COURT OF THE CITY OF BELLAIRE, TEXAS.**

**BE IT ORDAINED BY THE CITY COUNCIL OF THE CITY OF BELLAIRE, TEXAS:**

**1. THAT Robert C. Richter, Jr.,** is hereby appointed as Assistant City Attorney for the City of Bellaire, Texas, for a two-year term commencing on the 6th day of March, 2017, and ending on the 5th day of March, 2019, for the purpose of serving as Prosecutor in the Municipal Court of the City of Bellaire, Texas, to serve in such capacity pursuant to the terms and provisions of Ordinance No. 80-042, heretofore previously enacted by the City Council of the City of Bellaire, Texas, on the 29<sup>th</sup> day of April, 1980, as amended by Ordinance No. 82-077, duly enacted by the City Council of the City of Bellaire, Texas, on the 4<sup>th</sup> day of October, 1982.

**2. THAT** the compensation for the Assistant City Attorney herein appointed shall be \$450.00 per month and \$200.00 per docket during the term of this appointment in accordance with Ordinance No. 13-022, duly passed, approved, and adopted by the City Council of the City of Bellaire, Texas, on April 1, 2013.

**PASSED and APPROVED** this 20th day of February, 2017.

(SEAL)

**ATTEST:**

**SIGNED:**

\_\_\_\_\_  
Tracy L. Dutton, TRMC  
City Clerk

\_\_\_\_\_  
Andrew S. Friedberg  
Mayor

APPROVED AS TO FORM:

\_\_\_\_\_  
Alan P. Petrov  
City Attorney



**ORDINANCE NO. 15-015**

**AN ORDINANCE APPOINTING ROBERT C. RICHTER, JR., AS ASSISTANT CITY ATTORNEY FOR THE CITY OF BELLAIRE, TEXAS, FOR A TWO-YEAR TERM COMMENCING ON THE 6<sup>TH</sup> DAY OF MARCH, 2015, AND EXPIRING ON THE 5<sup>TH</sup> DAY OF MARCH, 2017, FOR THE PURPOSE OF SERVING AS PROSECUTOR IN THE MUNICIPAL COURT OF THE CITY OF BELLAIRE, TEXAS.**


**BE IT ORDAINED BY THE CITY COUNCIL OF THE CITY OF BELLAIRE, TEXAS:**

1. **THAT Robert C. Richter, Jr.,** is hereby appointed as Assistant City Attorney for the City of Bellaire, Texas, for a two-year term commencing on the 6<sup>th</sup> day of March, 2015, and expiring on the 5<sup>th</sup> day of March, 2017, for the purpose of serving as Prosecutor in the Municipal Court of the City of Bellaire, Texas, to serve in such capacity pursuant to the terms and provisions of Ordinance No. 80-042, heretofore previously enacted by the City Council of the City of Bellaire, Texas, on the 29<sup>th</sup> day of April, 1980, as amended by Ordinance No. 82-077, duly enacted by the City Council of the City of Bellaire, Texas, on the 4<sup>th</sup> day of October, 1982.


2. **THAT** the compensation for the Assistant City Attorney herein appointed shall be \$450.00 per month and \$200.00 per docket during the term of this appointment in accordance with Ordinance No. 13-022, duly passed, approved, and adopted by the City Council of the City of Bellaire, Texas, on April 1, 2013.

**PASSED and APPROVED** this 2<sup>nd</sup> day of March, 2015.


(SEAL)

  
**ATTEST:**  
*Tracy L. Dutton*  
 Tracy L. Dutton, TRMC  
 City Clerk

**SIGNED:**

  
 Dr. Philip L. Nauert  
 Mayor

APPROVED AS TO FORM:



Alan P. Petrov  
City Attorney



### **ORDINANCE NO. 13-022**

**AN ORDINANCE OF THE CITY COUNCIL OF THE CITY OF BELLAIRE, TEXAS, INCREASING THE MONTHLY COMPENSATION AND/OR DOCKET PAYMENT FOR THE MUNICIPAL COURT JUDGES, ASSISTANT CITY ATTORNEY/PROSECUTOR, AND DEPUTY ASSISTANT CITY ATTORNEY(S)/PROSECUTOR(S) OF THE CITY OF BELLAIRE, TEXAS, AND AMENDING ORDINANCE NOS. 12-011, 12-045, 13-013, 13-014, AND 13-015 FOR THE PURPOSE OF REFLECTING SAID INCREASE IN MONTHLY COMPENSATION AND/OR DOCKET PAYMENT.**

**WHEREAS**, the City Council of the City of Bellaire, Texas, by Ordinance No. 13-013, duly passed and approved on the 18<sup>th</sup> day of March, 2013, appointed Lisa A. Wesely as Presiding Judge of the Municipal Court of the City of Bellaire, Texas, and established the compensation for such appointment in accordance with Ordinance No. 06-093, duly passed and approved on the 4<sup>th</sup> day of December, 2006, with an effective date of the 1<sup>st</sup> day of December, 2006, of \$578.00 per month and \$189.00 per docket.

**WHEREAS**, the City Council of the City of Bellaire, Texas, by Ordinance No. 12-011, duly passed and approved on the 19<sup>th</sup> day of March, 2012, appointed Jerel S. Twyman as Associate Judge of the Municipal Court of the City of Bellaire, Texas, and established the compensation for such appointment in accordance with Ordinance No. 06-093, duly passed and approved on the 4<sup>th</sup> day of December, 2006, with an effective date of the 1<sup>st</sup> day of December, 2006, of \$578.00 per month and \$189.00 per docket.

**WHEREAS**, the City Council of the City of Bellaire, Texas, by Ordinance No. 13-014, duly passed and approved on the 18<sup>th</sup> day of March, 2013, appointed Robert C. Richter, Jr., as Assistant City Attorney for the purpose of serving as Prosecutor of the Municipal Court of the City of Bellaire, Texas, and established the compensation for such appointment in accordance with Ordinance No. 06-093, duly passed and approved on the 4<sup>th</sup> day of December, 2006,

with an effective date of the 1<sup>st</sup> day of December, 2006, of \$347.00 per month and \$189.00 per docket.

**WHEREAS**, the City Council of the City of Bellaire, Texas, by Ordinance No. 12-045, duly passed and approved on the 1<sup>st</sup> day of October, 2012, appointed Christopher T. Gore as Deputy Assistant City Attorney for the purpose of serving as Deputy Prosecutor of the Municipal Court of the City of Bellaire, Texas, and established the compensation for such appointment in accordance with Ordinance No. 06-093, duly passed and approved on the 4<sup>th</sup> day of December, 2006, with an effective date of the 1<sup>st</sup> day of December, 2006, of \$189.00 per docket.

**WHEREAS**, the City Council of the City of Bellaire, Texas, by Ordinance No. 13-015, duly passed and approved on the 18<sup>th</sup> day of March, 2013, appointed E. Stanley Topek as Deputy Assistant City Attorney for the purpose of serving as Deputy Prosecutor of the Municipal Court of the City of Bellaire, Texas, and established the compensation for such appointment in accordance with Ordinance No. 06-093, duly passed and approved on the 4<sup>th</sup> day of December, 2006, with an effective date of the 1<sup>st</sup> day of December, 2006, of \$189.00 per docket.

**WHEREAS**, the City Council of the City of Bellaire, Texas, has now determined that an adjustment of the compensation for the Presiding Judge, Associate Judge, Prosecutor, and Deputy Prosecutors is proper and appropriate;  
**NOW, THEREFORE,**

**BE IT ORDAINED BY THE CITY COUNCIL OF THE  
CITY OF BELLAIRE, TEXAS:**

1. **THAT** the recitals set forth above are found to be true and correct.
2. **THAT** the compensation for the Presiding Judge of the Municipal Court of the City of Bellaire, Texas, shall be \$625.00 per month and \$200.00 per docket.
3. **THAT** the compensation for the Associate Judge of the Municipal Court of the City of Bellaire, Texas, shall be \$625.00 per month and \$200.00 per docket.

**4. THAT** the compensation for the Assistant City Attorney serving as Prosecutor of the Municipal Court of the City of Bellaire, Texas, shall be \$450.00 per month and \$200.00 per docket.


**5. THAT** the compensation for the Deputy Assistant City Attorney(s) serving as Deputy Prosecutor(s) of the Municipal Court of the City of Bellaire, Texas, shall be \$200.00 per docket.

**6. THAT** to the extent inconsistent with the compensation amount set forth herein for the Municipal Court Presiding Judge, Associate Judge, Assistant City Attorney/Prosecutor, and Deputy Assistant City Attorney(s)/Deputy Prosecutor(s) of the City of Bellaire, Texas, Ordinance Nos. 12-011, 12-045, 13-013, 13-014, and 13-015 are hereby amended.


**7. THAT** this Ordinance shall be effective as of the 1<sup>st</sup> day of April, 2013.

**PASSED, APPROVED and ADOPTED** this 1<sup>st</sup> day of April, 2013.


**ATTEST:**

  
*Tracy L. Dutton*  
 Tracy L. Dutton, TRMC  
 City Clerk

**SIGNED:**

  
 Philip L. Nauert  
 Mayor

**APPROVED AS TO FORM:**

  
 Alan P. Petrov  
 City Attorney

ORDINANCE NO. 82-077

AN ORDINANCE AMENDING ORDINANCE NO. 80-042 HERETOFORE PREVIOUSLY ENACTED APPOINTING ROBERT C. RICHTER, JR. ASSISTANT CITY ATTORNEY FOR THE CITY OF BELLAIRE, TEXAS, TO SERVE AS PROSECUTOR IN THE MUNICIPAL COURT OF SAID CITY, BY DELETING FROM SUCH ORDINANCE PROVISIONS RELATING TO COMPENSATION FOR SUCH SERVICES.

BE IT ORDAINED BY THE CITY COUNCIL  
OF THE CITY OF BELLAIRE, TEXAS:

1. That Ordinance No. 80-042, heretofore previously enacted by the City Council of the City of Bellaire, Texas on the 29th day of April, 1982, appointing Robert C. Richter, Jr. Assistant City Attorney for the City of Bellaire, Texas, for the purposes of serving as prosecutor in the Municipal Court of the City of Bellaire, be and the same is hereby amended by deleting from said Ordinance that portion of Section 3 thereof which reads as follows:

The compensation for the Assistant City Attorney herein appointed shall be at the rate of \$80.00 per court session for the fiscal year of 1979-1980 and shall be increased by the sum of \$10.00 for each succeeding fiscal year thereafter during the term of this appointment.


2. That all remaining terms and provisions of said Ordinance No. 80-042, including the remaining provisions of Section 3 thereof, shall continue in full force and effect during the term of the appointment as specified in said Ordinance.

PASSED and APPROVED this, the 4th day of \_\_\_\_\_

October, 1982.

  
Mayor, City of Bellaire, Texas

ATTEST:

  
City Clerk





ORDINANCE NO. 80 042

AN ORDINANCE APPOINTING ROBERT C. RICHTER, JR. ASSISTANT CITY ATTORNEY FOR THE CITY OF BELLAIRE, TEXAS, FOR A TERM OF THREE (3) YEARS COMMENCING ON THE 30TH DAY OF APRIL, 1980, AND EXPIRING ON THE 30TH DAY OF APRIL, 1983, FOR THE PURPOSES OF SERVING AS PROSECUTOR IN THE MUNICIPAL COURT OF THE CITY OF BELLAIRE AND PROVIDING FOR HIS COMPENSATION.

BE IT ORDAINED BY THE CITY COUNCIL  
OF THE CITY OF BELLAIRE, TEXAS:

1. That Robert C. Richter, Jr. is hereby appointed Assistant City Attorney for the City of Bellaire for a term of three (3) years commencing on the 30th day of April, 1980 and expiring on the 30th day of April, 1983, for the purposes of serving as prosecutor in the Municipal Court of the City of Bellaire.

2. This appointment shall be irrevocable for the term as herein provided, however, this appointment may be terminated in the event said attorney shall cease to be a licensed attorney in the State of Texas, shall be charged or convicted of a felony or a misdemeanor involving moral turpitude or shall be guilty of wrongful conduct or malfeasance in the performance of his duties as Assistant City Attorney for the City of Bellaire.

In the event the removal of the Assistant City Attorney, as herein appointed, shall be sought, written charges specifying all of the facts and circumstances relating to the grounds for removal, as herein set out, shall be filed with the City Clerk of the City of Bellaire. The City Clerk shall immediately give notice of such filing to the Assistant City Attorney so accused and shall schedule a hearing before the City Council of the City of Bellaire, giving written notice to the complainant and the Assistant City Attorney so accused, at which time all sides shall be entitled to present witnesses and introduce such evidence as shall be material.

The City Council of the City of Bellaire shall, upon completion of said hearing, determine whether removal is justified and that adequate grounds have been proven under the terms and provisions of this Ordinance.

The decision of the City Council of the City of Bellaire shall be final, subject only to appeal to a district court in the event the City Council shall have acted capriciously or unreasonably.

3. The compensation for the Assistant City Attorney herein appointed shall be at the rate of \$ 80 00 per court session for the fiscal year of 1979-1980 and shall be increased by the sum of \$ 10 00 for each succeeding fiscal year thereafter during the term of this appointment. The Assistant City Attorney herein appointed shall have the exclusive right to prosecute in the Municipal Court of the City of Bellaire during the term of this appointment; and in the event, for any reason, he shall be unable to prosecute, then he shall designate Karla Kay Garrett to prosecute in his place.

4. In the event the appointee herein named shall, for any reason, be unable to act or resign, Karla Kay Garrett, herein simultaneously appointed, shall have the same right as herein granted to the appointee herein named, to exclusively prosecute in the Municipal Court of the City of Bellaire.

PASSED and APPROVED this, the 29th day of April, 1980.

Louise Ware  
Mayor, City of Bellaire, Texas

ATTEST:

Rona Loftin  
City Clerk

**Mayor and Council**

7008 S. Rice Avenue  
Bellaire, TX 77401



Meeting: 02/20/17 07:00 PM  
Department: City Clerk  
Category: Appointment  
Department Head: Tracy L. Dutton  
DOC ID: 2185

**SCHEDULED  
ORDINANCE (ID # 2185)**

---

**Item Title:**

Consideration of and possible action on the adoption of an ordinance of the City Council of the City of Bellaire, Texas, appointing E. Stanley Topek as Deputy Assistant City Attorney for the City of Bellaire, Texas, for a two-year term commencing on the 7th day of March, 2017, and ending on the 6th day of March, 2019, for the purpose of serving as Deputy Prosecutor in the Municipal Court of the City of Bellaire, Texas - Submitted by Tracy L. Dutton, City Clerk.

**Background/Summary:**

The term of office for Deputy Prosecutor E. Stanley Topek of the Bellaire Municipal Court will end on March 6, 2017.

**Legal Authority/Background:**

In accordance with the *Texas Code of Criminal Procedure, Chapter 45, Justice and Municipal Courts, Article 45.201(a), Municipal Prosecutions*, "All prosecutions in a municipal court shall be conducted by the city attorney of the municipality or by a deputy city attorney." *Chapter 2, Administration, Article IV, Legal Department, Section 2-63, Appointment of assistant city attorneys*, of the *Code of Ordinances of the City of Bellaire, Texas*, states that "The city council of the City of Bellaire is authorized to appoint, for a term specified in the instrument of appointment, such assistant city attorneys as shall from time to time be deemed necessary and advisable for the purpose of acting as prosecutors in the municipal court of the City of Bellaire."

With respect to the term of appointment, it has been the practice of the City of Bellaire to appoint its deputy assistant city attorneys for a two-year term of office. In accordance with that practice, an ordinance has been prepared for City Council consideration and action to appoint E. Stanley Topek as Deputy Assistant City Attorney for the purpose of serving as Deputy Prosecutor in the Bellaire Municipal Court. Deputy Prosecutor Topek has served as Deputy Prosecutor for the Bellaire Municipal Court since March 7, 2011.

**Previous Council Action Summary:**

Deputy Prosecutor Topek was last appointed on March 2, 2015, for a two-year term commencing on March 7, 2015, and ending on March 6, 2017 (Ordinance No. 15-016).

**Fiscal Impact:**

General Fund. The compensation for the Deputy Prosecutor of the Bellaire Municipal Court was set by ordinance on April 1, 2013 (Ordinance No. 13-022). The current compensation for the Deputy Assistant City Attorney/Deputy Prosecutor is \$200.00 per docket.

**City Attorney Review:**

Yes

**Recommendation:**

Action as City Council deems appropriate.

**ATTACHMENTS:**

- Appointment of Deputy Assistant City Attorney (Topek) - 2017 (DOC)
- 15-016 - Appt - MC Deputy Prosecutor - E Stanley Topek (PDF)
- 13-022 - Amendment to Various Ordinances - Increase in Compensation for Municipal Court Judges - Prosecutor - Deputy Prosecutors (PDF)
- 82-077 - Amendment to Ord No 80-042 - Appt of Assistant City Attorney and Prosecutor for Municipal Court Richter - Deletion of Provisions Relating to Compensation (PDF)
- 80-042 - Appt - Assistant City Attorney and Prosecutor for Municipal Court - Richter (PDF)



**ORDINANCE NO. 17-\_\_\_\_\_**

**AN ORDINANCE APPOINTING E. STANLEY TOPEK AS DEPUTY ASSISTANT CITY ATTORNEY FOR THE CITY OF BELLAIRE, TEXAS, FOR A TWO-YEAR TERM COMMENCING ON THE 7TH DAY OF MARCH, 2017, AND ENDING ON THE 6TH DAY OF MARCH, 2019, FOR THE PURPOSE OF SERVING AS DEPUTY PROSECUTOR IN THE MUNICIPAL COURT OF THE CITY OF BELLAIRE, TEXAS.**

**BE IT ORDAINED BY THE CITY COUNCIL OF THE CITY OF BELLAIRE, TEXAS:**

**1. THAT E. Stanley Topek** is hereby appointed as Deputy Assistant City Attorney for the City of Bellaire, Texas, for a two-year term commencing on the 7th day of March, 2017, and ending on the 6th day of March, 2019, for the purpose of serving as Deputy Prosecutor in the Municipal Court of the City of Bellaire, Texas, to serve in such capacity pursuant to the terms and provisions of Ordinance No. 80-042, heretofore previously enacted by the City Council of the City of Bellaire, Texas, on the 29<sup>th</sup> day of April, 1980, as amended by Ordinance No. 82-077, duly enacted by the City Council of the City of Bellaire, Texas, on the 4<sup>th</sup> day of October, 1982.

**2. THAT** the compensation for the Deputy Assistant City Attorney herein appointed shall be \$200.00 per docket during the term of this appointment in accordance with Ordinance No. 13-022, duly passed, approved, and adopted by the City Council of the City of Bellaire, Texas, on April 1, 2013.

**PASSED and APPROVED** this 20th day of February, 2017.

(SEAL)

**ATTEST:**

\_\_\_\_\_  
Tracy L. Dutton, TRMC  
City Clerk

**SIGNED:**

\_\_\_\_\_  
Andrew S. Friedberg  
Mayor

APPROVED AS TO FORM:

\_\_\_\_\_  
Alan P. Petrov  
City Attorney

Attachment: Appointment of Deputy Assistant City Attorney (Topek) - 2017 (2185 : Appointment of Deputy Asst. City Attorney/Deputy



ORDINANCE NO. 15-016

AN ORDINANCE APPOINTING E. STANLEY TOPEK AS DEPUTY ASSISTANT CITY ATTORNEY FOR THE CITY OF BELLAIRE, TEXAS, FOR A TWO-YEAR TERM COMMENCING ON THE 7<sup>TH</sup> DAY OF MARCH, 2015, AND EXPIRING ON THE 6<sup>TH</sup> DAY OF MARCH, 2017, FOR THE PURPOSE OF SERVING AS DEPUTY PROSECUTOR IN THE MUNICIPAL COURT OF THE CITY OF BELLAIRE, TEXAS.

BE IT ORDAINED BY THE CITY COUNCIL OF THE CITY OF BELLAIRE, TEXAS:

1. THAT E. Stanley Topek is hereby appointed as Deputy Assistant City Attorney for the City of Bellaire, Texas, for a two-year term commencing on the 7<sup>th</sup> day of March, 2015, and expiring on the 6<sup>th</sup> day of March, 2017, for the purpose of serving as Deputy Prosecutor in the Municipal Court of the City of Bellaire, Texas, to serve in such capacity pursuant to the terms and provisions of Ordinance No. 80-042, heretofore previously enacted by the City Council of the City of Bellaire, Texas, on the 29<sup>th</sup> day of April, 1980, as amended by Ordinance No. 82-077, duly enacted by the City Council of the City of Bellaire, Texas, on the 4<sup>th</sup> day of October, 1982.

2. THAT the compensation for the Deputy Assistant City Attorney herein appointed shall be \$200.00 per docket during the term of this appointment in accordance with Ordinance No. 13-022, duly passed, approved, and adopted by the City Council of the City of Bellaire, Texas, on April 1, 2013.


PASSED and APPROVED this 2<sup>nd</sup> day of March, 2015.

(SEAL)  
CITY OF BELLAIRE  
ATTEST:  
TEXAS  
*Tracy L. Dutton*  
Tracy L. Dutton, TRMC  
City Clerk

SIGNED:

*Philip L. Nauert*  
Dr. Philip L. Nauert  
Mayor

APPROVED AS TO FORM:



Alan P. Petrov  
City Attorney



**ORDINANCE NO. 13-022**

**AN ORDINANCE OF THE CITY COUNCIL OF THE CITY OF BELLAIRE, TEXAS, INCREASING THE MONTHLY COMPENSATION AND/OR DOCKET PAYMENT FOR THE MUNICIPAL COURT JUDGES, ASSISTANT CITY ATTORNEY/PROSECUTOR, AND DEPUTY ASSISTANT CITY ATTORNEY(S)/PROSECUTOR(S) OF THE CITY OF BELLAIRE, TEXAS, AND AMENDING ORDINANCE NOS. 12-011, 12-045, 13-013, 13-014, AND 13-015 FOR THE PURPOSE OF REFLECTING SAID INCREASE IN MONTHLY COMPENSATION AND/OR DOCKET PAYMENT.**

**WHEREAS**, the City Council of the City of Bellaire, Texas, by Ordinance No. 13-013, duly passed and approved on the 18<sup>th</sup> day of March, 2013, appointed Lisa A. Wesely as Presiding Judge of the Municipal Court of the City of Bellaire, Texas, and established the compensation for such appointment in accordance with Ordinance No. 06-093, duly passed and approved on the 4<sup>th</sup> day of December, 2006, with an effective date of the 1<sup>st</sup> day of December, 2006, of \$578.00 per month and \$189.00 per docket.

**WHEREAS**, the City Council of the City of Bellaire, Texas, by Ordinance No. 12-011, duly passed and approved on the 19<sup>th</sup> day of March, 2012, appointed Jerel S. Twyman as Associate Judge of the Municipal Court of the City of Bellaire, Texas, and established the compensation for such appointment in accordance with Ordinance No. 06-093, duly passed and approved on the 4<sup>th</sup> day of December, 2006, with an effective date of the 1<sup>st</sup> day of December, 2006, of \$578.00 per month and \$189.00 per docket.

**WHEREAS**, the City Council of the City of Bellaire, Texas, by Ordinance No. 13-014, duly passed and approved on the 18<sup>th</sup> day of March, 2013, appointed Robert C. Richter, Jr., as Assistant City Attorney for the purpose of serving as Prosecutor of the Municipal Court of the City of Bellaire, Texas, and established the compensation for such appointment in accordance with Ordinance No. 06-093, duly passed and approved on the 4<sup>th</sup> day of December, 2006,

with an effective date of the 1<sup>st</sup> day of December, 2006, of \$347.00 per month and \$189.00 per docket.

**WHEREAS**, the City Council of the City of Bellaire, Texas, by Ordinance No. 12-045, duly passed and approved on the 1<sup>st</sup> day of October, 2012, appointed Christopher T. Gore as Deputy Assistant City Attorney for the purpose of serving as Deputy Prosecutor of the Municipal Court of the City of Bellaire, Texas, and established the compensation for such appointment in accordance with Ordinance No. 06-093, duly passed and approved on the 4<sup>th</sup> day of December, 2006, with an effective date of the 1<sup>st</sup> day of December, 2006, of \$189.00 per docket.

**WHEREAS**, the City Council of the City of Bellaire, Texas, by Ordinance No. 13-015, duly passed and approved on the 18<sup>th</sup> day of March, 2013, appointed E. Stanley Topek as Deputy Assistant City Attorney for the purpose of serving as Deputy Prosecutor of the Municipal Court of the City of Bellaire, Texas, and established the compensation for such appointment in accordance with Ordinance No. 06-093, duly passed and approved on the 4<sup>th</sup> day of December, 2006, with an effective date of the 1<sup>st</sup> day of December, 2006, of \$189.00 per docket.

**WHEREAS**, the City Council of the City of Bellaire, Texas, has now determined that an adjustment of the compensation for the Presiding Judge, Associate Judge, Prosecutor, and Deputy Prosecutors is proper and appropriate;  
**NOW, THEREFORE,**

**BE IT ORDAINED BY THE CITY COUNCIL OF THE  
CITY OF BELLAIRE, TEXAS:**

1. **THAT** the recitals set forth above are found to be true and correct.
2. **THAT** the compensation for the Presiding Judge of the Municipal Court of the City of Bellaire, Texas, shall be \$625.00 per month and \$200.00 per docket.
3. **THAT** the compensation for the Associate Judge of the Municipal Court of the City of Bellaire, Texas, shall be \$625.00 per month and \$200.00 per docket.

**4. THAT** the compensation for the Assistant City Attorney serving as Prosecutor of the Municipal Court of the City of Bellaire, Texas, shall be \$450.00 per month and \$200.00 per docket.

**5. THAT** the compensation for the Deputy Assistant City Attorney(s) serving as Deputy Prosecutor(s) of the Municipal Court of the City of Bellaire, Texas, shall be \$200.00 per docket.

**6. THAT** to the extent inconsistent with the compensation amount set forth herein for the Municipal Court Presiding Judge, Associate Judge, Assistant City Attorney/Prosecutor, and Deputy Assistant City Attorney(s)/Deputy Prosecutor(s) of the City of Bellaire, Texas, Ordinance Nos. 12-011, 12-045, 13-013, 13-014, and 13-015 are hereby amended.


**7. THAT** this Ordinance shall be effective as of the 1<sup>st</sup> day of April, 2013.

**PASSED, APPROVED and ADOPTED** this 1<sup>st</sup> day of April, 2013.


**ATTEST:**

  
*Tracy L. Dutton*  
 Tracy L. Dutton, TRMC  
 City Clerk

**SIGNED:**

  
 Philip L. Nauert  
 Mayor

**APPROVED AS TO FORM:**

  
 Alan P. Petrov  
 City Attorney

ORDINANCE NO. 82-077

AN ORDINANCE AMENDING ORDINANCE NO. 80-042 HERETOFORE PREVIOUSLY ENACTED APPOINTING ROBERT C. RICHTER, JR. ASSISTANT CITY ATTORNEY FOR THE CITY OF BELLAIRE, TEXAS, TO SERVE AS PROSECUTOR IN THE MUNICIPAL COURT OF SAID CITY, BY DELETING FROM SUCH ORDINANCE PROVISIONS RELATING TO COMPENSATION FOR SUCH SERVICES.

BE IT ORDAINED BY THE CITY COUNCIL  
OF THE CITY OF BELLAIRE, TEXAS:

1. That Ordinance No. 80-042, heretofore previously enacted by the City Council of the City of Bellaire, Texas on the 29th day of April, 1982, appointing Robert C. Richter, Jr. Assistant City Attorney for the City of Bellaire, Texas, for the purposes of serving as prosecutor in the Municipal Court of the City of Bellaire, be and the same is hereby amended by deleting from said Ordinance that portion of Section 3 thereof which reads as follows:

The compensation for the Assistant City Attorney herein appointed shall be at the rate of \$80.00 per court session for the fiscal year of 1979-1980 and shall be increased by the sum of \$10.00 for each succeeding fiscal year thereafter during the term of this appointment.

2. That all remaining terms and provisions of said Ordinance No. 80-042, including the remaining provisions of Section 3 thereof, shall continue in full force and effect during the term of the appointment as specified in said Ordinance.


PASSED and APPROVED this, the 4th day of \_\_\_\_\_

October

, 1982.

  
Mayor, City of Bellaire, Texas

ATTEST:

  
City Clerk



ORDINANCE NO. 80 042

AN ORDINANCE APPOINTING ROBERT C. RICHTER, JR. ASSISTANT CITY ATTORNEY FOR THE CITY OF BELLAIRE, TEXAS, FOR A TERM OF THREE (3) YEARS COMMENCING ON THE 30TH DAY OF APRIL, 1980, AND EXPIRING ON THE 30TH DAY OF APRIL, 1983, FOR THE PURPOSES OF SERVING AS PROSECUTOR IN THE MUNICIPAL COURT OF THE CITY OF BELLAIRE AND PROVIDING FOR HIS COMPENSATION.

BE IT ORDAINED BY THE CITY COUNCIL  
OF THE CITY OF BELLAIRE, TEXAS:

1. That Robert C. Richter, Jr. is hereby appointed Assistant City Attorney for the City of Bellaire for a term of three (3) years commencing on the 30th day of April, 1980 and expiring on the 30th day of April, 1983, for the purposes of serving as prosecutor in the Municipal Court of the City of Bellaire.

2. This appointment shall be irrevocable for the term as herein provided, however, this appointment may be terminated in the event said attorney shall cease to be a licensed attorney in the State of Texas, shall be charged or convicted of a felony or a misdemeanor involving moral turpitude or shall be guilty of wrongful conduct or malfeasance in the performance of his duties as Assistant City Attorney for the City of Bellaire.

In the event the removal of the Assistant City Attorney, as herein appointed, shall be sought, written charges specifying all of the facts and circumstances relating to the grounds for removal, as herein set out, shall be filed with the City Clerk of the City of Bellaire. The City Clerk shall immediately give notice of such filing to the Assistant City Attorney so accused and shall schedule a hearing before the City Council of the City of Bellaire, giving written notice to the complainant and the Assistant City Attorney so accused, at which time all sides shall be entitled to present witnesses and introduce such evidence as shall be material.

The City Council of the City of Bellaire shall, upon completion of said hearing, determine whether removal is justified and that adequate grounds have been proven under the terms and provisions of this Ordinance.

The decision of the City Council of the City of Bellaire shall be final, subject only to appeal to a district court in the event the City Council shall have acted capriciously or unreasonably.

3. The compensation for the Assistant City Attorney herein appointed shall be at the rate of \$ 80 00 per court session for the fiscal year of 1979-1980 and shall be increased by the sum of \$ 10 00 for each succeeding fiscal year thereafter during the term of this appointment. The Assistant City Attorney herein appointed shall have the exclusive right to prosecute in the Municipal Court of the City of Bellaire during the term of this appointment; and in the event, for any reason, he shall be unable to prosecute, then he shall designate Karla Kay Garrett to prosecute in his place.

4. In the event the appointee herein named shall, for any reason, be unable to act or resign, Karla Kay Garrett, herein simultaneously appointed, shall have the same right as herein granted to the appointee herein named, to exclusively prosecute in the Municipal Court of the City of Bellaire.

PASSED and APPROVED this, the 29th day of April, 1980.

Louise Ware  
Mayor, City of Bellaire, Texas

ATTEST:

Rona Loftin  
City Clerk

**Mayor and Council**

7008 S. Rice Avenue  
Bellaire, TX 77401



Meeting: 02/20/17 07:00 PM  
Department: Public Works  
Category: Change Order  
Department Head: Brant Gary  
DOC ID: 2159

**SCHEDULED****ACTION ITEM (ID # 2159)**

---

**Item Title:**

Consideration of and possible action on the adoption of an ordinance of the City Council of the City of Bellaire, Texas, authorizing a change order to the FY 2016 Pavement Management Project Contract with Main Lane Industries for an amount not to exceed \$275,000.00 for the purpose of addressing additional street and sidewalk point repairs and curb and gutter repairs identified in the block inspection program - Submitted by Paul A. Hofmann, City Manager.

**Background/Summary:**

The City of Bellaire has made a strong commitment to improving and maintaining the City's roadways and sidewalks. The continuous funding of the Pavement Management Program is evidence of this commitment.

The original FY 2016 Pavement Management Project Contract was awarded to Main Lane Industries for \$1,175,150 and included the removal and replacement of sections of distressed street and sidewalk pavement, curbs, and gutters. The only work left on the original scope is to install speed bumps on Valerie. There is approximately \$150,000.00 in contract capacity remaining. This capacity exists because the actual amount of point repairs estimated and bid is less than what was actually required.

The Public Works Department and the City Engineer have identified numerous areas still in need of maintenance. The City conducted a city-wide Block Inspection Program last year and identified many items in need of repair or replacement. This change order will be repair various sections of streets, sidewalks and curbs and gutters city-wide.

The Public Works Department proposes increasing the total contract amount by \$275,000.00. The \$275,000.00 in additional contract authority, plus the \$150,000.00 in the original scope provides for additional work to be completed in the amount of \$425,000.

A separate contract with the City Engineer will be executed to assist with prioritizing the identified repairs along with any design and field assistance needed. This extra engineering work should not exceed \$41,520.00, and is covered by prior project savings.

**Previous Council Action Summary:**

September 19, 2016 - Council approved Ordinance # 16-051, awarding the FY 2016 Pavement Management Project to Main Lane Industries for a total of \$1,175,150.00.

**Fiscal Impact:**

Funding for this change order will come from the CIP allocation for the FY 2016 Pavement Management Project of existing capacity and an additional allocation from existing project balance.

- FY 2016 Pavement Management Project Existing Capacity = \$ 150,000.00

|   |   |                        |
|---|---|------------------------|
| - FY 2016 Pavement Management Project Remaining Funding | = | \$ 275,000.00          |
| - FY 2016 Pavement Management Design Amount             | = | \$ 41,520.00           |
| <b>Total Funding Available</b>                          |   | <b>= \$ 466,520.00</b> |

**City Attorney Review:**

[Type yes, no, or N/A]

**Recommendation:**

The Public Works Department recommends approval of a Change Order to the FY 2016 Pavement Management contract with Main Lane Industries in the amount of \$275,000.00.

**ATTACHMENTS:**

- Ordinance - FY 2016 Pavement Management Change Order w Main Lane (DOC)
- Change Order No. 1 (PDF)
- 16-051 - SFA - Main Lane Industries - 2016 Street and Sidewalk Pavement Mgm - Ordinance (PDF)
- FY 2016 PMP Streets and Sidewalks CO 1 Memo (DOCX)





## ORDINANCE NO. 17-\_\_\_\_

**AN ORDINANCE OF THE CITY COUNCIL OF THE CITY OF BELLAIRE, TEXAS, APPROVING A CHANGE ORDER TO A CONTRACT AND AGREEMENT FOR CONSTRUCTION SERVICES BY AND BETWEEN MAIN LANE INDUSTRIES, AND THE CITY OF BELLAIRE, TEXAS, FOR CONSTRUCTION SERVICES ASSOCIATED WITH THE FY 2016 STREET AND SIDEWALK PAVEMENT MANAGEMENT PROJECT AND AUTHORIZING THE MAYOR OF THE CITY OF BELLAIRE, TEXAS, TO EXECUTE, FOR AND ON BEHALF OF THE CITY OF BELLAIRE, TEXAS, A CHANGE ORDER PROPOSAL WITH MAIN LANE INDUSTRIES FOR ADDITIONAL CONSTRUCTION SERVICES.**

**BE IT ORDAINED BY THE CITY COUNCIL OF THE CITY OF BELLAIRE, TEXAS:**

**WHEREAS**, the City Council of the City of Bellaire, Texas, heretofore previously entered into a Contract and Agreement for Construction Services (the "Contract") with Main Lane Industries. {"Main Lane"}, on September 19, 2017, for construction services associated with the FY 2016 Street and Sidewalk Pavement Management Project (the "Project") in an amount not to exceed \$1,175,150.00 (Ordinance No. 16-051); and

**WHEREAS**, the scope of the Project has been increased by the City since that time requiring additional construction services; and

**WHEREAS**, the City has proposed that the Contract should be increased in the amount of \$275,000.00 for said additional construction services and a change order proposal for such purpose, in a form as attached hereto and marked Exhibit "A";

**WHEREAS**, the City Council of the City of Bellaire, Texas, has determined that it is in the best interest of the City of Bellaire, Texas, to enter into said contract amendment proposal with Main Lane; **NOW, THEREFORE**,

**BE IT ORDAINED BY THE CITY COUNCIL OF THE CITY OF BELLAIRE, TEXAS, THAT:**

1. The recitals set forth hereinabove are true and correct.
2. The City Council of the City of Bellaire, Texas, hereby approves the change order proposal, in a form as attached hereto and marked Exhibit "A," for an increase in the amount of \$275,000.00 to the Contract for construction services associated with the Project.
3. The Mayor of the City of Bellaire, Texas, is hereby authorized to execute, for and on behalf of the City of Bellaire, Texas, said change order proposal with Main Lane.
4. Upon execution of said contract amendment proposal, the total amount paid to Main Lane for construction services associated with the Project will equal \$1,450,150.00.

**PASSED** and **APPROVED** this 20<sup>th</sup> day of February, 2017.

(SEAL)

**ATTEST:**

\_\_\_\_\_  
Tracy L. Dutton, TRMC  
City Clerk

**SIGNED:**

\_\_\_\_\_  
Andrew S. Friedberg  
Mayor

**APPROVED AS TO FORM:**

---

Alan P. Petrov  
City Attorney

## CITY OF BELLAIRE

## CHANGE ORDER

## CHANGE ORDER NO. 1

PROJECT: FY 2016 Street & Sidewalk Pavement Management Project  
 PURCHASE ORDER NO. \_\_\_\_\_ PROJECT NO.: 15-038  
 TO: Main Lane Industries, Ltd.  
 Contractor and 14115 Luthe Road  
 Address for Written Notice Houston, Texas 77039

### 1.01 DESCRIPTION OF CHANGES

#### SCOPE

Construction of items identified by the City that includes but is not limited to curb replacement, pavement point repairs, storm sewer point repairs, inlet replacement, storm sewer cleaning, & street signage repairs.

### CONTRACT CHANGE

#### AMOUNT TIME

\$ 275,000.00 180

#### JUSTIFICATION

The City recently completed a block inspection report. As part of this report, a list of items were identified that will be addressed as part of this change order.

**TOTALS** **\$ 275,000.00** **180**

### PROJECT SUMMARY

### 1.02 CONTRACT PRICE SUMMARY

|                            | DOLLAR AMOUNT   | PERCENT |
|----------------------------|-----------------|---------|
| A. Original Contract Price | \$ 1,175,150.00 | 100.00% |
| B. Previous Change Orders  | \$0.00          | 0.00%   |
| C. This Change Order       | \$ 275,000.00   | 23.40%  |
| D. Final Contract Price    | \$1,450,150.00  | 123.40% |

### 1.03 CONTRACT TIME SUMMARY

|                           | DURATION | COMPLETION DATE |
|---------------------------|----------|-----------------|
| A. Original Contract Time | 240 DAYS | July 12, 2017   |
| B. Previous Change Orders | 0 DAYS   | July 12, 2017   |
| C. This Change Order      | 180 DAYS | January 8, 2018 |
| D. Contract Time          | 420 DAYS | January 8, 2018 |

### 1.04 ACCEPTANCE BY CONTRACTOR

Contractor agrees to perform change(s) included in this Change Order for the price and time indicated. The prices for changes include all costs associated with this Change Order.

\_\_\_\_\_  
Contractor Signature and Title

\_\_\_\_\_  
Date

Attachment: Change Order No. 1 (2159 : FY 2016 Streets and Sidewalk Pavement Management Project - Change Order No. 1)

CITY OF BELLAIRECHANGE ORDER**1.05 ACCEPTANCE BY THE CITY OF BELLAIRE**

---

City Engineer

---

Date

---

City of Bellaire

---

Date

END OF DOCUMENT

Attachment: Change Order No. 1 (2159 : FY 2016 Streets and Sidewalk Pavement Management Project - Change Order No. 1)



### ORDINANCE NO. 16-051

**AN ORDINANCE OF THE CITY COUNCIL OF THE CITY OF BELLAIRE, TEXAS, AUTHORIZING THE MAYOR AND THE CITY CLERK OF THE CITY OF BELLAIRE, TEXAS, TO EXECUTE AND ATTEST, RESPECTIVELY, FOR AND ON BEHALF OF THE CITY OF BELLAIRE, TEXAS, A *STANDARD FORM OF AGREEMENT* WITH MAIN LANE INDUSTRIES, IN A FORM AS ATTACHED HERETO AND MARKED EXHIBIT "A," FOR THE PERFORMANCE AND PROVISION OF ANY AND ALL SERVICES, MATERIALS, AND EQUIPMENT NECESSARY FOR THE FY 2016 STREET AND SIDEWALK PAVEMENT MANAGEMENT PROJECT IN AN AMOUNT NOT TO EXCEED \$1,175,150.00.**

**BE IT ORDAINED BY THE CITY COUNCIL OF THE CITY OF BELLAIRE, TEXAS:**

**THAT** the Mayor and the City Clerk of the City of Bellaire, Texas, are each hereby authorized to execute and attest, respectively, for and on behalf of the City of Bellaire, Texas, a *Standard Form of Agreement* with Main Lane Industries, in a form as attached hereto and marked Exhibit "A," for the performance and provision of any and all services, materials, and equipment necessary for the FY 2016 Street and Sidewalk Pavement Management Project in an amount not to exceed \$1,175,150.00 (Bid No. 16-006, FY 2016 Street and Sidewalk Pavement Management Project).

**PASSED and APPROVED** this 19<sup>th</sup> day of September, 2016.

**ATTEST:**



*Tracy L. Dutton*  
Tracy L. Dutton, TRMC  
City Clerk

**SIGNED:**

*Andrew S. Friedberg*  
Andrew S. Friedberg  
Mayor

**APPROVED AS TO FORM:**

A handwritten signature in black ink, appearing to read 'A. Petrov', written over a horizontal line.

Alan P. Petrov  
City Attorney



# City of Bellaire

## Department of Public Works

### MEMORANDUM

TO: Paul Hofmann, City Manager

FROM: Cristin Emshoff, Special Projects Manager

DATE: February 14, 2017

SUBJECT: FY 2016 Pavement Management Program Update and FY 2016 Street and Sidewalk Change Order #1 Project

#### INTRODUCTION

The Fiscal Year (FY) 2016 budget totaled \$2,030,618 for the Pavement Management Program. These funds were allocated \$1,200,000 from METRO Revenue, \$800,000 from the General Fund for Pavement Management, and \$30,618 from carry over Capital Improvement Program funds from the previous year. This program consists of various maintenance projects to improve the overall quality of the roadway systems through repair of pavement failures and distresses. The goal is to bring the streets maintained by the City up to an acceptable level of service.

The planned expenditures and the actual bid amounts for each project in the FY 2016 Pavement Management Program are detailed in this table. The item indicated by an asterisk (\*) is what is recommended for approval in this City Council agenda item.

| <b>FY 2016 Pavement Management Project Name</b>           | <b>Planned Expenditures</b> | <b>Actual Bid Amounts</b> | <b>Contractor</b>        |
|---|-----------------------------|---------------------------|--------------------------|
| FY16 Striping   | \$100,000.00                | \$78,143.00               | One Way Striping & Signs |
| FY16 Striping Change Order#1                              |                             | \$19,535.75               | One Way Striping & Signs |
| FY16 Sealing  | \$50,000.00                 | \$41,200.00               | Pavement Doctor Corp     |
| FY16 Construction Management and Design                   | \$300,000.00                | \$285,000.00              | ARKK Engineering         |
| Pavement Evaluation                                       | \$50,000.00                 | \$46,060.00               | DTS                      |
| Evelyn's Park Underground Power Design                    |                             | \$11,000.00               | ARKK Engineering         |
| FY 2016 Street and Sidewalk                               | \$1,334,976.60              | \$1,175,150.00            | Main Lane Industries     |
| * FY 2016 Street and Sidewalk Change Order #1             | \$125,000.00                | \$275,000.00              | Main Lane Industries     |
| FY 2016 Street and Sidewalk Change Order #1 - Engineering |                             | \$41,520.00               | ARKK Engineering         |
| <b>FY 2016 TOTAL</b>                                      | <b>\$1,959,976.60</b>       | <b>\$1,972,608.75</b>     |                          |





# City of Bellaire

## Department of Public Works

### MEMORANDUM

#### AGENDA ITEM REQUEST

The item on the agenda is a recommendation to approve \$275,000 to Main Lane Industries for the FY 2016 Street and Sidewalk Change Order #1. The \$275,000 is to address additional street and sidewalk point repairs and curb and gutter repairs identified in the Block Inspection Program along with an additional \$150,000 in contract capacity for a total of \$425,000 to complete this contract. This work will require an additional 180 days to complete. The expenditures include the following areas as identified in the Block Inspection Program:

| Block Inspection Item   | Number of Locations         |
|-------------------------|-----------------------------|
| Street Point Repairs    | 11                          |
| Sidewalk Point Repairs  | 132 (estimated 20 lf each)  |
| Curb and Gutter Repairs | 2,394 (estimated 5 lf each) |

#### ADDITIONAL SERVICES NEEDED

ARKK Engineers will provide additional Construction Observation and Field Engineering Services for this additional work in the amount of \$41,520 for contractor oversight. This amount is shown in the existing FY 2016 Pavement Management Program budget as detailed in the first chart.

#### ORIGINAL SCOPE IS MOSTLY COMPLETE

The original scope of the project to remove and replace sections of distressed street and sidewalk pavement, curbs, and gutters is mostly completed with the status of each location shown below by block.

Sidewalk repairs are completed at the following locations:

|                              |                             |
|------------------------------|-----------------------------|
| 4400 Block of Lone St        | 4600 Block of Holly St      |
| 5100 Block of Locust St      | 5100-5200 Block of Palmetto |
| 5200 Block of Woodlawn Place |                             |

Street Improvements are completed at the following locations:

|                               |                               |
|-------------------------------|-------------------------------|
| 100- 400 Blocks of Mulberry   | 4500 Block of Holt            |
| 5100 Block of Linden St       | 5200-5300 Block of Grand Lake |
| 4900- 5000 Block of Maple     | 900 Block of Lenette          |
| 6300 - 7000 Block of First St | 4600 Block of Birch           |
| 500 Cascade                   |                               |

Street Improvements to be completed in the upcoming weeks:

|                        |                                   |
|------------------------|-----------------------------------|
| 5200 Block of Braeburn | 5100 Block of Valerie Speed Humps |
|------------------------|-----------------------------------|



# City of Bellaire

## Department of Public Works

### MEMORANDUM

#### UPDATE ON THE BLOCK INSPECTION PROGRAM

The Public Works Department Staff made the first run through with the Block Inspection Program last year. Assets within the right of way were collected in the field and spatially with GIS systems and reported in a list if they need to be maintained. Example items that need to be addressed include sections of pavement, curbs and gutters, sidewalks, curb ramps, driveway approaches, traffic signs and signals, manhole covers, water meter boxes and valves, and fire hydrants, among others.

An aggressive approach has been taken to address these items by Public Works Staff, Contractors or through existing programs such as the Pavement Management Program, future Capital Improvement Projects or with Maintenance funding.

This first table details items that are currently being addressed by the active FY 2015 and FY 2016 Pavement Management Projects (PMP) and the estimated completion date of them. You will notice the last three columns in this table are planned for this agenda item, the FY 2016 PMP Streets and Sidewalks Change Order #1.

| Observed Issue                    | Qty.  | Status  | Estimated Completion |
|-----------------------------------|-------|---|----------------------|
| Field Drainage Assessment Items   | 20    | In FY 2015 PMP Streets and Sidewalk Change Order #1                             | Summer 2017          |
| Street Point Repair               | 11    | In FY 2015 PMP Streets and Sidewalk Change Order #1                             | Summer 2017          |
| Sidewalk Repair (20 l.f. ea.)     | 132   | Identified in Agenda Item for FY 2016 PMP Streets and Sidewalks Change Order #1 | Fall 2017            |
| Cracked/Damaged Inlet             | 88    | Identified in Agenda Item for FY 2016 PMP Streets and Sidewalks Change Order #1 | Fall 2017            |
| Damaged/Missing Curb (5 l.f. ea.) | 2,394 | Identified in Agenda Item for FY 2016 PMP Streets and Sidewalks Change Order #1 | Fall 2017            |

The rest of the reported Block Inspection items are planned to be included in future Capital Improvement Projects with Maintenance funding and can be addressed with the Public Works Department Staff or with Contractors.



# City of Bellaire

## Department of Public Works

### MEMORANDUM

| Observed Issue                           | Qty.  | Status   | Estimated Completion   |
|--|-------|--|--|
| Manhole Cover Wording or Label Incorrect | 146   | Staff to work with the City of Houston to switch out existing lids. Include new lids in projects                             | Ongoing.   |
| Curb & Gutter-Cleaning                   | 9     | Public Works Staff Addressed   | Completed December 2016  |
| Curb & Gutter-Bird Bath                  | 1,210 | Depends on Severity. Some can be addressed with Public Works Staff, some require a Contractor with CIP or Maintenance funds. | Public Works Staff addressed all minor asphalt bird bath issues in December 2016. Others are recommended for CIP projects.   |
| Driveway-Bird Bath                       | 376   | Depends on Severity. Some can be addressed with Public Works Staff, some require a Contractor with CIP or Maintenance funds. | Public Works Staff addressed all minor asphalt bird bath issues in December 2016. Others are recommended for CIP projects.   |
| Traffic Sign Pole Issues                 | 206   | Public Works Sign Division to Address with Maintenance Funds   | 25% complete. Leaning poles are realigned instead of replaced at this time until it is determined what new pole type will be ordered with Beautification projects. |
| Traffic Signage Issues                   | 164   | Public Works Sign Division to Address with Maintenance Funds   | Ongoing. 40% complete.   |
| Fire Hydrant-Color                       | 6     | Public Works Painted with Maintenance Budget. Include Specification in Projects  | Completed December 2016  |



# City of Bellaire

## Department of Public Works

### MEMORANDUM

| Observed Issue<br>(continued)  | Qty. | Status   | Estimated Completion   |
|--------------------------------|------|--|--|
| Drainage Inlet-Cleaning        | 46   | Depends on Severity. Some can be addressed with Public Works Staff, some require a Contractor with CIP or Maintenance funds. | Ongoing. Typically addressed and monitored during rain events. |
| Drainage Inlet-Lid Surface     | 17   | Contractor; TV Issues in City Engineer Contract  | Ongoing, addressed as necessary                                |
| Drainage Inlet-Pollution Decal | 444  | Public Works Addressed. Will Continue to Address with New Projects   | Completed December 2016  |
| Wastewater Cleanout-Caps       | 48   | Address with 2016 Bond Performance Maintenance Contract  | Estimated Completion February 2018                             |
| Water Meter Issues             | 373  | Address with 2016 Bond Performance Maintenance Contract  | Estimated Completion February 2018                             |
| Tree or Vegetation-Clearance   | 776  | Development Service Code Enforcement Issues;   | Ongoing  |

**Mayor and Council**

7008 S. Rice Avenue  
Bellaire, TX 77401



Meeting: 02/20/17 07:00 PM  
Department: City Clerk  
Category: Policy  
Department Head: Tracy L. Dutton  
DOC ID: 2201

**SCHEDULED  
ACTION ITEM (ID # 2201)**

---

---

**Item Title:**

Consideration of and action to direct City Staff to coordinate with the Houston Police Department and Harris County Officials regarding a safety problem needing corrective action on a major freeway - Submitted by Roman F. Reed, Mayor Pro Tem.

**Background/Summary:**

Mayor Pro Tem Roman F. Reed has requested this agenda item to discuss and act regarding a safety problem needing corrective action on Loop 610. A number of constituents have contacted Mayor Pro Tem Reed regarding motorcycles speeding on Loop 610 through Bellaire. Mayor Pro Tem Reed personally recently observed a large group of motorcycles swerving without a care in the world for the safety of others or for the rule of law while traveling along Loop 610. This group left the gas station at the corner of Westheimer and Loop 610 and proceeded up the ramp onto Loop 610 to begin racing.

Since the problem has become more persistent and consistent, Mayor Pro Tem Reed is requesting City Council to direct City Staff to coordinate with the Houston Police Department and Harris County Officials and any other authorities at our disposal to determine appropriate corrective actions to implement to confront this criminal activity.

**Previous Council Action Summary:**

N/A

**Fiscal Impact:**

N/A at this time

**City Attorney Review:**

N/A

**Recommendation:**

Mayor Pro Tem Reed recommends City Council proactive action to direct City Staff to coordinate with the Houston Police Department and Harris County Officials to determine appropriate corrective actions to be implemented to confront this problem. We must do all we can to protect our residents from this unsafe activity BEFORE it results in a major accident and/or loss of life.