



CITY OF BELLAIRE TEXAS

MAYOR AND COUNCIL

AUGUST 7, 2017

Council Chamber

Regular Session

6:00 PM

7008 S. RICE AVENUE
BELLAIRE, TX 77401

REGULAR SESSION - 6:00 P.M.

A. Call to Order - Andrew S. Friedberg, Mayor.

Andrew S. Friedberg, Mayor, called the Regular Session of the City Council of the City of Bellaire, Texas, to order at 6:01 p.m. on Monday, August 7, 2017. The Regular Session was held in the Council Chamber, First Floor of City Hall, 7008 South Rice Avenue, Bellaire, Texas 77401-4411.

B. Announcement of a Quorum - Andrew S. Friedberg, Mayor.

Mayor Friedberg announced that a quorum of the members of the City Council was present as set forth in the table below.

Name	Title	Status
Andrew S. Friedberg	Mayor	Present
Roman F. Reed	Mayor Pro Tem	Present
Trisha S. Pollard	Council Member	Absent
Gus E. Pappas	Council Member	Present
Pat B. McLaughlan	Council Member	Present
Michael Fife	Council Member	Present
David R. Montague	Council Member	Present

Other officials present were Paul A. Hofmann, City Manager; Alan P. Petrov, City Attorney; and Tracy L. Dutton, City Clerk.

C. Inspirational Reading and/or Invocation - Gus E. Pappas, Council Member.

Gus E. Pappas, Council Member, provided the inspirational reading for the evening.

D. Pledges to the Flags - Gus E. Pappas, Council Member.

Council Member Pappas led the members of the City Council and the audience in the U.S. Pledge of Allegiance and the Pledge to the Texas Flag.

I. PUBLIC HEARING (SALE AND ABANDONMENT OF PUBLIC PROPERTY)

A. Reading of the Notice of Public Hearing - Tracy L. Dutton, City Clerk.

Tracy L. Dutton, City Clerk, read the "Notice of Public Hearing" into the record. City Clerk Dutton advised that the notice was published on July 18, 2017, in the legal notices section of the Southwest News and posted on the City's website and official bulletin board on July 18, 2017.

City Clerk Dutton also advised that the City's Code required that all abutting property owners be notified of the public hearing by letter. Notification was sent in the form of a letter to all abutting property owners at least fifteen (15) days prior to the public hearing.

B. Summary of Public Hearing Procedure - Paul A. Hofmann, City Manager.

Paul A. Hofmann, City Manager, summarized the public hearing procedure.

C. Presentation:

Presentation regarding a petition submitted by Larry and Kristina R. Forehand (the "Petitioners") for the abandonment by the City of Bellaire, Texas, of 615 square feet of vacant land located along the east property line of Wendell Street (Lot 2, Block 18) and the adjacent 2.5 feet of abandoned alley, commonly known as 4403 Wendell Street, Bellaire, Harris County, Texas, and potential subsequent sale of said 615 square feet to the Petitioners - Submitted by ChaVonne Sampson, Interim Director of Development Services; Presented by Larry and Kristina R. Forehand, Petitioners.

Kristina R. Forehand addressed City Council and indicated that she and her husband, Larry Forehand, were requesting the sale and abandonment of public property measuring 615 square feet at 4403 Wendell Street that was currently situated within the Forehands' fence line.

Ms. Forehand stated that the land in question had been in the Forehands' possession for the last seven years and was in the possession of the previous owners and the builder of the home before that. The fence, which she stated was erected by the City, had not moved since 1998 when the home was built. In addition, the Forehands had maintained the City's property inside their backyard since they had moved in and had maintained the City's property in front of the fence for the last several months. The Forehands advised that they wished to proceed with further improvements.

Ms. Forehand provided some background information regarding the property. She indicated that the home was purchased in 2010, and that the survey acceptance letter and acknowledgement form received by the Forehands described an easement that ran along the rear of the property (i.e., the easement having been quitclaimed by the City of Bellaire). The acknowledgement form made the Forehands aware that the rear fence did not follow and protruded outside of the property and encroached upon the easement, but the Forehands did not understand at that time and were not aware that the fence line on the side of their home was encroaching onto City property even though it was reflected on the survey.

In summary, Ms. Forehand advised that she recognized that the property she and her husband were asking the City to abandon was not an easement, but 615 square feet of whole property. She stated that the City had not publicly used this property in the last 19 years.

D. Public Comment.

Mayor Friedberg opened the floor for public comment on the subject of the public hearing. Noting none, he referred to and summarized a written comment received in connection with the public hearing.

Keith Bowers:

Mr. Bowers wrote strongly in support of the petition on the basis that the strip of land was currently generating no revenue for the City and was a continuing detriment to the sales value of the home. He also strongly suggested that the sales price be a minimum of \$50 per square foot as he believed the homeowner would likely realize a gain in value of \$75 per square foot and more than \$100,000 in sales value for the house and lot. Mr. Bowers concluded by citing the benefits to Bellaire and other taxing jurisdictions of increased tax revenue, which he estimated to be at least \$350 for Bellaire and \$3,500 for all taxing authorities.

Mayor Friedberg advised that a complete copy of the written comment had already been distributed to members of City Council for their consideration and was included in the formal record of the meeting.

E. Questions from the Mayor and City Council.

Mayor Friedberg opened the floor for questions of the Forehands and City Staff regarding the sale and abandonment request. Following questions, Mayor Friedberg closed the public hearing.

F. Close of the Public Hearing.

Mayor Friedberg announced that the public hearing was closed at 6:57 p.m. on Monday, August 7, 2017, and advised that oral public comment on the subject matter would no longer be received. Written comments could be submitted to the City Council prior to its final deliberation, which was anticipated to occur on Monday, August 21, 2017. The deadline for written comments was noted to be noon on Thursday, August 17, 2017. Such comments were to be submitted to the City Clerk's office for inclusion in the public record.

G. Adjourn.

Mayor Friedberg announced that the public hearing was adjourned at 6:57 p.m. on Monday, August 7, 2017.

II. REGULAR MEETING**A. Call to Order - Andrew S. Friedberg, Mayor.**

Mayor Friedberg called the Regular Meeting of the City Council of the City of Bellaire, Texas, to order at 6:57 p.m. on Monday, August 7, 2017.

B. Announcement of a Quorum - Andrew S. Friedberg, Mayor.

Mayor Friedberg announced that a quorum of the members of the City Council was present as set forth in the table below.

Name	Title	Status
Andrew S. Friedberg	Mayor	Present
Roman F. Reed	Mayor Pro Tem	Present
Trisha S. Pollard	Council Member	Absent
Gus E. Pappas	Council Member	Present

Pat B. McLaughlan	Council Member	Present
Michael Fife	Council Member	Present
David R. Montague	Council Member	Present

Other officials present were Paul A. Hofmann, City Manager; Alan P. Petrov, City Attorney; and Tracy L. Dutton, City Clerk.

C. Personal/Audience Comments.

Neil Verma:

Mr. Verma addressed City Council regarding agenda item II. E. 2. a., which was approval of a contract for a Community Pathways Plan ("Plan"). He asked City Council to consider three things when considering the contract for professional services for the Plan: 1) that the vendor took into account the \$300,000 that the City of Houston had already spent on a bike plan (with Traffic Engineers, Inc.), portions of which linked to Bellaire; 2) that the vendor took into account work done 60 years ago on a bike plan Bellaire had performed (1963); and 3) that the public involvement portion of the proposal needed to include people who would actually use the facilities if the facilities were improved.

Reference was made to the last page of the proposal, which included several reimbursable expenses on a cost plus basis, such as logistical work, materials, supplies, direct expenses, and subcontractors. Mr. Verma felt that this basis was a little misplaced and asked City Council to inquire as to why that was in the contract. Finally, he referred to a mileage reimbursement of \$0.85 per mile or \$65 per day and asked for clarification as to whether the \$65 per day was a floor or a cap.

Susan Downs:

Ms. Downs addressed City Council regarding Loftin Park. She indicated that she had recently become a frequent user of Loftin Park and had noticed some areas that could be improved, in her opinion. She suggested the installation of a sidewalk where a dirt path currently existed from the Recreation Center parking lot in to the park.

D. Reports and Presentations:

1. City Manager's Report regarding communication, field and personnel updates, calendar reminders, and notes of appreciation - Submitted by Paul A. Hofmann, City Manager.

Paul A. Hofmann, City Manager, presented the City Manager's Report ("Report") dated August 7, 2017, to members of the City Council.

At the end of the presentation, **Mayor Friedberg** opened the floor for questions of the City Manager. Following questions, Mayor Friedberg announced that the Report was concluded and continued to the next presentation on the agenda.

2. Presentation and discussion regarding the final report of the 2017 Bellaire Citizen Survey - Submitted by Mary Cohrs, Director of Library.

Mary Cohrs, Director of Library, presented the results of the final report of the 2017 Bellaire Citizens Survey to members of the City Council. She advised that the survey began on February 1, 2017, when 1,000 randomly selected households were invited to participate. Those residents not selected and wishing to provide their input were also provided a means to "opt in" and all participants

were given an opportunity for open-ended feedback.

In addition, Director Cohrs advised that preliminary findings of the 2017 Bellaire Citizens Survey were presented to the City Council on May 1, 2017. Detailed analyses of the results were subsequently completed and compiled, in the form presented to City Council in their agenda packet. The report included an Executive Summary of the general community questions and an analysis summary of the survey responses for each department. Director Cohrs also noted that the mathematical analyses had been reviewed by the professors at the University of Houston's Masters of Public Administration Program.

In conclusion, Director Cohrs stated that the real value of the survey was the creation of a benchmark for comparison with future city surveys to be conducted every two-three years.

Mayor Friedberg opened the floor for questions regarding the survey results. Following comments from the City Council, Mayor Friedberg announced that the presentation was concluded and continued to the Consent Agenda.

E. New Business:

1. Consent Agenda:

a. Adoption of Minutes:

Consideration of and possible action on the adoption of the minutes of the Regular Session of the City Council of the City of Bellaire, Texas, held on Monday, July 10, 2017 - Submitted by Tracy L. Dutton, City Clerk.

Mayor and Council - Regular Session - Jul 10, 2017 7:00 PM

b. Curfew Suspension Request for Feld Park:

Consideration of and possible action on the adoption of an ordinance of the City Council of the City of Bellaire, Texas, temporarily suspending application of Chapter 27, Streets, Sidewalks and Public Places, Section 27-95, Curfew Imposed, of the Code of Ordinances of the City of Bellaire, Texas, for the purpose of allowing the Bellaire High School Softball Boosters to host their 15th annual BBQ Fundraiser in the parking lot of Feld Park, 6406 Avenue B, Bellaire, Texas, from Thursday, August 31, 2017, through Saturday, September 2, 2017, said suspension to commence at 11:00 p.m. and terminate at 5:00 a.m. on the evenings and/or early mornings of Thursday, August 31, 2017, Friday, September 1, 2017, and Saturday, September 2, 2017 - Requested by Cheryl Bright, Assistant Director of Parks, Recreation and Facilities.

Mayor Friedberg read the captions of the two items included on the Consent Agenda and asked if any member of the City Council wished to remove either item for separate consideration. Hearing none, Mayor Friedberg entertained a motion to adopt the Consent Agenda.

Motion:

To adopt the Consent Agenda dated August 7, 2017.

{Moved by Roman F. Reed, Mayor Pro Tem, and seconded by David

R. Montague, Council Member}

RESULT:	ADOPTED [UNANIMOUS]
MOVER:	Roman F. Reed, Mayor Pro Tem
SECONDER:	David R. Montague, Council Member
AYES:	Friedberg, Reed, Pappas, McLaughlan, Fife, Montague
NAYS:	None
ABSENT:	Pollard

2. Adoption of Ordinance(s)/Resolution(s):

- a. Consideration of and possible action on the adoption of an ordinance of the City Council of the City of Bellaire, Texas, authorizing the Mayor and the City Clerk of the City of Bellaire, Texas, to execute and attest, respectively, a Contract and Agreement with HR Green Development, LLC, for the creation of a Community Pathways Plan in an amount not to exceed \$75,000.00 - Submitted by Michael Leech, Director of Public Works.

Michael Leech, Director of Public Works, introduced the agenda item to members of the City Council. He noted that there were three components to the Community Pathways Plan ("Plan") project as follows: 1) data gathering; 2) partners to be collaborated with in the development of the Plan; and 3) deliverable.

Director Leech provided an overview of the tasks to be completed within each of the three components of the Plan and the methodology used by City Staff to make a recommendation of the firm, HR Green Development, LLC, to create the Plan. He noted that the proposal amount was a "not to exceed" of \$75,000.00.

Mayor Friedberg entertained a motion to adopt the ordinance, as presented, and indicated that the floor was also open for questions and discussion.

Motion:

To adopt the ordinance, as presented, authorizing the execution and attestation of a contract and agreement with HR Green Development, LLC, for the creation of a Community Pathways Plan in the amount of \$75,000.00.

{Moved by Michael Fife, Council Member, and seconded by Gus E. Pappas, Council Member}

Members of City Council asked questions of Director Leech regarding the project. Discussion and deliberation also ensued.

Mayor Friedberg referred to a few scrivener's errors in the contract. For example, the proposed contract referred to "engineer" when it should have referred to "contractor" in a few places. After confirming no objection, Mayor Friedberg indicated that those scrivener's errors would be corrected prior to execution of the contract. Mayor Friedberg restated the motion and called for action.

RESULT:	ADOPTED [UNANIMOUS]
MOVER:	Michael Fife, Council Member
SECONDER:	Gus E. Pappas, Council Member
AYES:	Friedberg, Reed, Pappas, McLaughlan, Fife, Montague
ABSENT:	Pollard

- b. Consideration of and possible action on a recommendation from the financial advisor to the City of Bellaire, Texas, regarding the award of a bid for bonds and on the adoption of an ordinance authorizing the issuance of "\$11,580,000 City of Bellaire, Texas, General Obligation Bonds, Series 2017A"; specifying the terms and features of said bonds; pledging the levy of a continuing annual ad valorem tax upon all taxable property within the City for the payment of the principal and interest on such bonds; enacting provisions incident and related to the issuance, delivery, payment of, and security for such bonds; approving and authorizing the distribution of an Official Statement; awarding the sale of such bonds and authorizing and approving a Paying Agent/Registrar Agreement - Submitted by Terrence Beaman, Chief Financial Officer.

Terrence Beaman, Chief Financial Officer, noted that on July 10, 2017, Staff presented a recommendation to City Council to issue \$11.58 million in general obligation bonds. Those bonds were bid earlier in the day and Staff was seeking City Council's approval to award the sale to the bidder with the lowest true interest cost.

James Gilley, Financial Advisor, U.S. Capital Advisors, advised that his firm had received seven bids earlier in the day. The best bid was 2.98% for \$11.58 million submitted by UBS Financial Services, Inc.

Mayor Friedberg opened the floor for questions. Following questions, Mayor Friedberg entertained a motion to award the bid for bonds and adopt the ordinance as presented.

Motion:

To award the bid for bonds and adopt the ordinance as presented for the issuance of \$11,580,000 City of Bellaire, Texas, General Obligation Bonds, Series 2017A.

{Moved by Gus E. Pappas, Council Member, and seconded jointly by Pat B. McLaughlan and David R. Montague, Council Members}

Mayor Friedberg opened the floor for deliberation on the motion. Hearing none, he called for action on the motion.

RESULT:	ADOPTED [UNANIMOUS]
MOVER:	Gus E. Pappas, Council Member
SECONDER:	Pat B. McLaughlan, David R. Montague
AYES:	Friedberg, Reed, Pappas, McLaughlan, Fife, Montague
ABSENT:	Pollard

F. Community Interest Items from the Mayor and City Council.

Community interest items from the Mayor and City Council included expressions of thanks to Library Director Mary Cohrs for her work on the citizens survey; expression of thanks to the City for flowers sent to Council Member Fife's husband; expressions of thanks to Randall's for the nice presentations they made in support of the City's first responders and the parks; expressions of thanks to Staff for the recent board and commission training; and expressions of thanks to the City's recent "Mayor for the Day," seven-year old Chloe Copeland.

G. Adjourn.

Mayor Friedberg announced that the Regular Session of the City Council of the City of Bellaire, Texas, was adjourned at 8:10 p.m. on Monday, August 7, 2017.

Larry N. Forehand
 4401 Wendell St.
 Bellaire, TX 77401
 713/201-4128 cell
 832/519-9589 home

CITY OF BELLAIRE
 RECEIVED
 MAR 16 2017
 DEVELOPMENT SERVICES

March 13, 2017

The Honorable Andrew S. Friedberg, Mayor of Bellaire
 and Members of the Bellaire City Council
 Bellaire City Hall
 7008 South Rice Avenue
 Bellaire, TX 77401

Dear Mayor Friedberg and Members of City Council,

My name is Larry Forehand, and along with my wife, Kristi, and our children, we own the property at 4401 Wendell Street, which we moved into in July of 2010. At our closing, although we had been provided a survey of our property and there was mention of the fence encroaching on an easement, it was not pointed out to us that 615 square feet of City property resides inside the fence line. We also had been misinformed by the seller and their realtor, that the City property next to us was a "water lift station", not a sewage pump station (which we learned six months after we moved in when a sewer smell was not controlled). Regrettably, we learned some very valuable real estate lessons, but had we been made aware of these issues, we most surely would not have bought the property.

We had previously requested a public hearing, but had stopped the process and are now ready to proceed. We have independently had two appraisals done on the 615 square feet of property. One appraisal by the City approved appraisal company, Torres and Associates, priced the land inside our fence line at \$35,000. His valuation was based on sale comparables of vacant lots in our area, but we dispute his valuation because there were no concessions made to property being located on or next to sewer property, nor that the land in question is unmarketable to the general public for building use.

The second appraisal was done by the George Kahle Group, and his valuation was based on the 615 feet of land being industrial property. The value in his appraisal on the square footage came to \$19,000.

Our home was built by the previous owners in 1991, and the property in question has been inside that fence line since then. We are asking that the City abandon this property to us. In return, we will offer to maintain the City property in front of their fence on the street side in

the same manner we maintain our own property. On a weekly basis, it will be mowed, edged and blown free of leaves and debris. We will also maintain the landscaping around the trees in the middle of the City property. The reason I am proposing this, is because the City does a poor job of maintaining this property which adds to the devaluation of a sewage lift station to the residential properties around it. On each side of the lift station you have homes valued at \$850,000 and immediately across the street, a property valued at \$1.5 Million.

Attached are photos of the City's property in different stages. Photos #1 and #2 are of the property prior to an attempt by the City to beautify the lift station. Photographs #3 and #4 are the results of the beautification effort and photo #5 is how the property looks today.

Inside the 615 feet of square footage in question, the City has a tree and the root system of that tree is threatening our foundation and needs to be removed or addressed before it causes foundation problems to our home. Also, the fence dividing the property is in need of significant repairs and replacement.

On a positive note, I would like to thank the individuals within our Public Works Department who oversee the lift station. The few times a sewer smell has arisen from the lift station, a call to Public Works results in a response within hours. The gentlemen who service the station are genuinely kind, warm and friendly and reflect well on the City.

Thank you so much to all of you for consideration in regards to this situation and I respectfully hope we can come to an agreement amenable to all.

Sincerely,

Larry N. Forehand

Properties in Regards to the Petition from:

LARRY N. FOREHARD and KRISTINA L. REINERTSEN-FOREHAND

City of Bellaire Lift Station Property in the 4400 Block of Wendell St., (south side of the street) and **4401 Wendell St.;**

(Lot One (1), in Block Eighteen (18), in SOUTHDAL, an addition in Harris County, Texas; according to the map or plat

recorded in Volume 7, Page 40 of the Map Records of the Harris County, Texas, together with the adjoining two and one half

feet (2 & 1/2) of the abutting five (5) foot abandoned alley quitclaimed by the City of Bellaire to the abutting property owners

by Ordinance No. 95-004 and Quitclaim Deed to Fee Estate dated February 6, 1995, filed for record under Harris County

Clerk's File No(s). R309009 and S228250.)

Comparable One:

124 White Drive, Bellaire, Texas - Interior single family home lot fronting White Street one half block north of Bellaire Boulevard, however, backing to the Loop 610 west northbound feeder road. Considered overall similar to the subject in terms of location, frontage, size, topography, flood zone, etc. It is adjusted downward for date of sale, shape and easements. It is eleven blocks northwest of the subject.

Comparable Two:

126 White Drive, Bellaire, Texas – Also an interior single family home lot fronting White Street one half block north of Bellaire Boulevard, next to Sale One and backing to the Loop 610 west northbound feeder road. Also considered overall similar to the subject in terms of location, frontage, size, topography, flood zone, etc. It is adjusted downward for date of sale, shape and easements. It is also eleven blocks northwest of the subject.

Comparable Three:

4408 Edith, Bellaire, Texas – This is a corner single family home lot fronting Edith Street eleven blocks south of the subject and one block north of the Bellaire city limits. Also considered overall similar to the subject in terms of location, however, it fronts the city sewer plant which is considered a detriment, however it is similar in topography, flood zone, etc. It is adjusted downward for date of sale, shape and easements.

Comparable Four:

4404 Edith, Bellaire, Texas – This is an interior single family home lot fronting Edith Street eleven blocks south of the subject and one block north of the Bellaire city limits. Also considered overall similar to the subject in terms of location, however, it fronts the city sewer plant which is considered a detriment. It is similar in topography, flood zone, etc. It is adjusted downward for and easements But adjusted upward for inferior frontage.

In order to estimate a market value for the subject, comparable sales of land were utilized within the city of Bellaire that were considered most comparable to the subject.

Based on the above stated research and information, we have estimated the market value for the subject 615 feet located adjacent to 1401 Wendell Street, Bellaire, Texas as of July 24, 2016, the date of inspection, via the Sales Comparison Approach, to be \$19,000.

NINETEEN THOUSAND DOLLARS

Wendell Street Lift Station Land

Price per Square Foot

ELEMENT	Sale #1	Sale #2	Sale #3	Listing
Sales Price:	\$ 185,000	\$ 175,000	\$ 160,000	\$ 249,900
Size:	4,100	3,860	5,127	5,127
Unit Price	\$ 45.12	\$ 45.34	\$ 31.21	\$ 48.74
Property Rights:				
Comparison:	Fee Simple	Fee Simple	Fee Simple	Fee Simple
Adjustment:	0%	0%	0%	0%
Adjusted P/SF:	\$ 45.12	\$ 45.34	\$ 31.21	\$ 48.74
Financing:				
Comparison:	Similar	Similar	Similar	Similar
Adjustment:	0%	0%	0%	0%
Adjusted P/SF:	\$ 45.12	\$ 45.34	\$ 31.21	\$ 48.74
Conditions of Sale:				
Comparison:	Similar	Similar	Similar	Listing
Adjustment:	0%	0%	0%	-15%
Adjusted P/SF:	\$ 45.12	\$ 45.34	\$ 31.21	\$ 41.43
Date of Sale:				
Comparison:	Superior	Superior	Superior	Similar
Adjustment:	-5%	-5%	-5%	0%
Adjusted P/SF:	\$ 42.87	\$ 43.07	\$ 29.65	\$ 41.43
Location:	0%	0%	0%	0%
Frontage:	0%	0%	5%	5%
Size:	0%	0%	0%	0%
Corner/2Street:	0%	0%	-5%	0%
Shape:	-15%	-15%	-15%	-15%
Topography:	0%	0%	0%	0%
Utilities:	0%	0%	0%	0%
Zoning/Easements:	-10%	-10%	-10%	-10%
Flood Plain:	0%	0%	0%	0%
Improvements:	0%	0%	0%	0%
Total Adjustments:	-25%	-25%	-25%	-20%
Indicated Value:	\$ 32.15	\$ 32.30	\$ 22.24	\$ 33.14
Mean:	\$29.96			
Median:	\$32.23			

Value: \$31.00 Per Square Foot

\$31.00 X 615 Square Feet = \$19,065, say: \$19,000




#1



#2







**THE GEORGE KAHLE GROUP
APPRAISERS/CONSULTANTS/LITIGATION SUPPORT
1301 REGENTS PARK, SUITE 201
HOUSTON, TEXAS 77058
OFFICE (281) 286-1580 - FAX (281) 286-0972
George F. (Jeff) Kahle, President**

July 27, 2016

Mr. Larry Forehand
4401 Wendell Street
Bellaire, Texas 77401

CITY OF BELLAIRE
RECEIVED

MAY 18 2017

DEVELOPMENT SERVICES

Restricted Use Report

Intended User: My client, Mr. Larry Forehand

This Report is prepared under USPAP guidelines for a Restricted Use Valuation Estimate, (*Restricted Use*) restricts the utilization of this report to the herein named (*Intended User*) and no other parties. Use of this report by any third parties is not authorized

We have been asked to estimate the Market Value of a 615 square foot strip of land located on the west line of 4401 Wendell Street, Bellaire, Texas, as of July 14, 2016. Four comparable sales were utilized from the area, compared them to the subject and adjusted them accordingly.

We have been asked to render an opinion of the market value of above stated subject property, I have inspected the property, surrounding facilities and researched documents pertaining to them. I have also researched the greater Houston area for possible comparable properties recently sold.

DEVELOPMENT AND REPORTING PROCESS:

This report is classified as a "restricted" appraisal, restricted to the client's use only. The report may be somewhat limited in scope and may not be construed as a complete appraisal analysis. It is an opinion of value of the subject property listed above.

In preparing this report, the appraiser inspected the subject property. Further, information was gathered on the subject neighborhood and surrounding areas. This is a Restricted Report which is intended to comply with the reporting requirements set forth under standard rule 2-2 of the Uniform Standards of Appraisal Practice for the Restricted Report. As such, it does not include full discussion of the data, reasoning and analysis that were used in the appraisal process to develop the appraiser's opinion of value. Supporting documentation is retained in the appraiser's file. The information retained in this report is specific to the needs of the client and is for the intended use stated in this report. The appraiser is not responsible for unauthorized use of this report.

Although the analysis, methodology and research conform to the Uniform Standards of Professional Appraisal Practice, the resulting report may not contain all the items necessary to meet certain criteria for lending purposes. To the best of our knowledge, this report conforms to the generally accepted standards of the Appraisal Standards Board.

Assumptions and Limiting Conditions

1. This appraisal covers the property as described in this report, and the areas and dimensions as shown herein are assumed to be correct.
2. The appraiser assumes no responsibility for matters legal in nature affecting the property appraised or the title thereto, nor does the appraiser render any opinion as to the title, which is assumed to be good and marketable. The property is appraised as though under responsible ownership.
3. The property is appraised as though free and clear, under responsible ownership and competent management. All existing liens and encumbrances have been disregarded.
4. The appraiser has made no survey of the property and assumes no responsibility in connection with such matters. Any sketch or identified survey of the property included in this report is only for the purpose of assisting the reader to visualize the property.
5. The Appraiser assumes no responsibility for determining if the property lies within a flood hazard area and its consequences to the property. It is advised that a Topographic Survey be obtained and local officials be contacted.
6. The value is reported in dollars on the basis of the currency prevailing at the date of the appraisal and the value estimate is valid only as of the date of the appraisal.
7. The appraiser has no present or contemplated interest in the property.
8. Compensation for making this study is in no manner contingent upon the value reported.
9. The appraiser is not required to give testimony or attendance in court by reason of this appraisal unless arrangements have been previously made.

In the event this report is placed in the hands of anyone other than the addressed client, the client shall then make any such other party aware of these assumptions and limiting conditions. In no way shall the appraiser be or become responsible for any costs incurred to discover or correct any deficiencies known to exist or yet to be found to be existing or inherent in the property, including but not limited to physical, financial, and/or legal.

Client agrees to provide all legal defense and to hold the appraiser harmless in the event a lawsuit is brought by a lender, partner or part owner in any form of ownership, tenant, or any

Assumptions and Limiting Conditions - Continued

other third party. Client will hold appraiser harmless from any and all awards, settlements of any type in such suit, regardless of outcome. No post appraisal consultation with client or third parties except under separate and special arrangement and at additional fee

The appraiser or those assisting in preparation of the report will not be asked or required to give testimony in court or hearing because of having made the appraisal, in full or in part.

If testimony or deposition is required because of any subpoena, the client shall be responsible for any additional time, fees, and charges regardless of issuing party.

10. The appraiser assumes that there are no hidden or apparent conditions of the property, subsoil, or structures, which would render it more or less valuable. The appraiser assumes no responsibility for such conditions, or for engineering which might be required to discover such factors.
11. Unless otherwise stated in this report, without limitation, communicable diseases from present or former occupants, the existence of potentially hazardous toxic material, such as the presence of area formaldehyde foam insulation, asbestos fibers, radon and/or the existence of other toxic material, which may or may not be present on the property is not the responsibility of the appraiser.

Any tests, data or reports furnished for any appraisal concerning environmental studies are not the responsibility of the appraiser. Any discovery of defects in the soil or on the site subsequent to the appraisal date may render the real property lesser in value.

Any environmentally hazardous condition not called to the attention of the appraiser nor which the appraiser became aware of during the appraisers inspection, are not the responsibility of the appraiser.

The appraiser is not qualified to detect environmental problems, hazardous conditions and or substances and the user of the report is urged to retain an expert in the field if so desired.

12. The Americans with Disabilities Act ("ADA") became effective January 26, 1992. We have not made a specific compliance survey and analysis of this property to determine whether or not it is in conformity with the various detailed requirements of the ADA. It is possible that a compliance survey of the property, together with a detailed analysis of the requirements of the ADA, could reveal that the property is not in compliance with one or more of the requirements of the Act. If so, this fact could have a negative effect upon the value of the property. Since we have no direct evidence relating to this issue, we did not consider possible non-compliance with the requirements of ADA in estimating the value of the property.

Assumptions and Limiting Conditions - Continued

13. The mechanical equipment, if applicable, is assumed to be in working condition. The appraiser has conducted no test of the mechanical equipment and therefore makes no warranty of said equipment.
14. Information, estimates, and opinions furnished to the appraiser and contained in the report were obtained from sources considered reliable and believed to be true and correct. However, no responsibility for accuracy of such items furnished to the appraiser can be assumed by the appraiser.
15. On all Appraisals subject to satisfactory completion of repairs, or alterations, the appraisal report and value conclusion are contingent upon completion of the improvements in a workmanlike manner.
16. The allocation of total value to land or buildings, as shown in this report, is invalidated if used separately in conjunction with any other appraisal.
17. Disclosure of the contents of the appraisal report is governed by the By-Laws and Regulations of the Appraisal Institute.
18. One (or more) of the signatories of this appraisal report is a member (or candidate) of the Appraisal Institute. The By-Laws and Regulations of the Institute require each member and candidate to control the use and distribution of each appraisal report signed by such member or candidate. Therefore, except as herein after provided, the party for whom this appraisal report was prepared may distribute copies of this appraisal report, in its entirety, to such third parties as may be selected by the party for whom this appraisal report was prepared; however, portions of this appraisal report shall not be given to third parties without prior written consent of the signatories of this appraisal report. Further, neither all nor any part of this appraisal report shall be disseminated to the general public by the use of advertising media, public relations media, news media, sales media or other media for public communication without the prior written consent of the signatories of this appraisal report.
19. The following statements represent official policy of the Appraisal Institute with respect to the neighborhood analysis and the appraisal of residential real estate:
 - a. It is improper to base a conclusion or opinion of value upon the premise that the racial, ethnic, or religious homogeneity of the inhabitants of an area or of a property is necessary for maximum value.
 - b. Racial, religious, and ethnic factors are deemed unreliable and predictors of value trends or price variance.
 - c. It is improper to base a conclusion or opinion of value, or a conclusion with respect to neighborhood trends, upon stereotyped or biased presumptions relating to race, color, religion, sex or national origin or upon unsupported presumptions related to.

Assumptions and Limiting Conditions - Continued

the effective age or remaining life expectancy of the neighborhood in which it is located

- d. Any income projections and expenses forecast into the future are an estimate only and are not to be considered as definite predictions of future capabilities of the subject.
- 20. The use of this report is subject to the requirements of the Appraisal Institute relating to the review by its duly authorized representatives.
- 21. The analysis, opinions, and conclusions were developed, and this report has been prepared, in conformity with the rules of the Texas Real Estate Commission and the uniform Standards of Professional Appraisal Practice.
- 22. It is agreed by all parties that the report is to be reviewed by the client/user within 30 days and, if corrections are to be made, the full report and all of the copies will be returned to the appraiser immediately for corrections.

Intended Use:

Estimate Market Value

Intended User:

Mr. Larry Forehand

Statement of Appraiser's Certification:

The statements of fact contained in this report are true and correct.

The reported analyses, opinions, and conclusions are limited only by the reported assumptions and limiting conditions, and are my personal, unbiased professional analyses, opinions and conclusions.

I have no (or the specified) present prospective interest in the property that is the subject of this report, and I have no (or the specified) personal interest or bias with respect to the parties involved.

I have no bias with respect to the property that is the subject of this report or to the parties involved with this assignment.

My engagement in this assignment was not contingent upon developing or reporting predetermined results.

My compensation for completing this assignment is not contingent upon the development or reporting of a predetermined value or direction in value that favors the cause of the client, the amount of the value opinion, the attainment of a stipulated result, or the occurrence of a subsequent event directly related to the intended use of this appraisal.

My analyses, opinions and conclusions were developed, and this report has been prepared in conformity with the Uniform Standards of Professional Appraisal Practice.

I ☒ have or ☐ have not made a personal inspection of the property that is the subject of this report.


No one provided significant real property appraisal assistance to the person signing this certification.

This appraisal report sets forth all of the limiting conditions (imposed by the terms of my assignment or by the undersigned) affecting the analyses, opinions, and conclusions contained in this report.

I have not previously appraised the subject property.

No hazardous materials were observed on the subject property during the inspection.

In arriving at the analyses, conclusions and opinions concerning real estate contained in this appraisal report, I consulted with various, Real Estate Brokers, Agents, Appraisers and building contractors and hereby acknowledge the professional contribution to the analyses, conclusions, and opinions concerning real estate set forth in this report.



George F. Kahle
The George Kahle Group
State Certified General Real Estate Appraiser
TX-1325255-G Expires 06/30/17

As previously stated, the subject property was recently inspected by the appraiser. The specific subject property is located on the south line of Wendell Street and west line of 4401 Wendell Street, Bellaire, Texas.

The subject property is part of a subdivision lot that is being used to house a sanitary lift station operated by the City of Bellaire (Lot 2, Block 18, Southdale). It represents the east line of the tract and has been fenced in by the property at 4401 Wendell. Due to the fact the lift station operates fine without it, the city has not executed plans to reclaim it. Our client wishes to purchase the property from the city.

All three approaches to value, the Cost Replacement, Sales Comparison and Income Approaches were considered in this analysis, however, due to the fact the subject is effectively unimproved land, the Sales Comparison Approach (Land) is considered the only approach applicable.

The Sales Comparison is the only applicable approach to estimate a market value for the subject, therefore, market adjustment grid follows with information on the comparables sales used in the report as well as a rental adjustment grid showing adjustments of area leased properties as compared to the subject.

The subject is to be appraised as a single entity with the intension of assembling it (legally) to the adjoining tract located at 4401 Wendell. Being next door to an active lift station is considered a detriment to marketability compared to sites in Bellaire that are not. For this reason a negative adjustment should be utilized when comparing the subject land to standard land sales within the city.

Rather than estimate an adjustment that would be appropriate we have utilized several sales of effectively vacant lots that have sold within the City of Bellaire that have had external detriments negatively affect their marketability.

INCOME APPROACH

The subject is currently an irregular shaped strip of land adjacent to a City of Bellaire lift station. In order to estimate a value via the Income Approach, a market rent must therefore be established for the property. As stated in the previous section of this report, there are similar type properties within the City of Bellaire that have similar detriments to marketability, however, no lease information was found for land properties of this type, therefore, the Income approach is not considered applicable.


Reconciliation:

The subject is valued in this report utilizing one of the three standard approaches in estimating market value i.e. the Sales Comparison Approach. The Cost Replacement and Income Approaches were not utilized due to the subject being a highly irregular vacant tract of land.

Based on the above stated conclusion of the Sales Approach, we have estimated the market value of the subject property, Real Estate only, as of the date of inspection, to be: **\$19,000.**

NINETEEN THOUSAND DOLLARS

Respectively,



George F. Kahle
Texas State Certified Appraiser
TX-1325255-G


Texas Appraiser Licensing and Certification Board

P.O. Box 12188 Austin, Texas 78711-2188


Certified General Real Estate AppraiserNumber: **TX 1325255 G**Issued: **07/07/2015**Expires: **06/30/2017**Appraiser: **GEORGE FRANK KAHLE III**

Having provided satisfactory evidence of the qualifications required by the Texas Appraiser Licensing and Certification Act, Texas Occupations Code, Chapter 1103, is authorized to use this title, Certified General Real Estate Appraiser.



Douglas E. Oldmixon
Commissioner




SUBJECT LAND LOOKING NORTH TO WENDELL. RIGHT IS 4401 WENDELL, LEFT IS THE LIFT STATION LOT.



SUBJECT LAND LOOKING SOUTH TO REAR OF LOT. 4401 WENDELL IS LEFT, LIFT STATION LOT IS RIGHT



REAR YARD OF 4401 WENDELL LOOKING WEST SHOWING THE REAR OF THE
SUBJECT INCLUDING THE ALLEY TAKING AT FAR LEFT



SUBJECT TRACT SHOWN LEFT AND LIFT STATION TRACT TO THE RIGHT OF IT.
LOOKING SOUTH FROM WENDELL STREET.



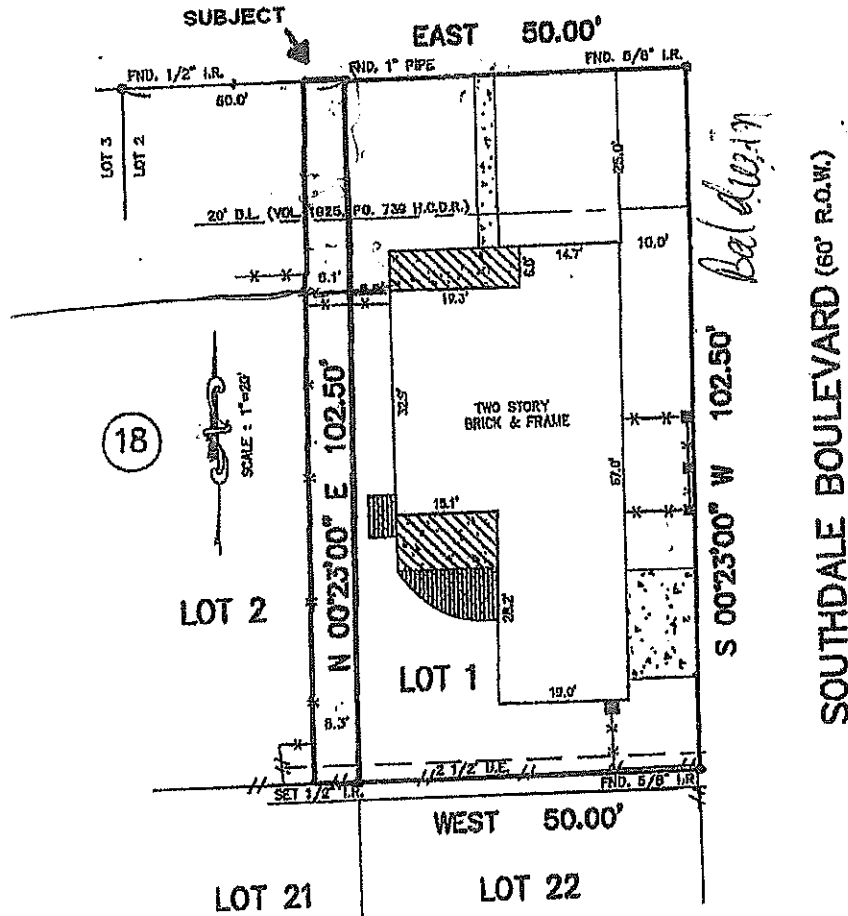
4101 WENDELL LOOKING EAST. SUBJECT IS FRONT AND RIGHT



LOCATION OF LIFT STATION BEHIND ENTRY GATE LOOKING SOUTH, SUBJECT IS LEFT.

SURVEY

WENDELL STREET (60' R.O.W.)



Torres & Associates Real Estate Appraisers and Consultants

Wendell Street Lift Station Land

Price per Square Foot

	Sale #1	Sale #2	Sale #3	Listing
ELEMENT	=	=	=	=
Sales Price:	\$ 185,000	\$ 175,000	\$ 160,000	\$ 249,900
Size:	4,100	3,860	5,127	5,127
Unit Price	\$ 45.12	\$ 45.34	\$ 31.21	\$ 48.74
	=	=	=	=
Property Rights:				
Comparison:	Fee Simple	Fee Simple	Fee Simple	Fee Simple
Adjustment:	0%	0%	0%	0%
Adjusted P/SF:	\$ 45.12	\$ 45.34	\$ 31.21	\$ 48.74
	=	=	=	=
Financing:				
Comparison:	Similar	Similar	Similar	Similar
Adjustment:	0%	0%	0%	0%
Adjusted P/SF:	\$ 45.12	\$ 45.34	\$ 31.21	\$ 48.74
	=	=	=	=
Conditions of Sale:				
Comparison:	Similar	Similar	Similar	Listing
Adjustment:	0%	0%	0%	-15%
Adjusted P/SF:	\$ 45.12	\$ 45.34	\$ 31.21	\$ 41.43
	=	=	=	=
Date of Sale:				
Comparison:	Superior	Superior	Superior	Similar
Adjustment:	-5%	-5%	-5%	0%
Adjusted P/SF:	\$ 42.87	\$ 43.07	\$ 29.65	\$ 41.43
	=	=	=	=
Location:	0%	0%	0%	0%
Frontage:	0%	0%	5%	5%
Size:	0%	0%	0%	0%
Corner/2Street:	0%	0%	-5%	0%
Shape:	-15%	-15%	-15%	-15%
Topography:	0%	0%	0%	0%
Utilities:	0%	0%	0%	0%
Zoning/Easements:	-10%	-10%	-10%	-10%
Flood Plain:	0%	0%	0%	0%
Improvements:	0%	0%	0%	0%
	=	=	=	=
Total Adjustments:	-25%	-25%	-25%	-20%
	=	=	=	=
Indicated Value:	\$ 32.15	\$ 32.30	\$ 22.24	\$ 33.14
	=	=	=	=

Mean: \$29.96
Median: \$32.23

Value: \$31.00 Per Square Foot

\$31.00 X 615 Square Feet = \$19,065, say: \$19,000

Comparable One:

124 White Drive, Bellaire, Texas - Interior single family home lot fronting White Street one half block north of Bellaire Boulevard, however, backing to the Loop 610 west northbound feeder road. Considered overall similar to the subject in terms of location, frontage, size, topography, flood zone, etc. It is adjusted downward for date of sale, shape and easements. It is eleven blocks northwest of the subject.

Comparable Two:

126 White Drive, Bellaire, Texas - Also an interior single family home lot fronting White Street one half block north of Bellaire Boulevard, next to Sale One and backing to the Loop 610 west northbound feeder road. Also considered overall similar to the subject in terms of location, frontage, size, topography, flood zone, etc. It is adjusted downward for date of sale, shape and easements. It is also eleven blocks northwest of the subject.

Comparable Three:

4408 Edith, Bellaire, Texas - This is a corner single family home lot fronting Edith Street eleven blocks south of the subject and one block north of the Bellaire city limits. Also considered overall similar to the subject in terms of location, however, it fronts the city sewer plant which is considered a detriment, however it is similar in topography, flood zone, etc. It is adjusted downward for date of sale, shape and easements.

Comparable Four:

4404 Edith, Bellaire, Texas - This is an interior single family home lot fronting Edith Street eleven blocks south of the subject and one block north of the Bellaire city limits. Also considered overall similar to the subject in terms of location, however, it fronts the city sewer plant which is considered a detriment. It is similar in topography, flood zone, etc. It is adjusted downward for and easements But adjusted upward for inferior frontage.

In order to estimate a market value for the subject, comparable sales of land were utilized within the city of Bellaire that were considered most comparable to the subject.

Based on the above stated research and information, we have estimated the market value for the subject 615 feet located adjacent to 1401 Wendell Street, Bellaire, Texas as of July 24, 2016, the date of inspection, via the Sales Comparison Approach, to be \$19,000.

NINETEEN THOUSAND DOLLARS

APPRAISAL OF REAL PROPERTY

615 sf of vacant land located
along the east south line of Wendell Street,
aka the east 6 feet of lot 2, block 18 & adjacent 2.5 feet of abandoned alley
Bellaire, Harris County, Texas

AS OF

October 7, 2015

PREPARED FOR

John McDonald
Director of Community Development
City of Bellaire, Texas
7008 S Rice Ave
Bellaire, Tx 77401

PREPARED BY

Torres & Associates
Real Estate Appraisers and Consultants
2103 Woods Court
Pearland, Texas 77581

T

Torres & Associates

October 7, 2015

Mr. John McDonald
Director of Community Development
7008 S Rice Ave
Bellaire, Tx 77401

Reference: 615 sf of vacant land located along the south line of Wendell St, Bellaire, aka the east 6 feet of lot 2, block 18 & adjacent 2.5 feet of abandoned alley ,Harris County, Texas

Dear Mr. McDonald,

This is a restricted appraisal report which is intended to comply with the reporting requirements set forth under Standards Rule 2-2 (c) of the Uniform Standards of Professional Appraisal Practice for a restricted appraisal report. As such, it presents minimal discussion of the data, reasoning, and analysis that were used in the appraisal process to develop the appraiser's opinion of value. Supporting documentation concerning the data, reasoning, and analysis is retained in the appraiser's file. The depth of discussion contained in this report is specific to the needs of the client and for the intended use stated below. The appraiser is not responsible for unauthorized use of this report.


The accompanying appraisal report conforms with our interpretation of the Code of Professional Ethics and Uniform Standards of Professional Appraisal Practice of the Appraisal Institute (USPAP). This appraisal has also been prepared in conformance with Title XI of the Financial Institution Reform, Recovery and Enforcement Act of 1989 (FIRREA) and the Office of the Controller of Currency.

As a result of the examination and study made, it is our opinion the "as is" market value of the subject property in fee simple estate, as of October 7, 2015 is:

\$35,000

We certify that we have no interest, present or proposed in the subject property, that the estimate herein has been reached after a careful study, investigation, analysis and interpretation of the pertinent data, and that our fee is in no way contingent upon the value conclusion.

Respectively submitted:



Celso Torres
TX-1327350-R

SUMMARY OF SALIENT FACTS

CLIENT:	Mr. John McDonald Directory of Community Development City of Bellaire 7008 S Rice Blvd Bellaire, Texas 77401
APPRAISER:	Torres & Associates Real Estate Appraisers & Consultants 2103 Woods Court Pearland, Tx 77581
SUBJECT:	615 sf of vacant land located along the south line of Wendell St, Bellaire, aka the east 6 feet of lot 2, block 18 & adjacent 2.5 feet of abandoned alley ,Harris County, Texas.
PURPOSE OF THE APPRAISAL:	To estimate the “as is” market value of the subject property.
INTENDED USE AND USER OF REPORT:	For the sole purpose of assisting the client, The City of Bellaire, as it relates to negotiations with Larry & Kristina Forehand, to purchase said land
INTEREST VALUED: “As Is” Value:	Fee simple estate
EFFECTIVE DATE OF VALUE:	October 7, 2015
DATE OF REPORT:	October 7, 2015

APPRAISAL DEVELOPMENT AND REPORTING PROCESS:

In preparing this appraisal, the appraiser inspected the subject site and gathered information from the subject’s neighborhood. One approach to value was used, the sales comparison approach – land only. A recent survey provided the dimensions for the subject property. Additional information was extracted from the Harris County Appraisal District, and the physical inspection of the property.

The subject is the east 6 feet of lot 2, block 18 & adjacent 2.5 feet of abandoned alley. It contains 615 square feet of land. The subject is located within the 100 year flood zone. At present the entire site facilitates a public lift station. The decrease in lot width does not adversely affect the functional utility of the site for its present use.

Because the site is 6 feet wide and 102.5 feet deep, it is not a viable developable tract. Further, it is unlikely that 615 sf tracts of vacant land frequently sell on the open market. In this case, effectively vacant land sales are utilized to determine market value. The market value of the subject site is consistent with its positive marketable impact on 4401 Wendell St, Bellaire, Tx.

REAL ESTATE APPRAISED:

615 sf of vacant land located along the south line of Wendell St, Bellaire, aka the east 6 feet of lot 2, block 18 & adjacent 2.5 feet of abandoned alley, Harris County, Texas.

LEGAL DESCRIPTION:

East 6 feet of lot 2, block 18 & adjacent 2.5 feet of abandoned alley, Harris County, Texas.

**HISTORY OF THE
SUBJECT PROPERTY:**

As per public data, the subject has not been involved in a market transaction within the past three years.

HIGHEST AND BEST USE:

As Vacant:

Residential

CONCLUDED VALUE:

“As Is” Market Value is not less than:

\$35,000

**ESTIMATED MARKETING TIME
OF ENTIRE SITE:**

Within 3 months

**ESTIMATED EXPOSURE TIME
OF ENTIRE SITE:**

Within 3 months

DEFINITION OF MARKET VALUE

The current economic definition of market value can be stated as follows:

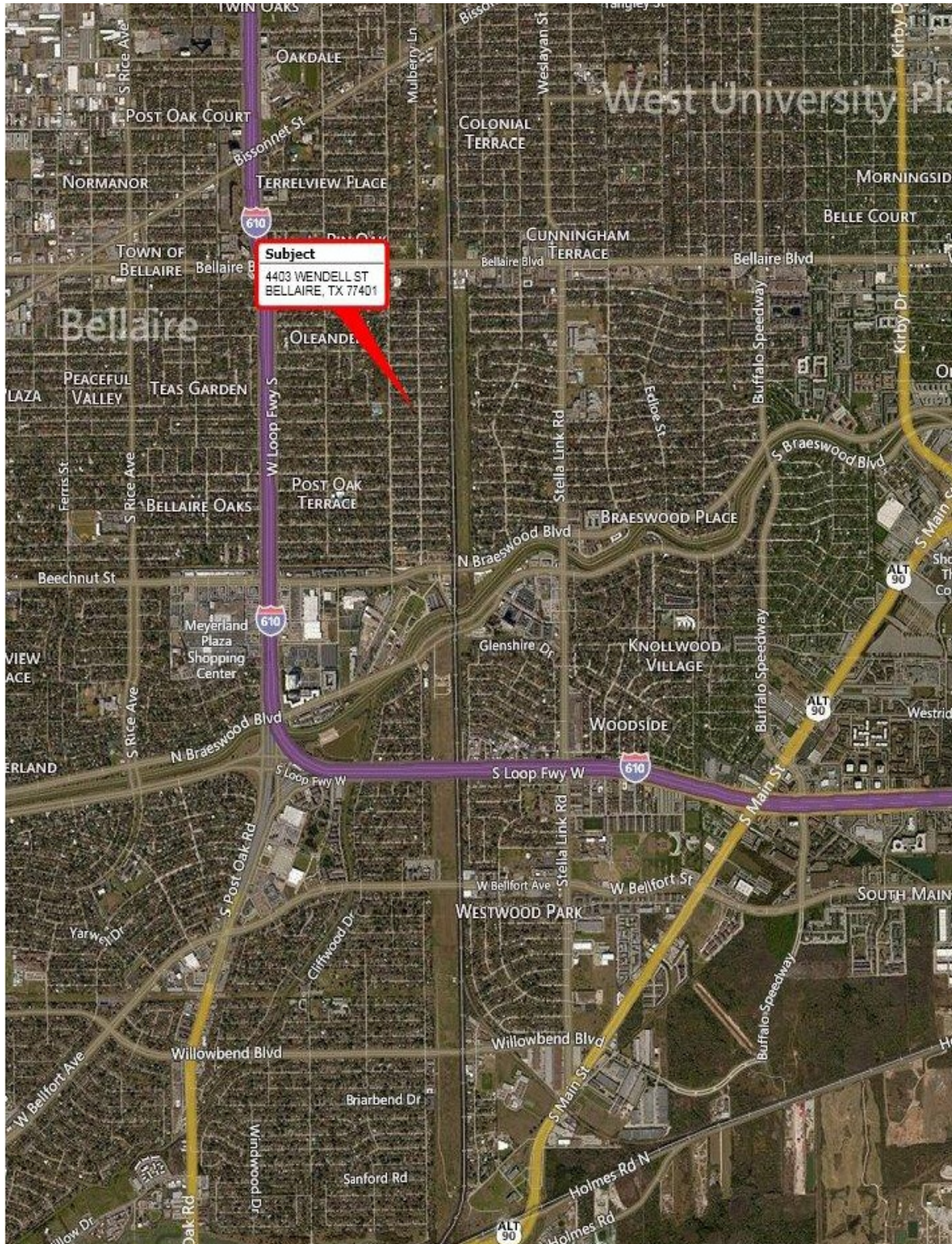
The most probable price which a property should bring in a competitive and open market under all conditions requisite to a fair sale, the buyer and seller, each acting prudently, knowledgeably and assuming the price is not affected by undue stimulus. Implicit in this definition is the consummation of a sale as of a specified date and the passing of title from seller to buyer under conditions whereby:

- a. buyer and seller are typically motivated;
- b. both parties are well informed or well advised, and each acting in what he considers his own best interest;
- c. a reasonable time is allowed for exposure in the open market;
- d. payment is made in terms of cash in U.S. dollars or in terms of financial arrangements comparable thereto; and
- e. the price represents the normal consideration for the property sold unaffected by special or creative financing or sales concessions granted by anyone associated with the sale.¹

FEE SIMPLE ESTATE

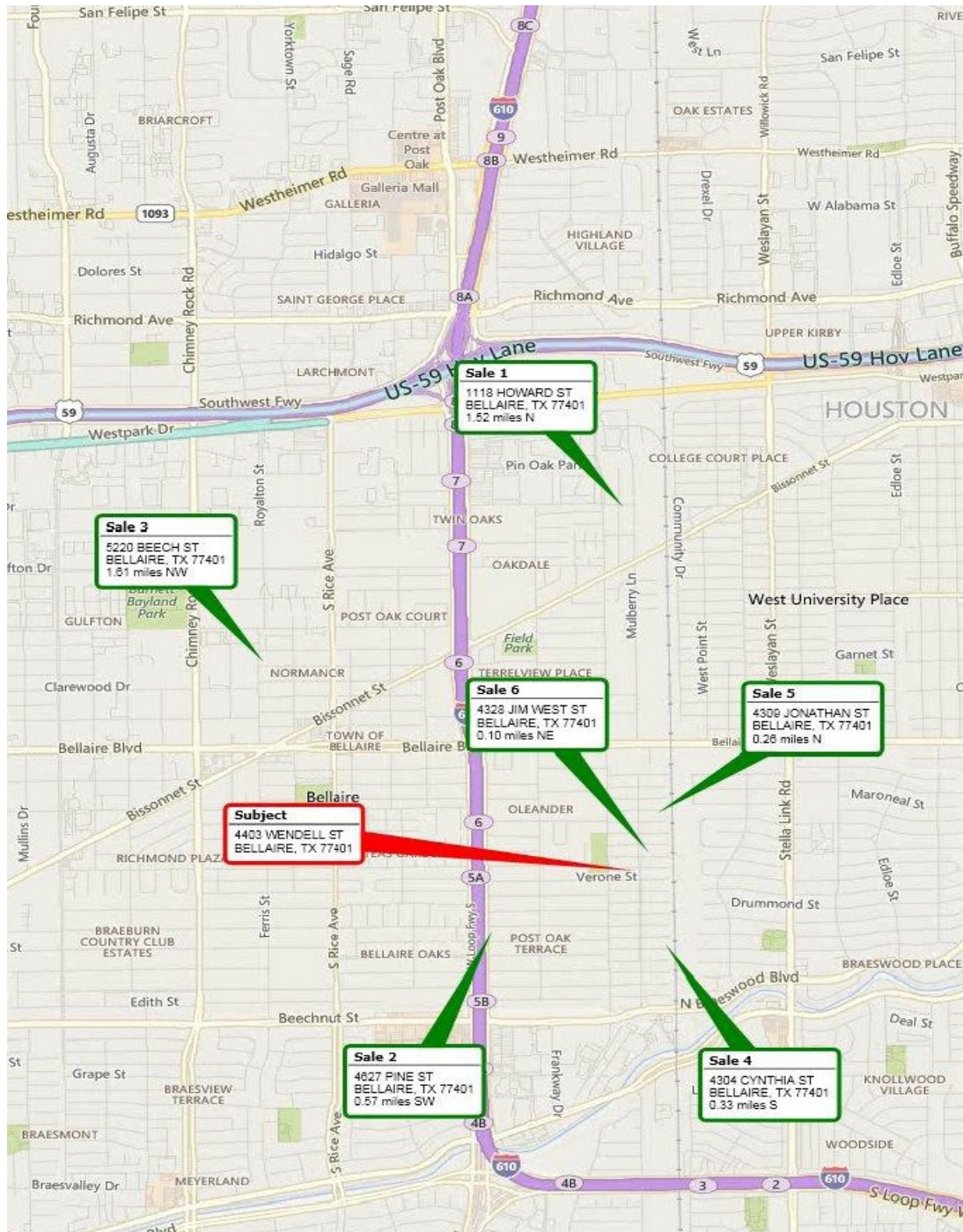
An absolute fee; a fee without limitations to any particular class of heirs or restrictions, but subject to the limitations of eminent domain, escheat, police power, and taxation. It is an inheritable estate.

AERIAL VIEW

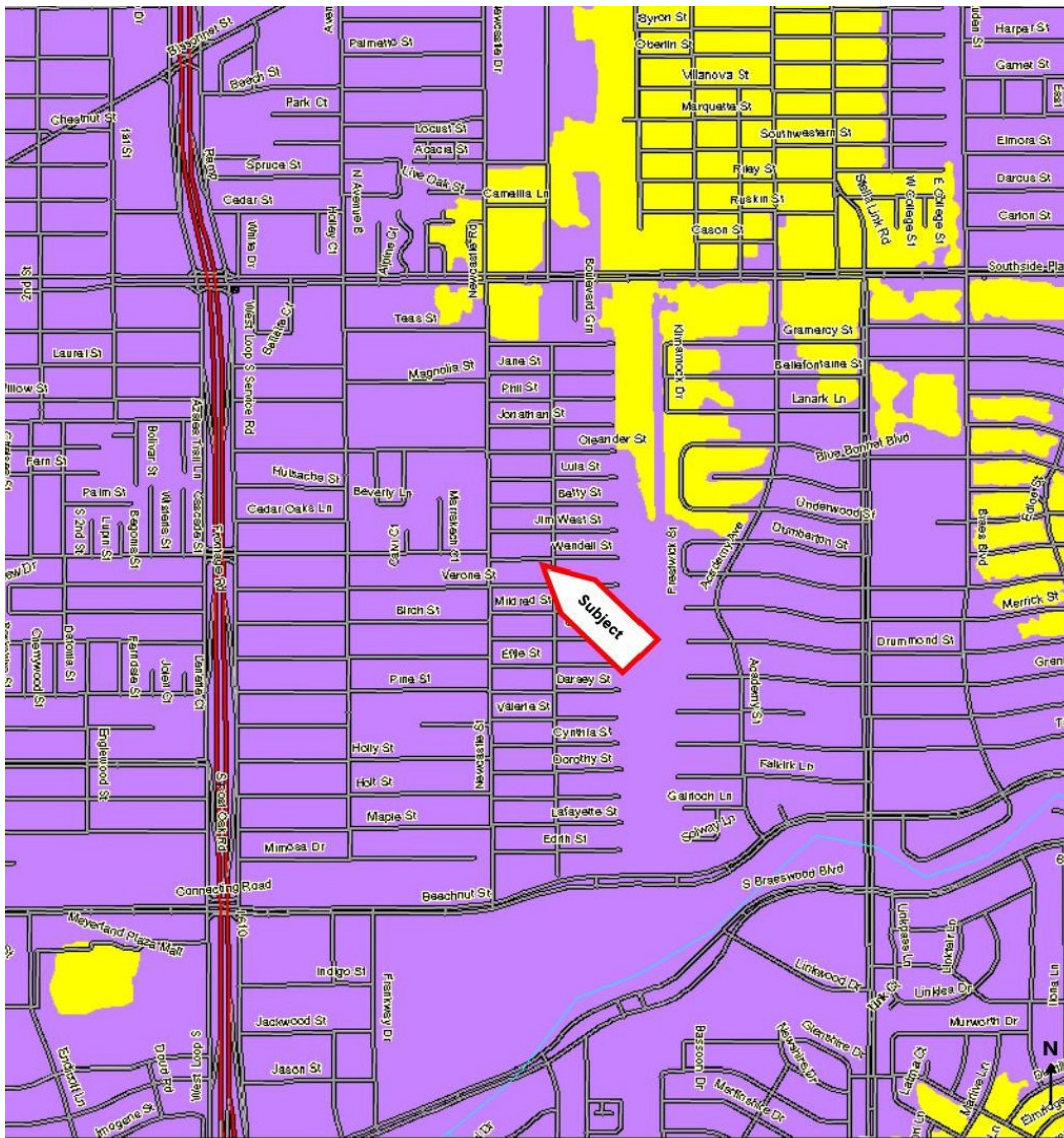


Attachment: Petitioner Request for Sale and Abandonment of Public Property - 4403 Wendell Street (2294 : Public Hearing - Abandonment

NEIGHBORHOOD MAP / COMPARABLE SALES MAP



FLOOD PLAIN MAP

**Flood Zones**

	Areas inundated by 500-year flooding		Floodway areas
	Areas outside of the 100- and 500-year flood plains		Floodway areas with velocity hazard
	Areas inundated by 100-year flooding		Areas of undetermined but possible flood hazards
	Areas inundated by 100-year flooding with velocity hazard		Areas not mapped on any published FIRM

Flood Zone Determination

Latitude: 29.698248
Longitude: -95.449600
Community Name:
 BELLAIRE, CITY OF
Community: 480289
SFHA (Flood Zone): Yes
Within 250 ft. of multiple flood zones: Yes
Zone: AE
Panel: 0855L
FIPS Code: 48201

Map #: 48201C0855L
Panel Date: 06/18/2007
Census Tract: 4128

This Report is for the sole benefit of the Customer that ordered and paid for the Report and is based on the property information provided by that Customer. That Customer's use of this Report is subject to the terms agreed to by that Customer when accessing this product. No third party is authorized to use or rely on this Report for any purpose. THE SELLER OF THIS REPORT MAKES NO REPRESENTATIONS OR WARRANTIES TO ANY PARTY CONCERNING THE CONTENT, ACCURACY OR COMPLETENESS OF THIS REPORT, INCLUDING ANY WARRANTY OF MERCHANTABILITY OR FITNESS FOR A PARTICULAR PURPOSE. The seller of this Report shall not have any liability to any third party for any use or misuse of this Report.

The following sales are utilized in determining the subject's land value.

Summary of Vacant Land Sales

Sale No.	Location	Date	Site	Sales Price/SF
1	1118 Howard Ln, Bellaire, Tx	August 2015	6,900 sf	\$53.62
2	4627 Pine St, Bellaire Tx	June 2015	8,773 sf	\$53.00
3	4328 Jim West St, Bellaire, Tx	March 2015	5,125 sf	\$76.09
4	5220 Beech St, Bellaire, Tx	February 2015	7,750 sf	\$54.19
5	4304 Cynthia St, Bellaire, Tx	December 2014	5,127 sf	\$60.46
6	4309 Johathan St, Bellaire, Tx	December 2014	5,125 sf	\$75.12
Subject	4403 Wendell St Bellaire, Tx	n/a	615 sf	n/a

The above sales occurred from December 2014 to August 2015, and range in size from 5,125 to 7,750 sf. The sales price range is \$53.00 to \$76.09 per square foot. All of the sales are located within the City of Bellaire. Physical characteristics considered are size, configuration, and proximity to external influences. After considering these sales, it is our opinion that the value of the subjects 615 sf, as it relates to the adjacent lot 1, is consistent with the potential increase in value to the adjacent lot. The market value is approximately **\$55.00** per square foot or **\$35,000**:

Whole Property

615 SF @ \$55.00 PSF\$33,825
SAY.....\$35,000

615 sf along the east line of Wendell St

ADDENDA


Attachment: Petitioner Request for Sale and Abandonment of Public Property - 4403 Wendell Street (2294 : Public Hearing - Abandonment

CERTIFICATION

CERTIFICATION

We certify that, to the best of our knowledge and belief:

1. The statements of fact contained in this report are true and correct.
2. The reported analyses, opinions, and conclusions are limited only by the reported assumptions and limiting conditions, and are our personal, impartial, unbiased industrial analyses, opinions, and conclusions.
3. We have no present or prospective interest in the property that is the subject of this report, and we have no personal interest with respect to the parties involved.
4. We have performed no services, as an appraiser or in any capacity, regarding the property that is the subject of this report within the three-year period immediately preceding acceptance of this assignment.
5. We have no bias with respect to the property that is the subject of this report or to the parties involved with this assignment.
6. Our engagement in this assignment was not contingent upon developing or reporting predetermined results.
7. Our compensation for completing this assignment is not contingent upon the development or reporting of a predetermined value or direction in value that favors the cause of the client, the amount of value opinion, the attainment of a stipulated result, or the occurrence of a subsequent event directly related to the intended use of this appraisal.
8. Our analyses, opinions, and conclusions were developed, and this report has been prepared in conformity with the Uniform Standards of Industrial Appraisal Practice.
9. Celso Torres made a personal inspection of the property that is the subject of this report.
10. No one provided significant industrial assistance to the persons signing this report.
11. The persons signing this report have had prior experience appraising properties that are similar to the subject property.
12. The reported analyses, opinion and conclusions were developed, and this report has been prepared, in conformity with the requirements of the Code of Industrial Ethics and the Standards of Industrial Appraisal Practice of the Appraisal Institute.
13. We certify that the use of this report is subject to the requirements of the Appraisal Institute relating to review by its duly authorized representative.



Celso Torres
Tx-1337250-R

ASSUMPTIONS AND LIMITING CONDITIONS

ASSUMPTIONS AND LIMITING CONDITIONS

1. This is a restricted appraisal report which is intended to comply with the reporting requirements set forth under Standard Rule 2-2(c) of the Uniform Standards of Professional Appraisal Practice for a Restricted Appraisal Report. As such, it does not include discussions of the data, reasoning, and analyses that were used in the appraisal process to develop the appraiser's opinion of value. Supporting documentation concerning the data, reasoning, and analyses is retained in the appraiser's file. The information contained in this report is specific to the needs of the client and for the intended use stated in this report. The appraiser is not responsible for the unauthorized use of this report.
2. No responsibility is assumed for legal or title considerations. Title to the property is assumed to be good and marketable unless otherwise stated in this report.
3. The property is appraised free and clear of any or all liens and encumbrances unless otherwise stated in this report.
4. Responsible ownership and competent property management are assumed unless otherwise stated in this report.
5. The information furnished by others is believed to be reliable. However, no warranty is given for its accuracy.
6. All engineering is assumed to be correct. Any plot plans and illustrative materials in this report are included only to assist the reader in visualizing the property.
7. It is assumed that there are no hidden or unapparent conditions of the property, subsoil, or structures that render it more or less valuable. No responsibility is assumed for such conditions or for arranging for engineering studies that may be required to discover them.
8. It is assumed that there is full compliance with all applicable federal, state, and local environmental regulations and laws unless otherwise stated in this report.
9. It is assumed that all applicable zoning and use regulations and restrictions have been complied with, unless a nonconformity has been stated, defined, and considered in this appraisal report.
10. It is assumed that all required licenses, certificates of occupancy, or other legislative or administrative authority from any local, state, or national governmental, or private entity or organization have been or can be obtained or renewed for any use on which the value estimates contained in this report are based.
11. Any sketch in this report may show approximate dimensions and is included to assist the reader in visualizing the property. Maps and exhibits found in this report are provided for the reader reference purposes only. No guarantee as to the accuracy is expressed or implied unless otherwise stated in this report. No survey has been made for the purpose of this report.

12. It is assumed that the utilization of the land and improvements is within the boundaries or property lines of the property described and that there is no encroachment or trespass unless otherwise stated in this report.
13. The appraiser is not qualified to detect hazardous waste and/or toxic materials. Any comment by the appraiser that might suggest the possibility of the presence of such substances should not be taken as confirmation of the presence of hazardous waste and/or toxic materials. Such determination would require investigation by a qualified expert in the field of environmental assessment. The presence of substances, such as asbestos, urea-formaldehyde foam insulation, or other potentially hazardous materials may affect the value of the property. The appraiser's value estimate is predicated on the assumption that there is no such material on or in the property that would cause a loss in value unless otherwise stated in this report. No responsibility is assumed for any environmental conditions, or for any expertise or engineering knowledge required to discover them. The appraiser's descriptions and resulting comments are the result of the routine observations made during the appraisal process.
14. Unless otherwise stated in this report, the subject property is appraised without a specific compliance survey having been conducted to determine if the property is or is not in conformance with the requirements of the Americans with Disabilities Act. The presence of architectural and communications barriers that are structural in nature that would restrict access by disabled individuals may adversely affect the property's value, marketability, or utility.
15. Any proposed improvements are assumed to be completed in a good workmanlike manner in accordance with the submitted plans and specifications.
16. The distribution, if any, of the total valuation in this report between land and improvements applies only under the stated program of utilization. The separate allocations for land and buildings must not be used in conjunction with any other appraisal and are invalid if so used.
17. Possession of this report, or a copy thereof, does not carry with it the right of publication. It may not be used for any purpose by any person other than the party to whom it is addressed without the written consent of the appraiser, and in any event, only with the proper written qualification and only in its entirety.
18. Neither all nor part of the contents of this report (especially any conclusions as to value, the identity of the appraiser, or the firm with which the appraiser is connected) shall be disseminated to the public through advertising, public relations, new sales, or other media without prior written consent and approval of the appraiser.

SUBJECT PHOTOGRAPHS



Front view of Subject Property



Westerly view along Wendell, subject on the left



Front view of Subject Property



Westerly view along Wendell St, subject is on the right

INSTRUCTIONS TO APPRAISER

T

Torres & Associates

September 28, 2015

John McDonald
City of Bellaire
Director of Community Development
7008 S Rice
Bellaire, TX 77401

Re: Appraisal of E 6 feet of Lot 2, Block 18 of Southdale, Bellaire, Tx 77401

Dear Mr. McDonald:

This letter will serve as our proposal, and upon your acceptance, our letter of engagement to provide an estimate of market value on the above referenced property. It is our understanding that you are the client in this assignment; therefore, we will address the report to you. Our analysis will consider the physical aspects of the property which are apparent during the inspection, as well as any information you are able to provide us. Our appraisal report; will be prepared in conformity with the requirements of the Code of Ethics and the Uniform Standards of Professional Appraisal Practice of the Appraisal Institute. The final document will be presented utilizing a vacant land appraisal form.

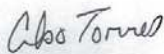
Our estimated completion date for the assignment is October 9, 2015. The total fee for the appraisal assignment will not exceed \$750. The aforementioned estimate is solely based on the cost to produce the original appraisal. The above estimate does not include compensation for preparation for a pre-hearing meeting, a pre-hearing, a trial, or any other event related to subsequent litigation. If additional hours are required in this matter, the cost will be \$100 per hour. It is understood that as a result of the execution of this agreement, the payment of the appraisal fee is not contingent upon the appraised value, a loan closing or any other pre-arranged condition.

You acknowledge that we are being retained as an independent contractor to perform the services described, and nothing in this agreement shall be deemed to create any other relationship between us. This assignment is complete upon delivery of the appraisal report to you.


Thank you for calling on us to render these services, and we look forward to working with you. Please sign below to authorize the assignment, and return one copy to our firm and retain a copy for your files.

Sincerely,

Agreed and accepted:



Celso Torres

By: 
Title: Development Services Director
Date: 9/28/2015

2103 Woods Court, Pearland, Texas 77581 Office (281)481-4222 Fax (281)481-4220

QUALIFICATIONS OF APPRAISER

**QUALIFICATIONS
OF
CELSO TORRES**

ACADEMIC:

BACHELOR'S DEGREE	-	BUSINESS ADMINISTRATION MAJOR-FINANCE, 1995 UNIVERSITY OF HOUSTON
REAL ESTATE COURSES	-	COMPLETED AND PASSED: "APPRAISAL UPDATE IV" (02-19-11) PRINCIPLE OF REAL ESTATE REAL ESTATE VALUATION REAL ESTATE FINANCE STANDARDS OF PROFESSIONAL PRACTICE (A & B)

BUSINESS EXPERIENCE:

MAR 98 TO PRESENT	-	TORRES & ASSOCIATES REAL ESTATE APPRAISERS & CONSULTANTS, HOUSTON, TEXAS - PRINCIPAL
APR 96 TO MAR 98	-	SCHNEIDER/QUINN, HOUSTON, TEXAS – FEE APPRAISER
SEP 91 TO APR 96	-	SOUTHWEST REALTY CONSULTANTS, HOUSTON, TEXAS - FEE APPRAISER

LICENSES AND CERTIFICATIONS

TEXAS CERTIFIED APPRAISER (TX-1327350-R)
TEXAS LICENSED REAL ESTATE SALESMAN



2017

2017 BELLAIRE CITIZEN SURVEY

TABLE OF CONTENTS

Executive Summary	1
Survey Methodology	3
Results	5
Analysis of Topics:	
Quality of Life	8
Appearance and Environment	9
Residential and Commercial Development.....	10
Community and Civic Engagement	11
Transportation and Ease of Mobility	13
Results by Department (in order of Survey Instrument questions)	
Library	28
Development Services/Code Enforcement	35
Administrative Services	42
Public Works	47
Parks, Recreation, and Facilities	58
Public Safety - Police Department	70
Public Safety - Fire Department and Emergency Medical Services	77
Appendices	
A - Data Tables.....	82
B – Non-Parametric Test Outputs	83
C – Survey Instrument	84

2017

2017 BELLAIRE CITIZEN SURVEY

EXECUTIVE SUMMARY

EXECUTIVE SUMMARY

In its inaugural year, the 2017 Bellaire Citizen Survey revealed a number of insights concerning the level of citizen satisfaction in the general characteristics of their community.

Summary by Question Topic:

- For the 76 general community questions where respondents were asked to rate their community and government services from “Very Poor” to “Excellent”, 51% of all questions had an average (median) score of “Above Average”, followed by “Average” (38%) and “Excellent” (11%). No general community question had an overall average of “Below Average” or “Very Poor”.
- The quality of life in Bellaire was found to be largely “Above Average” to “Excellent” by survey respondents, with residents living in the north-eastern portion of the city more likely to regard their quality of life as “Excellent”.
- The appearance of Bellaire was, on average, rated to be “Above Average”, while ratings on environmental quality questions varied - with air quality have a comparatively lower rating of “Average”.
- New residential development was largely evaluated as being “Above Average” to “Excellent”, while the variety of housing options in Bellaire was regarded as being “Average” by most groups - an exception being newer residents, who typically rated housing variety as “Above Average”.
- Commercial development had an overall rating of “Average”, while ratings of shopping opportunities were generally regarded less favorably (“Below Average”) by those aged 30-45.
- Sense of community in Bellaire was largely seen as “Above Average”, and more favorable opinions regarding opportunities to volunteer and participate in social events appear to increase with age. While a majority of respondents indicated that they had contact with their neighbors and had favorable ratings regarding opportunities to participate in community matters, a vast majority of respondents (over 70%) indicated that they never have participated in a club/civic group or had volunteered their time to a community group.
- The rating of ease of mobility in Bellaire appears to vary based on mode of transportation, with ease of car travel largely rated “Above Average” to “Excellent”. Opinions concerning the traffic flow on residential streets varied to some degree on respondent’s location (solid waste service area), as did ease of walking. It is notable that some of the lowest average scores in the general portion of the survey were given by those in the north-west portion of the city in regards to ease of bicycle travel and availability of sidewalks, paths and walking paths.

SURVEY METHODOLOGY

INSTRUMENT

The 2017 Bellaire Citizen Survey instrument was a self-administered questionnaire that was delivered electronically via the Internet. The instrument was constructed by the City of Bellaire and featured 110 general community questions that have been used by many other cities to measure citizen satisfaction. Respondents were asked a series of questions to gauge perceived quality of life and community characteristics in Bellaire, as well as the frequency of use and overall quality of city services. In addition to these more general questions, respondents were asked an additional 70 question (along with additional contingency-based questions) that sought to capture citizen's attitudes towards questions regarding service categories/departments – Library; Development Services/Code Enforcement; Administrative Services; Public Works; Parks, Recreation, and Facilities; and Public Safety. Respondents were also asked 11 demographic questions - including respondent's age, sex, race/ethnicity, and number of years having lived in Bellaire – and asked to identify their solid waste service area from a map. While the vast majority of the questions featured on the survey offered respondents a scale of five to seven choice options, respondents had the opportunity to offer feedback and/or additional comments in an open-ended response field. The instrument was administered on-line by College Survey Services and was available from early February until March 5, 2017.

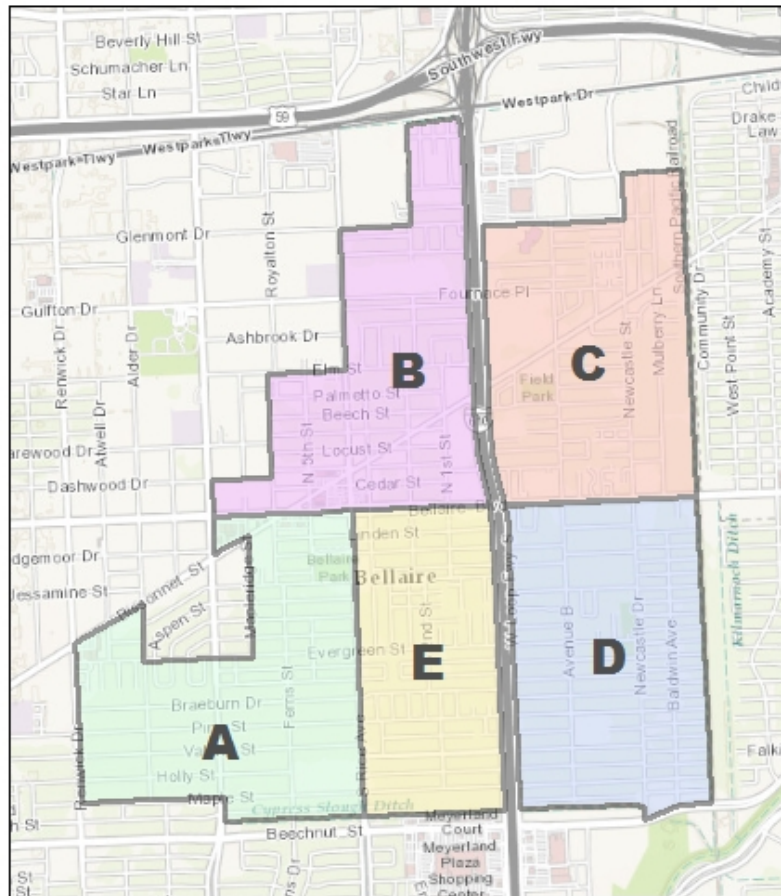
SAMPLING

Respondents to the 2017 Bellaire Citizen Survey came from one of two groups. The first group was a geographically stratified random sample of 1000 Bellaire residents. This group was selected by a computer-generated random sample of households selected from each of the City's five solid waste areas (SWA). The number of respondents chosen from each SWA was proportional to the number of housing units found within its boundaries. These randomly selected households received a notice of selection that included a randomly generated code and instructions on how to take the survey online. Households on the random sample list received reminder postcards at roughly two-week intervals during the time that the survey was active.

To ensure that all Bellaire citizens who wanted to share their views on Bellaire had an opportunity to do so, a voluntary sample group was conceived. This group consisted of voluntary respondents – or “opt-ins” - who took the same survey using a predetermined code (BCS17). The City announced the opportunity to participate in the survey by water bill inserts and a newspaper announcement, as well as via the City's website, email, and social media.

As a methodological note, the results below are largely reported using the complete sample of all respondents from both the random and voluntary sample groups. This combining of these samples may raise some concern for some, particularly in regards to respondent bias and overall validity. This issue of bias is to some extent taken into account in the analyses below, as seen in the comparisons or scores between various respondent groups, including the two sample groups.

Bellaire Solid Waste Areas



RESULTS

SURVEY RESPONSE RATE

For the random sample of 998 homeowners and 2 apartment residents, there was an overall response rate of 31.6%. Table 1 details the response rates by Solid Waste Area (SWA).

Table 1: Random Sample Response Rate

Solid Waste Area	Initial Sample Size	Number of Responses	Response Rate
A	170	47	27.6%
B	188	62	33.0%
C	189	51	27.0%
D	271	67	24.7%
E	182	52	28.6%
<i>Not Reported</i>	-	37	-
Total	1000	316	31.6%

The sample frame for the survey was all residential property owners in Bellaire, with a sample of residences drawn from each of the five Solid Waste Areas. The sample size in each area was proportionate to the overall number of residences found in that area. It is notable that the response rate for the individual SWAs, as well as the response rate for the total random sample, falls within a typical response rate for surveys of this type (20-35%).

Table 2: Total Number of Responses

Solid Waste Area	Sample		Total
	Random	Voluntary	
A	47	24	71
B	62	23	85
C	51	22	73
D	67	26	93
E	52	22	74
<i>Not Reported</i>	37	8	45
Total	316	125	441

As mentioned above, respondents to 2017 Bellaire Citizen Survey was from two samples – a random sample and a voluntary sample. Table 2 gives a breakdown of responses by the two sample groups and their location, as determined by respondent's Solid Waste Area.

To get a general sense of possible differences between the two respondent groups, the median scores of the random sample group were compared against those of the combined sample group. From this simple analysis, there were six questions from the survey that where the inclusion of the voluntary sample affected the random sample score (see Table 3)

Table 3: Survey Questions Where Median Score Was Affected by Inclusion of Volunteered Responses (BC17)

Question	Question Text	Random Sample		with Volunteered	
		Score	Response	Score	Response
General Community Questions:					
Please rate each of the following characteristics as they relate to Bellaire as a whole:					
2v	Traffic flow on residential streets	2	Above Average	3	Average
In the last year, about how many times per month have you or other household members participated in the following					
3h	Visited the City of Bellaire web site (www.bellairetx.gov)	2	Less than once per month	3	About once per month
Please rate the quality of each of the following services in Bellaire:					
4h	Street cleaning	2	Above Average	3	Average
4u	Animal control	2	Above Average	3	Average
Development Services/Code Enforcement:					
Have you had any in-person, phone or email contact with an employee of the Bellaire Development Services/Code					
12c	Courtesy	2	Above Average	3	Average
Public Works:					
Please rate the following items regarding your impressions of the Public Works Department in the City of Bellaire					
17a	Overall effectiveness of the department in maintaining the Bellaire public infrastructure	2	Above Average	3	Average

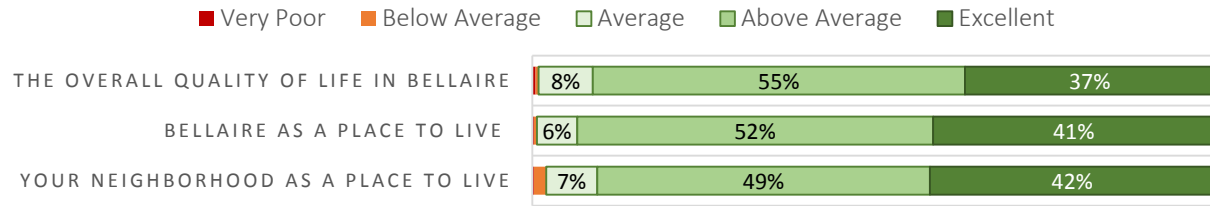
It is important to note that these six questions are not the only ones where there was an observed difference between the two sample groups (these are further analyzed below), but only ones where the median score of the combined sample groups saw a shift in the median score from that of the random sample. As such, any generalizations made from the combined sample regarding these particular questions should be informed by this difference.

For purposes of comparative reference between the sample groups, a set of tables are presented in Appendix A that detail the demographic characteristics of the two sample groups by their respective location (Solid Waste Area).

ANALYSIS OF TOPICS

Below is a topic-based analysis of the general community questions portion of the survey (questions 1a to 9j of the survey instrument). The questions from this section have been grouped into five topics: quality of life, appearance and environment, residential and commercial development, community and civic engagement, and ease of mobility. The responses to questions in these topic sets are analyzed below in four ways:

1. **Point estimates for the combined sample group.** The statistical analyses performed below include a stacked bar chart displaying the point estimates for each response option (excluding “No Opinion” except when significant) for the combined samples – random and voluntary together. These estimates are reported at a 95% confidence level with a margin of error of +/- 5%. A complete presentation of these point estimates can be found at the end of this report.
2. **Cross-tabulations of inter-quartile range scores by respondent groups.** In addition to reporting of percentages, there are additional cross-tabulations of responses by respondent group reported by inter-quartile range of response score. The inter-quartile range being those scores falling between the 25th, 50th, and 75th percentile of the distribution (or “Percentile 25”, “Median” and “Percentile 75” in the tables). A series of tables grouped together by topic, along with a brief overview of inter-quartile range, can be found in Appendix B of this summary.
3. **Two Tests for statistically significant differences between group scores.** To determine if observed differences in the scores between respondent groups were statistically significant, non-parametric tests were performed (Kruskal-Wallis one-way analysis of variance and Mann-Whitney U test). The outputs of these tests are discussed in the results section, with additional box-plots, graphs and a very brief overview of test results in the index.

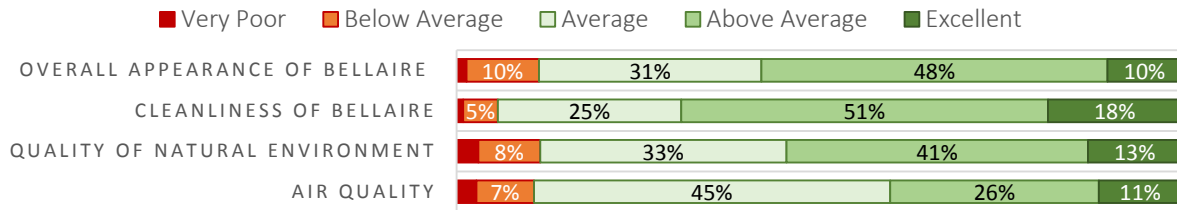
FIGURE 1: QUALITY OF LIFE IN BELLAIRE

As seen in figure 1, the majority of Bellaire residents that participated in the survey indicated that they viewed the **overall quality of life in Bellaire** as being “Above Average” or “Excellent” (combined total of 91%). The selection of other related variables appear to support this result, with a majority of respondents indicating positive attitudes.

An examination of the cross-tabulations for each of these variables further substantiates an overall higher level of satisfaction in quality of life, as all five variables had an overall median of “Above Average” with relatively small variation in the inter-quartile range (25th percentile and 75th percentile). The median scores for the selected response groups on the three variables appear to be largely similar, with respondents in the north-eastern portion of the city (SWA “C”) having a median score of “Excellent” in their evaluation of Bellaire as a place to live.

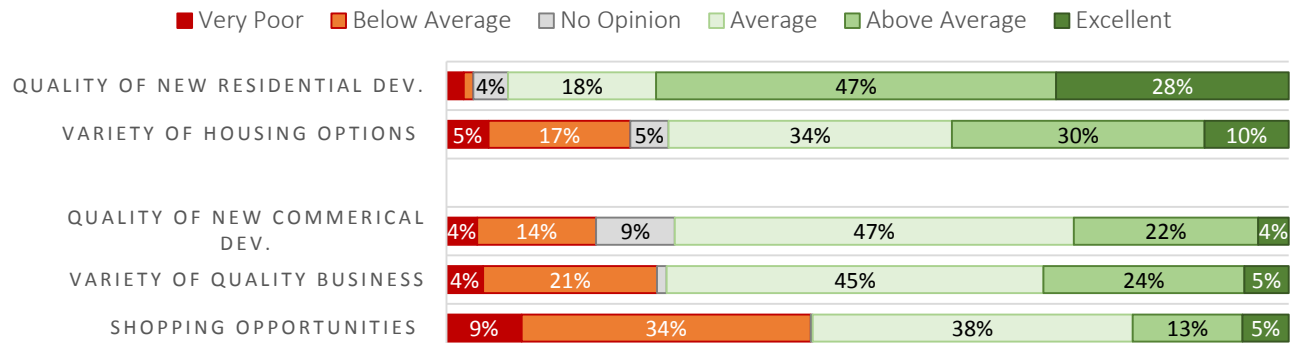
To help determine how ratings on quality of life in Bellaire differed by respondent groups, a series of non-parametric tests were performed. Of the groups tested, there was a statistically significant difference in median scores in “Bellaire as a place to live” between respondents by their location (SWA). From the tests, statistically significant differences were found between median scores for respondents in Solid Waste Area “B” in comparison to respondents who reside in other locations.

In short, there appears to be evidence that a majority Bellaire residents view the quality of life in Bellaire as being “Above Average”, and that residents in Solid Waste Area “B” on average view the quality of life in Bellaire as being “Above Average”, which is notable as in comparison to the “Excellent” ratings of residents in the other four areas.

FIGURE 2: APPEARANCE AND ENVIRONMENT

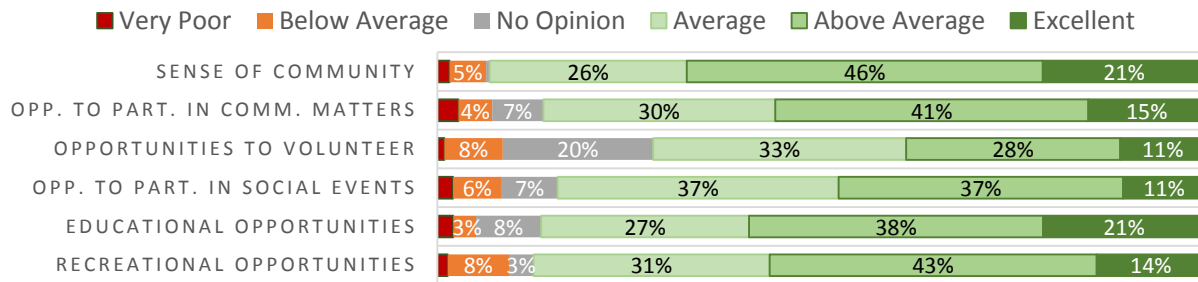
As seen in Figure 2 above, it appears that a majority of Bellaire residents who participated in the survey found environmental aspects and appearance of Bellaire to be “Average” to “Above Average”. The point estimates for the combined samples on the questions regarding **cleanliness** and **appearance** “Above Average” by respondents, while the **air quality** in Bellaire was largely rated as being “Average”. The rating of quality of **Bellaire’s natural environment** fell somewhere between “Average” and “Above Average” when taking into consideration the +/- 5% margin of error.

In regards to questions dealing with cleanliness and appearance, while a vast majority of respondent groups had a median score of “Above Average”, the voluntary sample and respondents living in SWA B had median scores of “Average”. Median ratings for **quality of natural environment** also saw a similar pattern, with the voluntary sample group and those living in Solid Waste Area “A” or “B” having a median rating of “Average”. This pattern may indicate that cleanliness, appearance, and the natural environment are of particular concern for those who opted-in to the survey, as well as those who live in Solid Waste Areas “A” or “B”.

FIGURE 3: RESIDENTIAL AND COMMERCIAL DEVELOPMENT

The point estimates given in Figure 3 above indicate a larger variety of responses with regards to residential and commercial development in Bellaire. While a majority (65-85%) of respondents indicated that the **quality of new residential development** was “Above Average” to “Excellent”, the **variety of housing options in Bellaire** was rated closer to “Average”. The median scores and inter-quartile range for scores concerning the quality of new residential development affirm an overall “Above Average”. The median score for **variety of housing options** was “Average” for most groups – exceptions being males (“Above Average”) and those who have lived in Bellaire less than five years (“Above Average”). An analysis of variance between average ratings on housing variety found a statistically significant difference in both of these respondent groups.

An overall trend towards comparatively greater “Average” and “Below Average” rankings is seen in two of the three categories relating to commercial development, with **shopping opportunities** having a considerably higher proportion of respondents giving a “Below Average” rating. This result gives clear indication that shopping opportunities were of particular concern to many respondents. The results of an analysis of variance (Appendix B) suggests that there are statistically significant differences between both age and sample groups on ratings of **shopping opportunities** in Bellaire. Between these two respondent groups, the differences between age groups are arguable more pronounced, with younger residents having a lower average rating of **shopping opportunities** in comparison to more senior community members. This result, along with the overall “Average” rating of **variety of businesses**, may be an important distinction in terms of identifying opportunities.

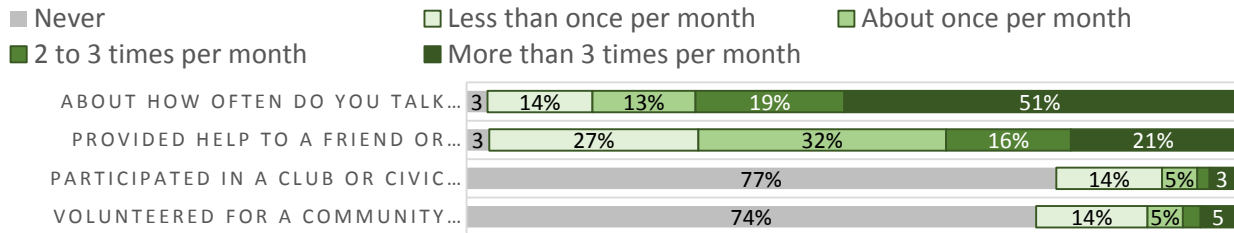
FIGURE 4A: COMMUNITY AND CIVIC ENGAGEMENT

As evidenced by the point estimates for the complete sample in Figure 4A, a majority of survey respondents rated community related aspects of Bellaire as being “Average” to “Above Average” (51% to 84%). The median score for overall **sense of community** was “Above Average” across all the selected groups. The lower and higher quartiles of scores across the group range from “Average” to “Excellent”, with no significant differences found in the distribution of scores between all the selected respondent groups.

Statistically significant differences were found between age groups in their rating of **opportunities to volunteer**, with those 30-45 and 46-60 having a median score of “Average” and those 61-70 and 71 and over having a median of “Above Average”. This result may be an artifact of the typical life-stages associated with these age groups (those who are 30-60 typically working full-time and may be raising children), but could potentially reflect this group’s knowledge of the opportunities available and/or the variety of opportunities available.

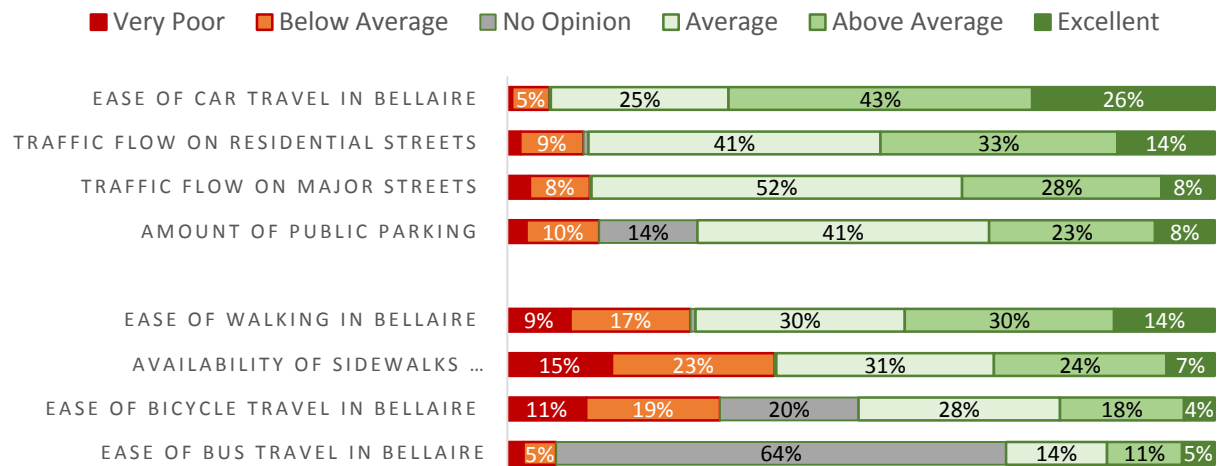
Age of respondent also was found to be a point of difference in the rating of **opportunities to participate in social events and activities**, with those 46-60 having a median score of “Average” in comparison to those in younger and older age categories with median scores of “Above Average”. The trend in age-based difference in scores appears to also be significant in how groups evaluated **recreational opportunities**, with those more advanced in years having scores ranging up to “Excellent” in the 75th percentile.

In evaluating **opportunities to participate in community matters**, there were no statistically significant differences in the inter-quartile range scores – meaning that ratings across the all selected respondent groups were largely similar - with a median score of “Above Average” and a comparatively limited variability. This result may indicate a general consensus among all respondent groups that there are opportunities to participate in community matters, but – as discussed below - there are comparatively few that do so.

FIGURE 4B: COMMUNITY AND CIVIC ENGAGEMENT

While survey respondents indicated that **opportunities to participate in various community activities** were “Average” to “Above Average”, a majority of respondents (over 70%) indicated that they had never **participated in a club or civic group** or had **volunteered for a community group**. This said, 51 % respondents indicated that they **talked with their neighbors** more than three times per month, and a majority of respondents (69%) indicated that they had **provided help to a friend or neighbor** about once a month or more. The relative lack of actual participation in civic or community groups – while notable – is certainly not unique to Bellaire. As such, this finding is not offered as evidence to support any generalization of the civic mindedness of the average citizen of Bellaire. In fact, the overall response rate to this survey could be offered as evidence of a comparatively higher level of collective civic mindedness.

FIGURE 5: EASE OF MOBILITY

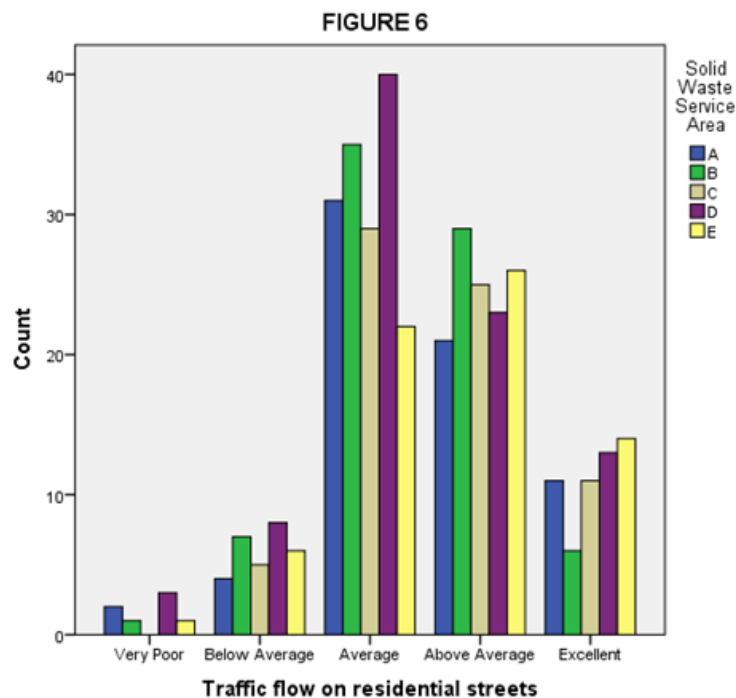


The point estimates regarding respondent's attitudes towards ease of mobility in Bellaire vary based on mode of transport (see Figure 5).

- Car:** A majority of survey respondents (69%) rated **ease of car travel** in Bellaire as "Above Average" to "Excellent", with a median across all respondent groups of "Above Average". The majority of respondents (over 70%) found **traffic flow on major streets** to be "Average", which is reflected in the median score ("Average") and narrow range of scores ("Average" to "Above Average") in the inter-quartile range for all selected respondent groups.

Traffic flow on residential streets was largely rated between "Average" and "Above Average, with a few notable differences in scores between particular groups.

- First, the random sample group had a median score of "Above Average", as compared to the voluntary sample group's "Average". While this difference was found to be statistically significant, it is notable that the number of "Average" and "Above Average" ratings for the random sample group were practically the same, with "Average" actually having the highest number of responses (121) by a difference of less than 1% from "Above Average".
- Second, as by in Figure 6 below, there appears to be some evidence that respondents living in the north-eastern portion (Solid Waste Area "C") and in the south-central portion (Solid Waste Area "E") may be more satisfied with traffic flow on residential streets than residents in the south-western and south-eastern portion of the city.



While these differences in overall group ratings were not found to be statistically significant, but this may be due to an insufficient number of cases.

The **amount of public parking** in Bellaire was assessed as being largely “Average” by respondents, with small variation in the distribution of rating by the selected respondent groups.

- **Walking & Cycling.** A majority of respondents indicated that they found topics relating to walking and cycling in Bellaire to be “Average” to “Above Average”. This said, there are some notable exceptions to this overall trend that may be worthy of consideration.
 - Responses to all three questions dealing with walking and cycling - **Ease of walking, availability of sidewalks, and ease of bicycle travel** - appear to vary based on location in statistically significant ways. The **ease of walking** in the city was largely determined to be “Above Average” in Solid Waste Areas “C” and “D”, with comparatively less variability in the range of scores in comparison to the other areas. As far as **availability of sidewalks, paths and walking paths**, the median score for respondents in SWA “B” is among the lowest in the survey - “Below Average” – with 75% of scores ranging between “Poor” and “Average”. The median for the responses for all the other areas was “Average”, with all but Solid Waste Area “C” having lower ranges including “Below Average”. A similar pattern is also seen in the responses for **ease of bicycle travel in Bellaire**, with area “B” having among the lowest scores in the survey.
- **Bus.** The average across was “Average” all areas except Solid Waste Area “E”, which was “Above Average”.

DATA TABLES – EXECUTIVE SUMMARY

DEMOGRAPHIC CHARACTERISTICS OF SAMPLE GROUPS BY LOCATION

Age and Sex			Age										Sex			
			18-29		30-45		46-60		61-70		71 and over		Male		Female	
			Count	%	Count	%	Count	%	Count	%	Count	%	Count	%	Count	%
Random	Solid Waste Service Area	A	0	0.0%	7	14.9%	20	42.6%	13	27.7%	7	14.9%	23	48.9%	24	51.1%
		B	0	0.0%	13	21.3%	24	39.3%	14	23.0%	10	16.4%	29	50.0%	29	50.0%
		C	0	0.0%	7	13.7%	22	43.1%	16	31.4%	6	11.8%	22	44.0%	28	56.0%
		D	0	0.0%	27	40.3%	31	46.3%	8	11.9%	1	1.5%	27	43.5%	35	56.5%
		E	0	0.0%	11	21.2%	27	51.9%	13	25.0%	1	1.9%	24	46.2%	28	53.8%
Voluntary	Solid Waste Service Area	A	0	0.0%	3	13.0%	11	47.8%	6	26.1%	3	13.0%	12	52.2%	11	47.8%
		B	0	0.0%	4	17.4%	8	34.8%	6	26.1%	5	21.7%	5	23.8%	16	76.2%
		C	0	0.0%	6	27.3%	5	22.7%	9	40.9%	2	9.1%	8	36.4%	14	63.6%
		D	0	0.0%	8	32.0%	13	52.0%	3	12.0%	1	4.0%	14	53.8%	12	46.2%
		E	0	0.0%	4	18.2%	5	22.7%	9	40.9%	4	18.2%	13	68.4%	6	31.6%

Education			Education													
			No HS diploma		HS diploma/GED		Some college		Bachelor's		Graduate or beyond		No response			
			Count	%	Count	%	Count	%	Count	%	Count	%	Count	%	Count	%
Random	Solid Waste Service Area	A	0	0.0%	0	0.0%	5	10.6%	17	36.2%	25	53.2%	0	0.0%		
		B	0	0.0%	1	1.6%	2	3.2%	19	30.6%	40	64.5%	0	0.0%		
		C	0	0.0%	1	2.0%	4	7.8%	18	35.3%	28	54.9%	0	0.0%		
		D	0	0.0%	0	0.0%	3	4.5%	22	33.3%	41	62.1%	0	0.0%		
		E	0	0.0%	0	0.0%	3	5.8%	17	32.7%	32	61.5%	0	0.0%		
Voluntary	Solid Waste Service Area	A	0	0.0%	0	0.0%	2	8.3%	10	41.7%	12	50.0%	0	0.0%		
		B	0	0.0%	1	4.3%	2	8.7%	7	30.4%	13	56.5%	0	0.0%		
		C	0	0.0%	0	0.0%	2	9.1%	9	40.9%	11	50.0%	0	0.0%		
		D	0	0.0%	1	3.8%	3	11.5%	8	30.8%	14	53.8%	0	0.0%		
		E	0	0.0%	0	0.0%	1	4.5%	10	45.5%	11	50.0%	0	0.0%		

Race/Ethnicity			Race / Ethnicity													
			Am. Indian		Asian		Af. American		Hispanic / Latino		White		Other/NR			
			Count	%	Count	%	Count	%	Count	%	Count	%	Count	%	Count	%
Random	Solid Waste Service Area	A	0	0.0%	4	8.3%	1	2.1%	1	2.1%	38	79.2%	4	8.3%		
		B	0	0.0%	8	12.5%	2	3.1%	5	7.8%	44	68.8%	5	7.8%		
		C	0	0.0%	5	9.4%	1	1.9%	5	9.4%	41	77.4%	1	1.9%		
		D	0	0.0%	4	5.8%	0	0.0%	5	7.2%	51	73.9%	9	13.0%		
		E	0	0.0%	10	18.5%	1	1.9%	2	3.7%	37	68.5%	4	7.4%		
Voluntary	Solid Waste Service Area	A	0	0.0%	3	12.5%	0	0.0%	0	0.0%	20	83.3%	1	4.2%		
		B	0	0.0%	4	17.4%	0	0.0%	0	0.0%	16	69.6%	3	13.0%		
		C	0	0.0%	1	4.8%	0	0.0%	0	0.0%	19	90.5%	1	4.8%		
		D	0	0.0%	1	3.7%	0	0.0%	1	3.7%	25	92.6%	0	0.0%		
		E	0	0.0%	0	0.0%	0	0.0%	0	0.0%	20	90.9%	2	9.1%		

Years in Bellaire			How many years have you lived in Bellaire?													
			Less than 2 years		2-5 years		6-10 years		11-20 years		More than 20 years					
			Count	%	Count	%	Count	%	Count	%	Count	%	Count	%	Count	%
Random	Solid Waste Service Area	A	2	4.3%	4	8.5%	7	14.9%	11	23.4%	23	48.9%				
		B	2	3.3%	5	8.2%	7	11.5%	21	34.4%	26	42.6%				
		C	2	3.9%	6	11.8%	8	15.7%	14	27.5%	21	41.2%				
		D	6	9.0%	11	16.4%	11	16.4%	18	26.9%	21	31.3%				
		E	3	5.8%	10	19.2%	4	7.7%	21	40.4%	14	26.9%				
Voluntary	Solid Waste Service Area	A	2	8.3%	0	0.0%	3	12.5%	5	20.8%	14	58.3%				
		B	1	4.3%	4	17.4%	4	17.4%	5	21.7%	9	39.1%				
		C	0	0.0%	4	18.2%	1	4.5%	6	27.3%	11	50.0%				
		D	1	3.8%	2	7.7%	1	3.8%	7	26.9%	15	57.7%				
		E	0	0.0%	1	4.5%	4	18.2%	4	18.2%	13	59.1%				

Employment			What is your current employment status?													
			Working full time for pay		Working part time for pay		Unemployed, looking for work		Unemployed, not looking for work		Fully retired		No response			
			Count	%	Count	%	Count	%	Count	%	Count	%	Count	%	Count	%
Random	Solid Waste Service Area	A	26	57.8%	6	13.3%	0	0.0%	3	6.7%	10	22.2%	0	0.0%		
		B	42	68.9%	4	6.6%	2	3.3%	1	1.6%	12	19.7%	0	0.0%		
		C	26	51.0%	4	7.8%	1	2.0%	3	5.9%	17	33.3%	0	0.0%		
		D	44	66.7%	11	16.7%	0	0.0%	5	7.6%	6	9.1%	0	0.0%		
		E	30	60.0%	3	6.0%	3	6.0%	7	14.0%	7	14.0%	0	0.0%		
Voluntary	Solid Waste Service Area	A	8	40.0%	2	10.0%	0	0.0%	1	5.0%	9	45.0%	0	0.0%		
		B	8	40.0%	2	10.0%	2	10.0%	1	5.0%	7	35.0%	0	0.0%		
		C	9	40.9%	3	13.6%	0	0.0%	2	9.1%	8	36.4%	0	0.0%		
		D	16	61.5%	1	3.8%	1	3.8%	4	15.4%	4	15.4%	0	0.0%		
		E	12	60.0%	2	10.0%	1	5.0%	1	5.0%	4	20.0%	0	0.0%		

INTERQUARTILE RANGE FOR SELECTED RESPONSES VARIABLES BY RESPONDENT GROUPS

(Rating: 1= "Very Poor", 2= "Below Average", 3="Average", 4= "Above Average", 5="Excellent")

QUALITY OF LIFE		Please rate Bellaire as a place to live				Please rate your neighborhood as a place to live				Please rate the overall quality of life in Bellaire			
		Valid N	Percentile 25	Median	Percentile 75	Valid N	Percentile 25	Median	Percentile 75	Valid N	Percentile 25	Median	Percentile 75
Sample	Random	303	4	4	5	303	4	4	5	304	4	4	5
	Voluntary	118	4	4	5	118	4	4	5	117	4	4	5
Age	18-29	0				0				0			
	30-45	97	4	4	5	97	4	4	5	98	4	4	5
	46-60	175	4	4	5	175	4	4	5	175	4	4	5
	61-70	107	4	4	5	107	4	4	5	106	4	4	5
	71 and over	41	4	5	5	41	4	5	5	41	4	4	5
How many years have you lived in Bellaire?	Less than 2 years	23	4	4	5	23	4	4	5	23	4	4	5
	2-5 years	49	4	4	5	49	4	5	5	49	4	4	5
	6-10 years	51	4	4	5	51	4	4	5	52	4	4	5
	11-20 years	126	4	4	5	126	4	4	5	125	4	4	5
	More than 20 years	171	4	4	5	171	4	4	5	171	4	4	5
Sex	Male	189	4	4	5	189	4	4	5	188	4	4	5
	Female	232	4	4	5	232	4	4	5	233	4	4	5
Solid Waste Service Area	A	69	4	4	5	69	4	4	5	69	4	4	5
	B	79	4	4	5	79	4	4	5	79	4	4	5
	C	72	4	5	5	72	4	4	5	72	4	4	5
	D	88	4	4	5	88	4	4	5	88	4	4	5
	E	71	4	5	5	71	4	5	5	71	4	4	5

APPEARANCE & ENVIRONMENT		Overall appearance of Bellaire				Cleanliness of Bellaire				Quality of overall natural environment in Bellaire				Air quality			
		Valid N	Percentile 25	Median	Percentile 75	Valid N	Percentile 25	Median	Percentile 75	Valid N	Percentile 25	Median	Percentile 75	Valid N	Percentile 25	Median	Percentile 75
Sample	Random	302	3	4	4	302	4	4	4	299	3	4	4	276	3	3	4
	Voluntary	118	3	3	4	118	3	4	4	116	3	3	4	111	3	3	4
Age	18-29	0				0				0				0			
	30-45	97	3	4	4	97	3	4	4	96	3	4	4	85	3	3	4
	46-60	174	3	4	4	174	3	4	4	175	3	3	4	166	3	3	4
	61-70	107	3	4	4	107	3	4	4	102	3	4	4	96	3	3	4
	71 and over	41	3	4	4	41	3	4	5	41	3	4	4	39	3	4	4
How many years have you lived in Bellaire?	Less than 2 years	23	3	4	4	23	4	4	4	23	3	4	4	21	3	3	4
	2-5 years	49	3	4	4	49	3	4	4	49	3	4	4	45	3	4	4
	6-10 years	50	3	4	4	52	3	4	4	51	3	3	4	45	3	3	4
	11-20 years	126	3	4	4	125	3	4	4	125	3	3	4	120	3	3	4
	More than 20 years	171	3	4	4	170	3	4	4	167	3	4	4	155	3	3	4
Sex	Male	189	3	4	4	188	3	4	4	185	3	4	4	179	3	3	4
	Female	231	3	4	4	232	3	4	4	230	3	4	4	208	3	3	4
Solid Waste Service Area	A	69	3	4	4	70	3	4	4	68	3	4	4	64	3	3	4
	B	79	3	4	4	78	3	4	4	78	3	3	4	74	3	3	4
	C	72	3	4	4	72	3	4	5	72	3	4	4	69	3	3	4
	D	88	3	4	4	88	3	4	4	88	3	4	4	76	3	3	4
	E	70	3	4	4	70	3	4	4	69	3	4	4	64	3	4	4

RESIDENTIAL DEVELOPMENT		Overall quality of new residential development in Bellaire				Variety of housing options			
		Valid N	Percentile 25	Median	Percentile 75	Valid N	Percentile 25	Median	Percentile 75
Sample	Random	287	4	4	5	290	3	3	4
	Voluntary	116	4	4	5	112	2	3	4
Age	18-29	0				0			
	30-45	95	4	4	5	96	3	3	4
	46-60	166	4	4	5	165	3	3	4
	61-70	101	4	4	5	101	2	3	4
	71 and over	40	4	4	5	39	3	3	4
How many years have you lived in Bellaire?	Less than 2 years	21	4	4	4	23	3	4	4
	2-5 years	48	4	4	5	48	3	4	4
	6-10 years	50	4	4	5	50	3	3	4
	11-20 years	119	4	4	5	118	3	3	4
	More than 20 years	164	4	4	5	162	2	3	4
Sex	Male	181	4	4	5	178	3	4	4
	Female	222	4	4	5	224	3	3	4
Solid Waste Service Area	A	67	4	4	5	63	2	3	4
	B	76	3	4	4	77	2	3	4
	C	67	4	4	5	70	2	3	4
	D	86	4	4	5	82	3	3	4
	E	65	4	4	5	68	3	3	4

2017 BELLAIRE CITIZEN SURVEY

COMMUNITY AND CIVIC ENGAGEMENT		About how often, if at all, do you talk to or visit with your immediate neighbors				Provided help to a friend or neighbor				Participated in a club or civic group in Bellaire				Volunteered your time to a community group or activity in Bellaire			
		Valid N	Percentile 25	Median	Percentile 75	Valid N	Percentile 25	Median	Percentile 75	Valid N	Percentile 25	Median	Percentile 75	Valid N	Percentile 25	Median	Percentile 75
Sample	Random	304	3	5	5	303	2	3	4	302	1	1	1	302	1	1	1
	Voluntary	117	3	5	5	116	3	3	5	116	1	1	2	113	1	1	2
Age	18-29	0				0				0				0			
	30-45	98	3	5	5	97	2	3	4	97	1	1	1	96	1	1	2
	46-60	175	3	5	5	173	2	3	4	173	1	1	2	173	1	1	2
	61-70	107	3	4	5	107	2	3	4	106	1	1	1	105	1	1	1
	71 and over	40	4	4	5	41	2	3	4	41	1	1	1	40	1	1	1
How many years have you lived in Bellaire?	Less than 2 years	23	3	3	5	23	2	3	3	23	1	1	1	23	1	1	1
	2-5 years	49	3	4	5	49	2	3	4	48	1	1	2	49	1	1	1
	6-10 years	52	4	5	5	51	2	3	4	51	1	1	2	50	1	1	2
	11-20 years	126	3	5	5	125	2	3	4	126	1	1	1	125	1	1	1
	More than 20 years	170	4	5	5	170	2	3	4	169	1	1	1	167	1	1	2
Sex	Male	189	4	5	5	189	2	3	4	188	1	1	1	188	1	1	2
	Female	232	3	5	5	230	2	3	4	230	1	1	2	227	1	1	2
Solid Waste Service Area	A	70	3	4	5	70	2	3	4	68	1	1	2	68	1	1	2
	B	78	3	4	5	77	2	3	4	79	1	1	2	76	1	1	2
	C	72	3	5	5	71	2	3	4	72	1	1	1	71	1	1	1
	D	88	4	5	5	88	3	3	4	87	1	1	2	87	1	1	2
	E	71	3	4	5	71	2	3	4	70	1	1	1	71	1	1	1

EASE OF MOBILITY		Ease of car travel in Bellaire				Traffic flow on residential streets				Traffic flow on major streets				Amount of public parking			
		Valid N	Percentile 25	Median	Percentile 75	Valid N	Percentile 25	Median	Percentile 75	Valid N	Percentile 25	Median	Percentile 75	Valid N	Percentile 25	Median	Percentile 75
Sample	Random	302	3	4	5	301	3	4	4	300	3	3	4	257	3	3	4
	Voluntary	116	3	4	5	113	3	3	4	116	3	3	4	104	3	3	4
Age	18-29	0				0				0				0			
	30-45	98	3	4	5	97	3	3	4	96	3	3	4	84	3	3	4
	46-60	172	3	4	5	172	3	3	4	173	3	3	4	150	3	3	4
	61-70	106	3	4	4	104	3	3	4	106	3	3	4	91	3	3	4
	71 and over	41	4	4	5	40	3	4	4	41	3	3	4	36	3	4	4
How many years have you lived in Bellaire?	Less than 2 years	23	3	4	5	23	3	4	4	23	3	3	4	21	3	4	4
	2-5 years	49	4	4	4	48	3	4	4	48	3	3	4	40	3	3	4
	6-10 years	52	4	4	5	52	3	4	4	51	3	3	4	46	3	3	4
	11-20 years	126	3	4	4	124	3	4	4	125	3	3	4	109	3	3	4
	More than 20 years	167	3	4	5	166	3	3	4	168	3	3	4	144	3	3	4
Sex	Male	188	3	4	5	186	3	3	4	189	3	3	4	163	3	3	4
	Female	230	3	4	5	228	3	3	4	227	3	3	4	198	3	3	4
Solid Waste Service Area	A	69	3	4	5	69	3	3	4	68	3	3	4	63	3	3	4
	B	79	3	4	4	78	3	3	4	78	3	3	4	67	3	3	4
	C	72	3	4	5	70	3	4	4	71	3	3	4	62	3	3	4
	D	86	3	4	5	87	3	3	4	87	3	3	4	71	3	3	4
	E	70	3	4	5	69	3	4	4	71	3	3	4	62	3	3	4

EASE OF MOBILITY		Ease of walking in Bellaire				Availability of sidewalks, paths and walking trails				Ease of bicycle travel in Bellaire				Ease of bus travel in Bellaire			
		Valid N	Percentile 25	Median	Percentile 75	Valid N	Percentile 25	Median	Percentile 75	Valid N	Percentile 25	Median	Percentile 75	Valid N	Percentile 25	Median	Percentile 75
Sample	Random	302	2	3	4	302	2	3	4	247	2	3	4	114	3	3	4
	Voluntary	113	2	3	4	117	2	3	3	94	2	3	3	39	3	3	4
Age	18-29	0				0				0				0			
	30-45	96	2	3	4	98	2	2	4	81	2	3	4	23	3	3	4
	46-60	173	2	3	4	174	2	3	4	151	2	3	4	68	3	3	4
	61-70	105	3	3	4	105	2	3	4	79	2	3	3	47	3	3	4
	71 and over	41	2	4	4	41	3	3	4	29	2	3	4	15	3	3	4
How many years have you lived in Bellaire?	Less than 2 years	23	2	3	4	23	2	3	3	19	2	3	4	6	3	3	4
	2-5 years	49	2	3	4	49	2	3	4	40	2	3	4	9	2	3	3
	6-10 years	51	2	3	4	52	2	3	3	41	2	3	3	15	3	3	4
	11-20 years	125	3	3	4	125	2	3	4	104	2	3	3	52	3	3	4
	More than 20 years	166	3	3	4	169	2	3	4	136	2	3	4	71	3	3	4
Sex	Male	187	3	3	4	186	2	3	4	150	2	3	4	73	3	3	4
	Female	228	2	3	4	233	2	3	4	191	2	3	4	80	3	3	4
Solid Waste Service Area	A	67	2	3	4	69	2	3	3	57	2	3	3	24	3	3	4
	B	78	2	3	4	78	1	2	3	66	1	2	3	30	3	3	4
	C	72	3	4	4	72	3	3	4	54	2	3	4	27	2	3	4
	D	86	3	4	4	88	2	3	4	74	2	3	4	30	3	3	4
	E	70	3	3	4	71	2	3	4	59	2	3	4	27	3	4	4

COMMERCIAL DEVELOPMENT		Overall quality of new commercial development in Bellaire				Overall variety of quality business and service estab.s in Bellaire				Shopping opportunities			
		Valid N	Percentile 25	Median	Percentile 75	Valid N	Percentile 25	Median	Percentile 75	Valid N	Percentile 25	Median	Percentile 75
Sample	Random	270	3	3	4	297	3	3	4	300	2	3	3
	Voluntary	111	3	3	3	115	2	3	3	116	2	2	3
Age	18-29	0				0				0			
	30-45	88	3	3	4	96	2	3	4	94	2	2	3
	46-60	159	3	3	3	172	2	3	3	175	2	3	3
	61-70	99	3	3	4	105	3	3	4	105	2	3	4
	71 and over	35	3	3	4	38	3	4	4	41	3	3	4
How many years have you lived in Bellaire?	Less than 2 years	20	3	3	4	22	3	3	4	23	2	3	3
	2-5 years	41	3	3	4	48	2	3	4	47	2	3	3
	6-10 years	46	2	3	3	49	2	3	4	50	2	2	3
	11-20 years	117	3	3	4	126	3	3	4	126	2	3	3
	More than 20 years	156	3	3	4	166	3	3	4	169	2	3	3
Sex	Male	168	3	3	4	184	3	3	4	186	2	3	3
	Female	213	3	3	4	228	2	3	4	230	2	3	3
Solid Waste Service Area	A	65	3	3	4	67	2	3	4	67	2	3	3
	B	73	3	3	3	76	2	3	4	78	2	3	3
	C	65	3	3	4	72	3	3	4	72	2	3	3
	D	74	3	3	3	85	3	3	4	88	2	3	3
	E	66	3	3	4	71	2	3	4	70	2	2	3

COMMUNITY AND CIVIC ENGAGEMENT		Sense of community				Opportunities to participate in community matters				Opportunities to volunteer			
		Valid N	Percentile 25	Median	Percentile 75	Valid N	Percentile 25	Median	Percentile 75	Valid N	Percentile 25	Median	Percentile 75
Sample	Random	303	3	4	4	240	3	3	4	240	3	3	4
	Voluntary	116	3	4	4	96	3	4	4	96	3	4	4
Age	18-29	0				0				0			
	30-45	98	3	4	5	73	3	3	4	73	3	3	4
	46-60	174	3	4	4	149	3	3	4	149	3	3	4
	61-70	106	3	4	4	79	3	4	4	79	3	4	4
	71 and over	40	4	4	5	35	3	4	4	35	3	4	4
How many years have you lived in Bellaire?	Less than 2 years	23	3	4	5	13	3	4	4	13	3	4	4
	2-5 years	49	3	4	5	35	3	3	4	35	3	3	4
	6-10 years	52	3	4	4	41	3	3	4	41	3	3	4
	11-20 years	124	3	4	4	107	3	3	4	107	3	3	4
	More than 20 years	170	3	4	4	139	3	4	4	139	3	4	4
Sex	Male	189	3	4	4	148	3	4	4	148	3	4	4
	Female	230	3	4	4	188	3	3	4	188	3	3	4
Solid Waste Service Area	A	69	3	4	4	57	3	3	4	57	3	3	4
	B	79	3	4	4	63	3	3	4	63	3	3	4
	C	71	3	4	5	59	3	3	4	59	3	3	4
	D	88	3	4	4	70	3	4	4	70	3	4	4
	E	70	3	4	4	53	3	4	4	53	3	4	4

COMMUNITY AND CIVIC ENGAGEMENT		Opportunities to volunteer				Educational opportunities				Recreational opportunities			
		Valid N	Percentile 25	Median	Percentile 75	Valid N	Percentile 25	Median	Percentile 75	Valid N	Percentile 25	Median	Percentile 75
Sample	Random	240	3	3	4	275	3	4	5	294	3	4	4
	Voluntary	96	3	4	4	109	3	4	4	115	3	4	4
Age	18-29	0				0				0			
	30-45	73	3	3	4	89	3	4	5	97	3	4	4
	46-60	149	3	3	4	163	3	4	4	172	3	4	4
	61-70	79	3	4	4	95	3	4	4	102	3	4	4
	71 and over	35	3	4	4	37	4	4	5	37	3	4	5
How many years have you lived in Bellaire?	Less than 2 years	13	3	4	4	21	4	4	5	22	3	4	5
	2-5 years	35	3	3	4	46	4	4	5	49	3	4	4
	6-10 years	41	3	3	4	45	3	4	5	52	3	4	4
	11-20 years	107	3	3	4	116	3	4	4	123	3	4	4
	More than 20 years	139	3	4	4	156	3	4	4	162	3	4	4
Sex	Male	148	3	4	4	172	3	4	4	183	3	4	4
	Female	188	3	3	4	212	3	4	4	226	3	4	4
Solid Waste Service Area	A	57	3	3	4	66	3	4	4	69	3	4	4
	B	63	3	3	4	74	3	4	4	75	3	3	4
	C	59	3	3	4	62	3	4	4	69	3	4	4
	D	70	3	4	4	79	3	4	5	86	3	4	4
	E	53	3	4	4	64	3	4	4	68	3	4	4

2017 BELLAIRE CITIZEN SURVEY

CITY OF BELLAIRE		How would you rate the quality of the services provided by ... The City of Bellaire				The value of services for the taxes paid to Bellaire				The overall direction that Bellaire is taking				The job Bellaire government does at welcoming citizen involvement			
		Valid N	Percentile 25	Median	Percentile 75	Valid N	Percentile 25	Median	Percentile 75	Valid N	Percentile 25	Median	Percentile 75	Valid N	Percentile 25	Median	Percentile 75
Sample	Random	295	4	4	5	298	3	4	4	286	3	4	4	256	3	4	4
	Voluntary	118	3	4	4	117	3	3	4	115	3	3	4	104	3	4	4
Age	18-29	0				0				0				0			
	30-45	96	4	4	5	94	3	3	4	92	3	4	4	87	3	4	4
	46-60	171	3	4	5	172	3	3	4	164	3	3	4	153	3	3	4
	61-70	104	4	4	5	107	3	4	4	103	3	4	4	86	3	4	4
	71 and over	41	4	4	5	41	3	4	4	41	3	4	4	33	3	4	4
How many years have you lived in Bellaire?	Less than 2 years	23	3	4	5	20	3	4	4	23	4	4	4	20	3	4	4
	2-5 years	48	4	4	5	47	3	4	4	44	4	4	4	44	3	4	4
	6-10 years	51	3	4	4	52	3	3	4	50	3	3	4	46	3	3	4
	11-20 years	121	3	4	5	124	3	3	4	116	3	4	4	104	3	3	4
	More than 20 years	169	4	4	5	171	3	3	4	167	3	4	4	145	3	4	4
Sex	Male	186	4	4	5	188	3	4	4	180	3	4	4	160	3	4	4
	Female	227	3	4	5	227	3	3	4	221	3	4	4	200	3	4	4
Solid Waste Service Area	A	69	3	4	5	69	3	4	4	66	3	3	4	58	3	4	4
	B	79	3	4	4	79	3	3	4	74	3	4	4	70	3	3	4
	C	71	4	4	5	71	3	4	4	69	3	4	4	65	3	4	4
	D	82	4	4	5	83	3	3	4	84	3	4	4	72	3	4	4
	E	70	4	4	5	71	3	4	4	67	3	4	4	60	3	4	4

PUBLIC SAFETY: POLICE		Rate the quality of police services				Rate the quality of crime prevention				Rate the quality of traffic enforcement				Budget and/or fee increase ... police services (1= strongly oppose ... 5=strongly support)			
		Valid N	Percentile 25	Median	Percentile 75	Valid N	Percentile 25	Median	Percentile 75	Valid N	Percentile 25	Median	Percentile 75	Valid N	Percentile 25	Median	Percentile 75
Sample	Random	300	4	5	5	284	4	4	5	279	4	4	5	302	4	4	5
	Voluntary	116	4	5	5	113	3	4	4	106	3	4	5	118	4	4	5
Age	18-29	0				0				0				0			
	30-45	93	4	5	5	87	3	4	5	86	3	4	5	98	4	4	5
	46-60	174	4	5	5	167	4	4	5	161	3	4	5	175	4	4	5
	61-70	107	4	5	5	104	4	4	5	99	4	4	5	105	4	5	5
	71 and over	41	4	5	5	39	4	4	5	39	4	4	5	41	4	5	5
How many years have you lived in Bellaire?	Less than 2 years	19	4	5	5	19	4	4	5	15	4	4	5	23	3	4	5
	2-5 years	47	4	5	5	41	3	4	5	44	3	4	5	49	4	4	5
	6-10 years	52	4	5	5	50	3	4	4	45	3	4	4	52	4	4	5
	11-20 years	126	4	5	5	122	4	4	5	120	3	4	5	126	4	4	5
	More than 20 years	171	4	5	5	164	4	4	5	160	4	4	5	169	4	5	5
Sex	Male	188	4	5	5	180	4	4	5	176	3	4	5	188	4	4	5
	Female	228	4	5	5	217	3	4	5	209	3	4	5	232	4	4	5
Solid Waste Service Area	A	70	4	5	5	67	3	4	5	63	4	4	5	70	3	4	5
	B	79	4	4	5	72	3	4	4	69	3	4	4	78	4	4	5
	C	72	4	5	5	71	4	4	5	66	3	4	5	71	4	4	5
	D	84	4	5	5	81	4	4	4	81	3	4	5	88	4	4	5
	E	70	4	5	5	68	4	4	5	68	4	4	5	71	3	4	5

2017 BELLAIRE CITIZEN SURVEY

PUBLIC SAFETY: FIRE & EMS		Rate the quality of fire services				Rate the quality of fire prevention and education				Budget and/or fee increase ... Fire services (1=strongly oppose ... 5=strongly support)				Rate the quality of ambulance or emergency medical services				Budget and/or fee increase ... EMS services (1= strongly oppose ... 5=strongly support)			
		Valid N	Percentile 25	Median	Percentile 75	Valid N	Percentile 25	Median	Percentile 75	Valid N	Percentile 25	Median	Percentile 75	Valid N	Percentile 25	Median	Percentile 75	Valid N	Percentile 25	Median	Percentile 75
Sample	Random	245	4	5	5	197	4	4	5	302	3	4	4	207	4	5	5	301	3	4	5
	Voluntary	101	4	5	5	78	4	4	5	118	3	4	5	84	4	5	5	117	3	4	5
Age	18-29	0				0				0				0				0			
	30-45	72	4	5	5	59	4	4	5	96	3	4	4	60	4	5	5	97	3	4	4
	46-60	143	5	5	5	113	4	4	5	175	3	4	4	123	5	5	5	174	3	4	4
	61-70	92	4	5	5	72	4	4	5	107	3	4	5	77	4	5	5	105	3	4	5
	71 and over	38	4	5	5	31	4	4	5	41	4	4	5	30	5	5	5	41	4	5	5
How many years have you lived in Bellaire?	Less than 2 years	10	5	5	5	8	4	4	5	23	3	3	4	7	5	5	5	23	3	3	4
	2-5 years	36	4	5	5	29	4	4	5	49	3	4	4	28	5	5	5	49	3	4	4
	6-10 years	41	4	5	5	32	3	4	5	51	3	4	4	34	4	5	5	50	3	4	4
	11-20 years	106	4	5	5	86	4	4	5	126	3	4	4	91	4	5	5	125	3	4	5
Sex	Male	152	4	5	5	131	4	4	5	188	3	4	4	130	5	5	5	187	3	4	4
	Female	194	4	5	5	144	4	4	5	232	3	4	5	161	4	5	5	231	3	4	5
Solid Waste Service Area	A	59	4	5	5	48	4	4	5	69	3	4	4	48	5	5	5	68	3	4	4
	B	61	4	5	5	46	4	4	5	79	3	4	5	52	4	5	5	79	3	4	5
	C	61	4	5	5	53	4	4	5	72	3	4	5	53	4	5	5	72	3	4	5
	D	70	5	5	5	50	4	4	5	87	3	4	5	61	4	5	5	87	3	4	5
	E	60	5	5	5	55	4	4	5	71	3	4	4	49	5	5	5	71	3	4	4

PUBLIC WORKS: STREETS & SIDEWALKS		Street repair				Street cleaning				Sidewalk maintenance				Traffic signal timing				Budget and/or fee increase ...street maintenance (1= strongly oppose ... 5=strongly support)			
		Valid N	Percentile 25	Median	Percentile 75	Valid N	Percentile 25	Median	Percentile 75	Valid N	Percentile 25	Median	Percentile 75	Valid N	Percentile 25	Median	Percentile 75	Valid N	Percentile 25	Median	Percentile 75
Sample	Random	245	4	5	5	197	4	4	5	302	3	4	4	287	3	3	4	303	4	4	5
	Voluntary	101	4	5	5	78	4	4	5	118	3	4	5	108	3	3	4	118	4	4	5
Age	18-29	0				0				0				0				0			
	30-45	72	4	5	5	59	4	4	5	96	3	4	4	92	3	3	4	98	4	4	5
	46-60	143	5	5	5	113	4	4	5	175	3	4	4	164	3	3	4	175	4	4	5
	61-70	92	4	5	5	72	4	4	5	107	3	4	5	100	3	3	4	106	4	4	5
	71 and over	38	4	5	5	31	4	4	5	41	4	4	5	39	3	3	4	41	4	5	5
How many years have you lived in Bellaire?	Less than 2 years	10	5	5	5	8	4	4	5	23	3	3	4	21	3	4	4	23	4	4	5
	2-5 years	36	4	5	5	29	4	4	5	49	3	4	4	48	3	4	4	49	4	4	5
	6-10 years	41	4	5	5	32	3	4	5	51	3	4	4	47	3	3	4	52	4	4	5
	11-20 years	106	4	5	5	86	4	4	5	126	3	4	4	122	3	3	4	126	4	4	5
Sex	Male	152	4	5	5	131	4	4	5	188	3	4	4	177	3	3	4	189	4	4	5
	Female	194	4	5	5	144	4	4	5	232	3	4	5	218	3	3	4	232	4	4	5
Solid Waste Service Area	A	59	4	5	5	48	4	4	5	69	3	4	4	66	3	3	4	69	4	5	5
	B	61	4	5	5	46	4	4	5	79	3	4	5	74	3	3	4	79	4	4	5
	C	61	4	5	5	53	4	4	5	72	3	4	5	67	3	3	4	72	4	4	5
	D	70	5	5	5	50	4	4	5	87	3	4	5	81	3	3	4	88	4	4	5
	E	60	5	5	5	55	4	4	5	71	3	4	4	68	3	4	4	71	4	4	5

PUBLIC WORKS: GARBAGE & RECYCLING		Garbage collection				Recycling				Budget and/or fee increase ...Solid Waste & Recycling services (1= strongly oppose ... 5=strongly support)			
		Valid N	Percentile 25	Median	Percentile 75	Valid N	Percentile 25	Median	Percentile 75	Valid N	Percentile 25	Median	Percentile 75
Sample	Random	302	4	5	5	295	4	5	5	302	3	4	5
	Voluntary	117	4	5	5	116	4	5	5	118	3	4	4
Age	18-29	0				0				0			
	30-45	97	4	4	5	96	4	4	5	97	3	4	4
	46-60	175	4	5	5	172	4	5	5	174	3	4	4
	61-70	105	4	5	5	104	4	5	5	107	3	4	5
	71 and over	41	5	5	5	38	4	5	5	41	4	5	5
How many years have you lived in Bellaire?	Less than 2 years	23	4	4	5	23	4	4	5	23	3	4	5
	2-5 years	49	4	5	5	49	4	5	5	49	3	4	4
	6-10 years	51	4	4	5	50	4	4	5	51	2	4	5
	11-20 years	126	4	4	5	121	4	4	5	126	3	4	5
Sex	Male	189	4	5	5	182	4	5	5	189	3	4	5
	Female	230	4	5	5	229	4	5	5	231	3	4	5
Solid Waste Service Area	A	70	4	5	5	69	4	5	5	69	3	4	4
	B	79	4	4	5	75	4	5	5	78	3	4	5
	C	70	4	5	5	70	4	5	5	72	3	4	4
	D	87	4	5	5	88	4	5	5	88	3	4	5
	E	71	4	5	5	68	4	5	5	71	3	4	4

2017 BELLAIRE CITIZEN SURVEY

PARKS & RECREATION		City Parks				Budget and/or fee increase ...parks/recreation maintenance (1= strongly oppose ... 5=strongly support)				Recreation programs or classes				Budget and/or fee increase ...parks/recreation programs (1= strongly oppose ... 5=strongly support)			
		Valid N	Percentile 25	Median	Percentile 75	Valid N	Percentile 25	Median	Percentile 75	Valid N	Percentile 25	Median	Percentile 75	Valid N	Percentile 25	Median	Percentile 75
Sample	Random	289	4	4	5	299	3	4	5	181	3	4	4	300	3	4	4
	Voluntary	111	4	4	5	116	4	4	5	74	3	4	4	113	3	4	4
Age	18-29	0				0				0				0			
	30-45	97	3	4	5	97	4	4	5	57	3	4	4	98	3	4	5
	46-60	169	3	4	4	171	3	4	5	111	3	4	5	171	3	4	4
	61-70	99	4	4	5	105	4	4	5	69	3	4	4	102	3	4	4
	71 and over	34	4	4	5	41	4	4	5	18	4	4	5	41	3	4	5
How many years have you lived in Bellaire?	Less than 2 years	23	4	4	5	23	3	4	5	13	4	4	5	23	3	4	5
	2-5 years	49	3	4	5	49	4	4	5	29	3	4	4	49	3	4	5
	6-10 years	47	3	4	4	51	3	4	5	29	3	4	4	52	3	4	5
	11-20 years	122	4	4	5	124	4	4	5	83	3	4	4	124	3	4	4
	More than 20 years	158	4	4	5	167	3	4	5	100	4	4	5	164	3	4	4
Sex	Male	177	4	4	5	187	3	4	5	107	3	4	4	188	3	4	4
	Female	223	4	4	5	228	4	4	5	148	3	4	5	225	3	4	4
Solid Waste Service Area	A	64	3	4	4	67	3	4	5	42	3	4	4	70	3	4	5
	B	74	3	4	4	77	3	4	5	47	3	4	4	77	3	4	4
	C	68	4	4	5	72	3	4	5	48	3	4	5	68	3	4	4
	D	84	4	4	5	88	4	4	5	42	3	4	4	85	3	4	5
	E	70	4	4	5	70	4	4	4	49	4	4	5	71	3	4	4

PARKS & RECREATION		Recreation Center or facilities				Services to seniors (BLIFE)				Services to youth				Budget and/or fee increase ...Senior center services (BLIFE) (1= strongly oppose ... 5=strongly support)			
		Valid N	Percentile 25	Median	Percentile 75	Valid N	Percentile 25	Median	Percentile 75	Valid N	Percentile 25	Median	Percentile 75	Valid N	Percentile 25	Median	Percentile 75
Sample	Random	232	3	4	4	68	3	3	4	164	3	4	4	302	3	3	4
	Voluntary	93	3	4	4	34	2	4	4	68	3	4	4	118	3	3	4
Age	18-29	0				0				0				0			
	30-45	81	3	4	4	6	3		5	57	3	4	5	97	3	3	4
	46-60	133	3	4	4	34	3	3	4	109	3	4	4	175	3	3	4
	61-70	83	3	4	4	43	2	3	4	54	4	4	4	106	3	4	4
	71 and over	27	4	4	5	18	3	3	4	12	4	4	4	41	3	4	5
How many years have you lived in Bellaire?	Less than 2 years	17	3	4	4	3	3	4	5	9	4	5	5	23	2	3	4
	2-5 years	39	3	4	4	4	3	3	4	26	3	3	4	49	3	3	4
	6-10 years	40	3	4	4	8	2	3	3	27	3	3	4	52	3	3	4
	11-20 years	103	3	4	4	25	3	3	4	80	4	4	4	126	3	3	4
	More than 20 years	125	3	4	5	61	3	3	4	89	4	4	4	170	3	4	4
Sex	Male	144	3	4	4	43	3	3	4	97	3	4	4	189	3	3	4
	Female	181	3	4	4	59	3	3	4	135	3	4	4	231	3	3	4
Solid Waste Service Area	A	53	3	4	4	20	3	3	4	37	4	4	4	70	3	3	4
	B	59	3	4	4	19	2	3	5	41	3	4	4	79	3	3	4
	C	56	3	4	5	26	2	3	4	42	3	4	5	72	3	4	4
	D	64	3	4	4	13	3	3	4	48	3	4	4	88	3	3	4
	E	62	3	4	5	19	3	4	5	42	4	4	5	71	3	4	4

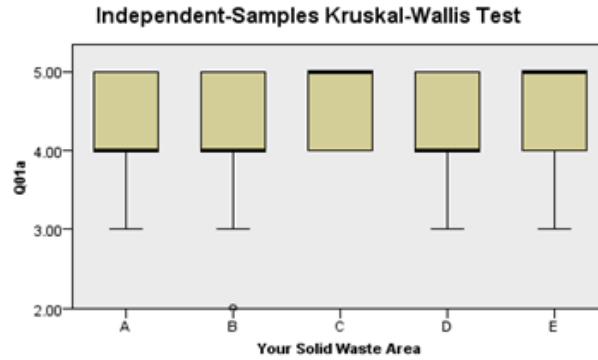
DEVELOPMENT SERVICES		Land use, planning and zoning				Code enforcement				Commercial development				Budget and/or fee increase ...Development Services/Code Enforcement services (1= strongly oppose ... 5=strongly support)			
		Valid N	Percentile 25	Median	Percentile 75	Valid N	Percentile 25	Median	Percentile 75	Valid N	Percentile 25	Median	Percentile 75	Valid N	Percentile 25	Median	Percentile 75
Sample	Random	261	3	3	4	247	3	4	4	234	2	3	4	300	3	3	4
	Voluntary	111	2	3	4	100	2	3	4	101	2	3	3	116	3	4	4
Age	18-29	0				0				0				0			
	30-45	84	3	3	4	81	2	3	4	69	2	3	3	96	3	3	4
	46-60	154	3	3	4	142	3	3	4	140	2	3	3	172	3	3	4
	61-70	97	3	3	4	86	3	4	4	91	2	3	4	107	3	4	4
	71 and over	37	3	4	4	37	3	4	4	35	3	3	3	40	3	4	5
How many years have you lived in Bellaire?	Less than 2 years	15	3	4	5	18	3	4	5	12	3	3	5	22	3	3	4
	2-5 years	44	3	3	4	37	3	3	4	34	2	3	4	49	3	3	4
	6-10 years	43	2	3	4	42	2	3	4	42	2	3	3	50	3	3	4
	11-20 years	114	3	3	4	103	3	4	4	106	2	3	3	125	3	3	4
	More than 20 years	155	3	3	4	146	3	3	4	140	2	3	3	169	3	4	4
Sex	Male	165	3	3	4	152	3	4	4	150	2	3	3	189	3	3	4
	Female	207	3	3	4	195	2	3	4	185	2	3	3	227	3	3	4
Solid Waste Service Area	A	67	3	3	4	57	3	3	4	63	2	3	3	70	3	4	4
	B	71	2	3	4	61	3	3	4	61	2	3	3	78	3	3	4
	C	61	3	3	4	63	3	3	4	63	2	3	3	72	3	4	4
	D	76	3	3	4	73	3	3	4	62	2	3	3	87	3	3	4
	E	65	2	3	4	60	3	4	4	56	2	3	4	68	3	3	4

2017 BELLAIRE CITIZEN SURVEY

LIBRARY & ADMINISTRATIVE SERVICES		Please rate the quality of ... public library services				Budget and/or fee increase ... library services (1= strongly oppose ... 5=strongly support)				Public information services				Budget and/or fee increase ...General Administration (1= strongly oppose ... 5=strongly support)			
		Valid N	Percentile 25	Median	Percentile 75	Valid N	Percentile 25	Median	Percentile 75	Valid N	Percentile 25	Median	Percentile 75	Valid N	Percentile 25	Median	Percentile 75
Sample	Random	212	3	4	4	302	3	4	4	234	2	3	4	303	2	3	3
	Voluntary	78	3	4	4	118	3	4	5	101	2	3	3	117	2	3	3
Age	18-29	0				0				0				0	.	.	.
	30-45	71	3	4	5	98	3	4	5	69	2	3	3	98	2	3	3
	46-60	124	3	4	4	173	3	4	4	140	2	3	3	173	2	3	3
	61-70	71	3	4	5	107	3	4	4	91	2	3	4	107	2	3	4
	71 and over	24	4	5	5	41	3	4	5	35	3	3	3	41	2	3	4
How many years have you lived in Bellaire?	Less than 2 years	13	4	4	5	23	3	4	5	12	3	3	5	23	2	3	3
	2-5 years	38	3	4	5	49	3	4	5	34	2	3	4	49	2	3	3
	6-10 years	32	3	4	4	52	2	4	5	42	2	3	3	52	1	3	4
	11-20 years	84	3	4	4	124	3	4	4	106	2	3	3	126	2	3	3
	More than 20 years	122	3	4	5	171	3	4	5	140	2	3	3	169	2	3	4
Sex	Male	133	3	4	4	188	3	4	5	150	2	3	3	189	2	3	3
	Female	157	3	4	4	232	3	4	4	185	2	3	3	231	2	3	4
Solid Waste Service Area	A	51	3	4	4	70	3	4	5	63	2	3	3	70	2	3	3
	B	56	4	4	5	77	3	4	5	61	2	3	3	77	2	3	3
	C	47	4	4	5	72	3	4	4	63	2	3	3	72	2	3	4
	D	54	3	4	5	88	3	4	4	62	2	3	3	88	2	3	4
	E	57	3	4	5	71	3	4	5	56	2	3	4	71	2	3	3

GROUP ANALYSIS – EXECUTIVE SUMMARY

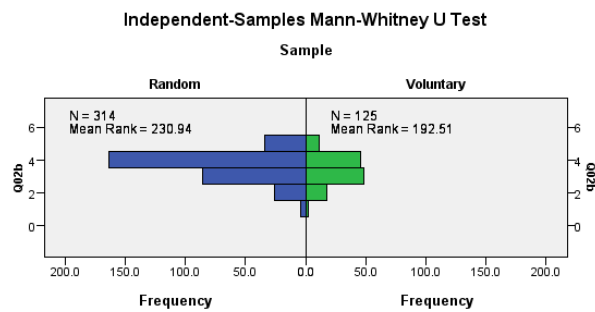
QUALITY OF LIFE



Total N	278
Test Statistic	11.896
Degrees of Freedom	4
Asymptotic Sig. (2-sided test)	.018

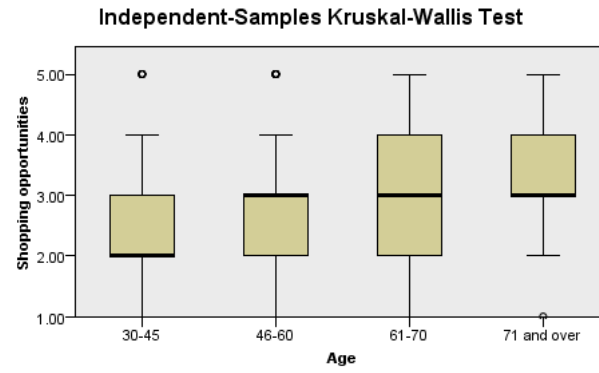
1. The test statistic is adjusted for ties.

APPEARANCE AND ENVIRONMENT



Total N	439
Mann-Whitney U	16,189.000
Wilcoxon W	24,064.000
Test Statistic	16,189.000
Standard Error	1,112.523
Standardized Test Statistic	-3.088
Asymptotic Sig. (2-sided test)	.002

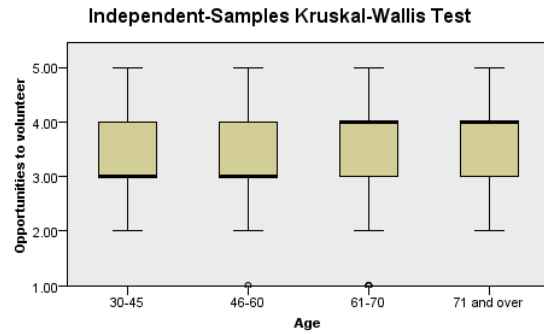
RESIDENTIAL AND COMMERCIAL DEVELOPMENT



Total N	431
Test Statistic	16.842
Degrees of Freedom	3
Asymptotic Sig. (2-sided test)	.001

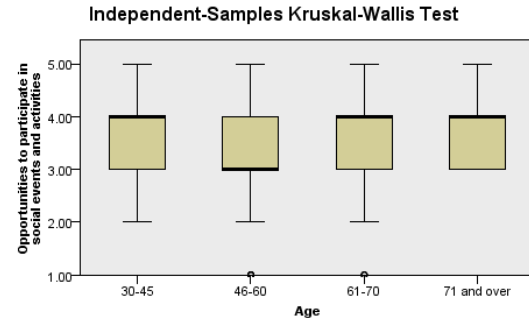
1. The test statistic is adjusted for ties.

COMMUNITY & CIVIC ENGAGEMENT



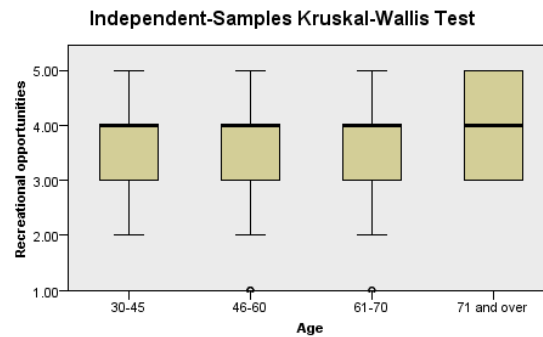
Total N	346
Test Statistic	7.903
Degrees of Freedom	3
Asymptotic Sig. (2-sided test)	.048

1. The test statistic is adjusted for ties.



Total N	404
Test Statistic	8.376
Degrees of Freedom	3
Asymptotic Sig. (2-sided test)	.039

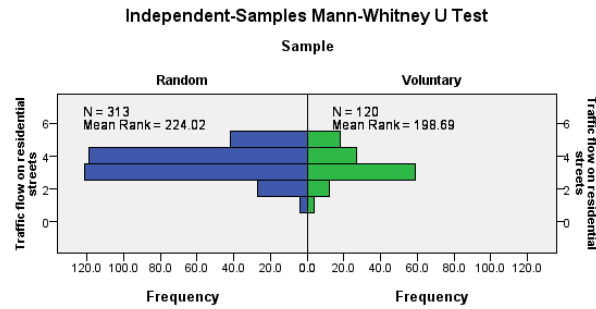
1. The test statistic is adjusted for ties.



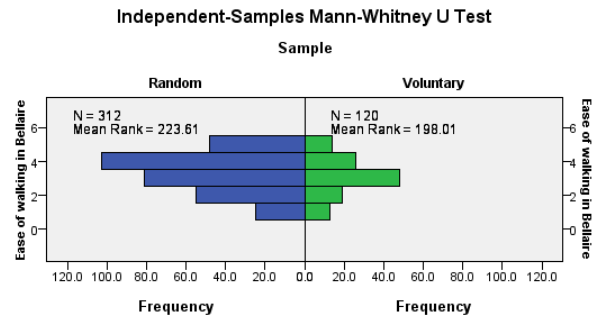
Total N	422
Test Statistic	10.435
Degrees of Freedom	3
Asymptotic Sig. (2-sided test)	.015

1. The test statistic is adjusted for ties.

EASE OF MOBILITY

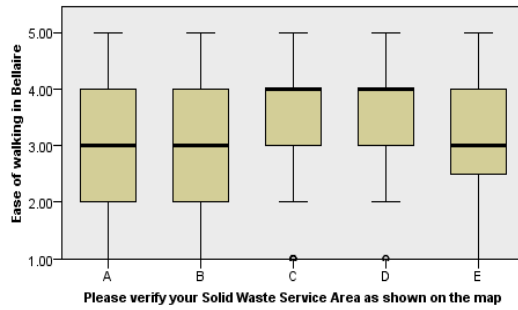


Total N	433
Mann-Whitney U	16,583.000
Wilcoxon W	23,843.000
Test Statistic	16,583.000
Standard Error	1,097.338
Standardized Test Statistic	-2.002
Asymptotic Sig. (2-sided test)	.045



Total N	432
Mann-Whitney U	16,501.000
Wilcoxon W	23,761.000
Test Statistic	16,501.000
Standard Error	1,125.753
Standardized Test Statistic	-1.971
Asymptotic Sig. (2-sided test)	.049

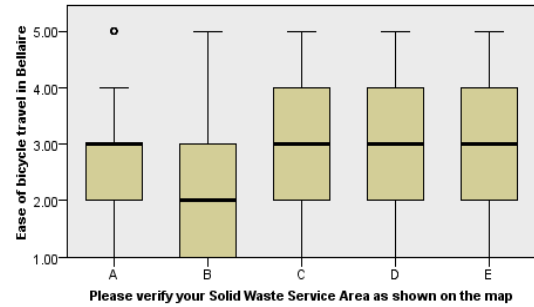
Independent-Samples Kruskal-Wallis Test



Total N	388
Test Statistic	15.123
Degrees of Freedom	4
Asymptotic Sig. (2-sided test)	.004

1. The test statistic is adjusted for ties.

Independent-Samples Kruskal-Wallis Test



Total N	321
Test Statistic	18.506
Degrees of Freedom	4
Asymptotic Sig. (2-sided test)	.001

1. The test statistic is adjusted for ties.

Independent-Samples Kruskal-Wallis Test



Total N	394
Test Statistic	22.751
Degrees of Freedom	4
Asymptotic Sig. (2-sided test)	.000

1. The test statistic is adjusted for ties.

2017

2017 BELLAIRE CITIZEN SURVEY

LIBRARY

LIBRARY

The results of the 2017 Bellaire Citizen Survey indicate that Bellaire residents that visited the Library generally had a favorable experience, and that the community in general regards the Library staff and programs as “Above Average”.

From the results of the scaled survey questions specifically dealing with the Bellaire Library, the following observations are made:

- Roughly, 45% of survey respondents had been in contact with the library staff in the past year. Those who did visit the Library rated the Library’s staff as being “Above Average” to “Excellent”.
- The Library’s programs, services, and resources were largely regarded as “Above Average”
- An analysis of variance between the different respondent groups indicated that those of child raising age (30-45) were more likely to have used Library services and programs.
- Overall, respondents indicated that they would “somewhat support” an increase in funding for the Library.

DATA TABLES – LIBRARY

In all tables below, “25%” and “75%” represent percentiles for the distribution of scores for the question. Ex: 25% is the 25th percentile – also referred to as the first or lower quartile in the interquartile range. Median being the score associated with the midpoint of the distribution of scores – for all intents and purposes, the “average”. The inclusion of the 25th and 75th percentiles was done to give some indication of the range of scores for a given respondent group.

CITY OF BELLAIRE LIBRARY

(1="Never", 2="Less than once a month", 3="About once a month",
4="2 to 3 times per month")

In the past year, how often have you or other household members ...		Used the Library or their services			
		Count	25%	Median	75%
Sample	Random	316	1	2	3
	Voluntary	125	1	2	3
Age	18-29	0			
	30-45	101	1	2	3
	46-60	184	1	2	2
	61-70	108	1	1	2
	71 and over	44	1	2	2
Do any children 17 or under live in household?	Yes	187	1	2	3
	No	240	1	1	2
Are you or a household member 65 or older?	Yes	138	1	2	2
	No	295	1	2	3
Education	High school or GED	5	1	1	1
	some college	31	1	2	3
	college degree	152	1	2	2
	graduate degree or beyond	251	1	2	3
What is your current employment status?	Working full time for pay	243	1	2	3
	Working part time for pay	46	1	2	2
	Unemployed, looking for paid work	10	1	1	3
	Unemployed, not looking for paid work	31	1	2	2
	Fully retired	94	1	1	2
How many years have you lived in Bellaire?	Less than 2 years	23	1	2	4
	2-5 years	51	2	2	3
	6-10 years	55	1	2	3
	11-20 years	131	1	2	3
	More than 20 years	179	1	2	2
Please verify your Solid Waste Service Area as shown on the map	A	71	1	2	3
	B	85	1	2	3
	C	73	1	2	2
	D	93	1	2	3
	E	74	1	2	3

2017 BELLAIRE CITIZEN SURVEY

CITY OF BELLAIRE LIBRARY

(Rating: 1= "Very Poor", 2= "Below Average", 3= "Average", 4= "Above Average", 5= "Excellent")

Library Services		Please rate the quality of ... Public library services				Library resources (books, DVDs, audio books, e-books, magazines, etc.)				Library programs				Access to technology			
		Count	25%	Median	75%	Count	25%	Median	75%	Count	25%	Median	75%	Count	25%	Median	75%
Sample	Random	316	3	4	4	316	3	4	4	316	3	4	5	316	3	4	4
	Voluntary	125	3	4	5	125	3	4	4	125	4	4	5	125	3	4	5
Age	18-29	0				0				0				0			
	30-45	101	3	4	5	101	3	4	4	101	3	4	5	101	3	4	4
	46-60	184	3	4	4	184	3	3	4	184	3	4	5	184	3	3	4
	61-70	108	3	4	5	108	3	4	5	108	4	4	5	108	3	4	5
	71 and over	44	4	5	5	44	4	5	5	44	4	5	5	44	4	4	5
Do any children 17 or under live in household?	Yes	187	3	4	4	187	3	4	4	187	3	4	5	187	3	4	4
	No	240	3	4	4	240	3	4	5	240	4	4	5	240	3	4	5
Are you or a household member 65 or older?	Yes	138	3	4	5	138	3	4	5	138	4	4	5	138	3	4	5
	No	295	3	4	4	295	3	4	4	295	3	4	5	295	3	3	4
Education	High school or GED	5	4	4	5	5	5	5	5	5				5	5	5	5
	some college	31	3	4	5	31	3	4	5	31	4	4	5	31	4	4	5
	college degree	152	3	4	4	152	3	4	4	152	3	4	5	152	3	4	4
What is your current employment status?	graduate degree or	251	3	4	5	251	3	4	4	251	4	4	5	251	3	4	4
	Working full time for pay	243	3	4	4	243	3	3	4	243	3	4	5	243	3	3	4
	Working part time for pay	46	3	4	5	46	3	3	5	46	3	4	5	46	3	5	5
	Unemployed, looking for	10	5	5	5	10	4	4	5	10	4	5	5	10	4	5	5
	Unemployed, not looking	31	3	4	4	31	3	4	4	31	4	4	5	31	3	3	4
How many years have you lived in Bellaire?	Fully retired	94	4	4	5	94	4	4	5	94	4	5	5	94	4	4	5
	Less than 2 years	23	4	4	5	23	3	4	5	23	4	4	5	23	4	4	5
	2-5 years	51	3	4	5	51	3	4	4	51	3	4	5	51	3	4	4
	6-10 years	55	3	4	4	55	3	4	4	55	3	4	4	55	3	3	4
	11-20 years	131	3	4	4	131	3	3	4	131	3	4	5	131	3	3	4
Please verify your Solid Waste Service Area as shown on the map	More than 20 years	179	3	4	5	179	3	4	5	179	4	4	5	179	3	4	5
	A	71	3	4	4	71	3	4	5	71	4	4	5	71	3	4	4
	B	85	4	4	5	85	3	4	4	85	4	4	5	85	3	3	4
	C	73	4	4	5	73	3	4	4	73	3	3	4	73	3	4	4
	D	93	3	4	5	93	3	3	4	93	4	4	5	93	3	3	5
	E	74	3	4	5	74	3	4	5	74	4	4	5	74	3	4	5

CITY OF BELLAIRE LIBRARY

(Rating: 1= "Strongly Oppose", 2= "Somewhat Oppose", 3= "Undecided", 4= "Somewhat Support", 5= "Strongly Support")

Support for Increase in Funding		If the City were to propose a budget and/or fee increase ... Library services			
		Count	25%	Median	75%
Sample	Random	316	3	4	4
	Voluntary	125	3	4	5
Age	18-29	0			
	30-45	101	3	4	5
	46-60	184	3	4	4
	61-70	108	3	4	4
	71 and over	44	3	4	5
Do any children 17 or under live in household?	Yes	187	3	4	5
	No	240	3	4	4
Are you or a household member 65 or older?	Yes	138	3	4	5
	No	295	3	4	4
Education	High school or GED	5	3	3	4
	some college	31	3	4	5
	college degree	152	3	4	4
	graduate degree or beyond	251	3	4	5
What is your current employment status?	Working full time for pay	243	3	4	4
	Working part time for pay	46	3	3	4
	Unemployed, looking for paid work	10	2	3	4
	Unemployed, not looking for paid work	31	4	4	5
	Fully retired	94	3	4	5
How many years have you lived in Bellaire?	Less than 2 years	23	3	4	5
	2-5 years	51	3	4	5
	6-10 years	55	2	4	5
	11-20 years	131	3	4	4
	More than 20 years	179	3	4	4
Please verify your Solid Waste Service Area as shown on the map	A	71	3	4	5
	B	85	3	4	5
	C	73	3	4	4
	D	93	3	4	4
	E	74	3	4	4

2017 BELLAIRE CITIZEN SURVEY

CITY OF BELLAIRE LIBRARY

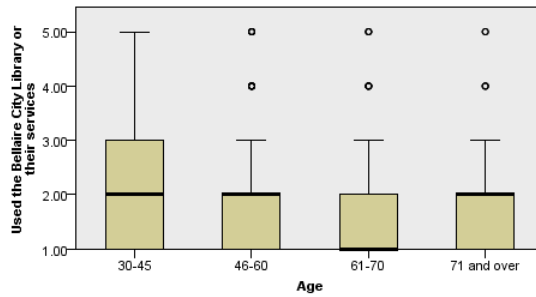
(Rating: 1= "Very Poor", 2= "Below Average", 3="Average", 4= "Above Average", 5="Excellent")

LIBRARY		Have you had any in-person or email contact with an employee of the Bellaire City Library over the last year?				How would you rate your most recent contact for ...Overall impression				How would you rate your most recent contact for...Knowledge			
		No	%	Yes	%	Count	25%	Median	75%	Count	25%	Median	75%
Sample	Random	184	58.4	131	41.6	316	4	5	5	316	4	5	5
	Voluntary	55	44.4	69	55.6	125	4	4	5	125	4	4	5
Age	18-29	0				0				0			
	30-45	56	55.4	45	44.6	101	4	4	5	101	4	4	5
	46-60	101	55.2	82	44.8	184	4	5	5	184	4	5	5
	61-70	59	54.6	49	45.4	108	4	5	5	108	4	5	5
	71 and over	22	51.2	21	48.8	44	4	5	5	44	4	5	5
Do any children 17 or under live in your	Yes	98	52.4	89	47.6	187	4	5	5	187	4	5	5
	No	137	57.6	101	42.4	240	4	4	5	240	4	4	5
Are you or any other members of your	Yes	70	51.1	67	48.9	138	4	5	5	138	4	5	5
	No	166	56.5	128	43.5	295	4	5	5	295	4	5	5
Education	High school or GED	2	50	2	50	5	1	3	5	5	1	3	5
	some college	18	58.1	13	41.9	31	4	5	5	31	4	5	5
	college degree	84	55.6	67	44.4	152	4	5	5	152	4	5	5
	graduate degree or beyond	134	53.4	117	46.6	251	4	4	5	251	4	4	5
What is your current employment status?	Working full time for pay	139	57.2	104	42.8	243	4	5	5	243	4	5	5
	Working part time for pay	23	51.1	22	48.9	46	3	5	5	46	3	5	5
	Unemployed, looking for work	6	60	4	40	10	4	5	5	10	4	5	5
	Unemployed, not looking for work	16	51.6	15	48.4	31	4	4	5	31	4	4	5
	Fully retired	48	51.6	45	48.4	94	4	5	5	94	4	5	5
How many years have you lived in Bellaire?	Less than 2 years	18	78.3	5	21.7	23	3	4	5	23	4	4	5
	2-5 years	28	54.9	23	45.1	51	4	5	5	51	4	5	5
	6-10 years	31	56.4	24	43.6	55	3	4	5	55	3	4	5
	11-20 years	71	54.6	59	45.4	131	4	5	5	131	4	5	5
	More than 20 years	91	51.1	87	48.9	179	4	5	5	179	4	4	5
Please verify your Solid Waste Service Area as shown on the map	A	32	45.1	39	54.9	71	4	4	5	71	4	4	5
	B	42	50	42	50	85	4	5	5	85	4	5	5
	C	44	60.3	29	39.7	73	4	5	5	73	4	5	5
	D	51	54.8	42	45.2	93	4	4	5	93	4	5	5
	E	42	56.8	32	43.2	74	4	5	5	74	4	4	5

LIBRARY		How would you rate your most recent contact for...Responsiveness				How would you rate your most recent contact for...Courtesy				Library hours			
		Count	25%	Median	75%	Count	25%	Median	75%	Count	25%	Median	75%
Sample	Random	316	4	5	5	316	4	5	5	316	3	4	5
	Voluntary	125	4	5	5	125	4	5	5	125	3	4	5
Age	18-29	0				0				0			
	30-45	101	4	5	5	101	3	5	5	101	3	4	5
	46-60	184	4	5	5	184	4	5	5	184	3	4	4
	61-70	108	4	5	5	108	4	5	5	108	4	4	5
	71 and over	44	4	5	5	44	4	5	5	44	4	5	5
Do any children 17 or under live in your	Yes	187	4	5	5	187	4	5	5	187	3	4	5
	No	240	4	5	5	240	4	5	5	240	4	4	5
Are you or any other members of your	Yes	138	4	5	5	138	4	5	5	138	3	4	5
	No	295	4	5	5	295	4	5	5	295	3	4	5
Education	High school or GED	5	1	3	5	5	1	3	5	5	4	4	4
	some college	31	4	5	5	31	4	5	5	31	3	4	5
	college degree	152	4	5	5	152	4	5	5	152	3	4	5
	graduate degree or beyond	251	4	5	5	251	4	5	5	251	3	4	5
What is your current employment status?	Working full time for pay	243	4	5	5	243	4	5	5	243	3	4	5
	Working part time for pay	46	3	5	5	46	3	5	5	46	3	4	5
	Unemployed, looking for work	10	4	5	5	10	4	5	5	10	4	4	5
	Unemployed, not looking for work	31	4	4	5	31	4	4	5	31	4	4	4
	Fully retired	94	4	5	5	94	4	5	5	94	4	4	5
How many years have you lived in Bellaire?	Less than 2 years	23	3	4	5	23	3	4	5	23	3	4	4
	2-5 years	51	4	5	5	51	4	5	5	51	3	4	5
	6-10 years	55	3	4	5	55	3	4	5	55	3	3	4
	11-20 years	131	4	5	5	131	4	5	5	131	3	4	4
	More than 20 years	179	4	5	5	179	4	5	5	179	4	4	5
Please verify your Solid Waste Service Area as shown on the map	A	71	4	5	5	71	4	5	5	71	3	4	5
	B	85	4	5	5	85	4	5	5	85	3	4	5
	C	73	4	5	5	73	4	5	5	73	3	4	4
	D	93	4	5	5	93	4	5	5	93	3	4	5
	E	74	4	5	5	74	4	5	5	74	3	4	5

GROUP ANALYSIS - LIBRARY

Independent-Samples Kruskal-Wallis Test

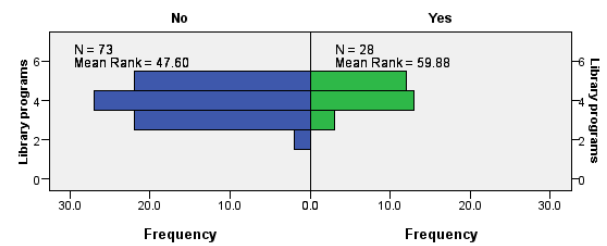


Total N	437
Test Statistic	19.601
Degrees of Freedom	3
Asymptotic Sig. (2-sided test)	.000

1. The test statistic is adjusted for ties.

Independent-Samples Mann-Whitney U Test

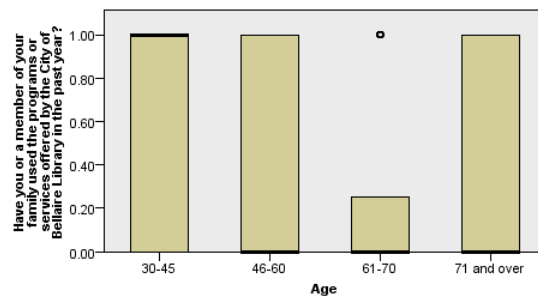
Are you or any other members of your household aged 65 or older?



Total N	101
Mann-Whitney U	773.500
Wilcoxon W	3,474.500
Test Statistic	773.500
Standard Error	123.975
Standardized Test Statistic	-2.004
Asymptotic Sig. (2-sided test)	.045

1. The test statistic is adjusted for ties.

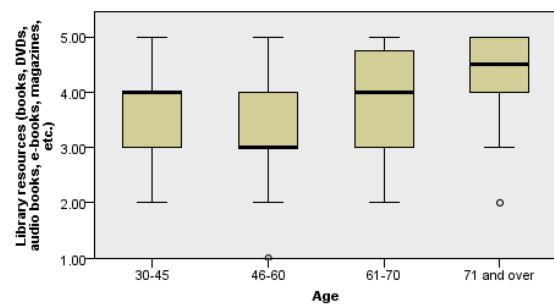
Independent-Samples Kruskal-Wallis Test



Total N	411
Test Statistic	17.831
Degrees of Freedom	3
Asymptotic Sig. (2-sided test)	.000

1. The test statistic is adjusted for ties.

Independent-Samples Kruskal-Wallis Test



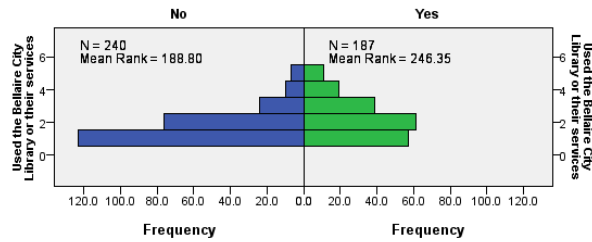
Total N	138
Test Statistic	11.573
Degrees of Freedom	3
Asymptotic Sig. (2-sided test)	.009

1. The test statistic is adjusted for ties.

2017 BELLAIRE CITIZEN SURVEY

Independent-Samples Mann-Whitney U Test

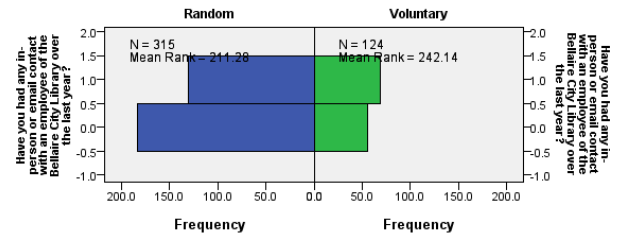
Do any children 17 or under live in your household?



Total N	427
Mann-Whitney U	16,391.000
Wilcoxon W	45,311.000
Test Statistic	16,391.000
Standard Error	1,192.556
Standardized Test Statistic	-5.072
Asymptotic Sig. (2-sided test)	.000

Independent-Samples Mann-Whitney U Test

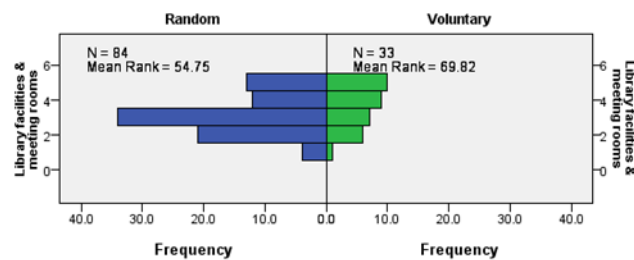
Sample



Total N	439
Mann-Whitney U	22,275.500
Wilcoxon W	30,025.500
Test Statistic	22,275.500
Standard Error	1,032.317
Standardized Test Statistic	2.660
Asymptotic Sig. (2-sided test)	.008

Independent-Samples Mann-Whitney U Test

Sample



Total N	117
Mann-Whitney U	1,743.000
Wilcoxon W	2,304.000
Test Statistic	1,743.000
Standard Error	159.327
Standardized Test Statistic	2.241
Asymptotic Sig. (2-sided test)	.025

2017

2017 BELLAIRE CITIZEN SURVEY

DEVELOPMENT SERVICES/CODE ENFORCEMENT

DEVELOPMENT SERVICES/CODE ENFORCEMENT

The 2017 Bellaire Citizen Survey revealed some insights into resident opinions and experiences regarding Development Services. Survey respondents were asked to rate the department's services and their interaction with its staff, which is discussed below.

- **Land Use, Planning and Zoning** – On the survey, there was only one question explicitly asking respondents to rate land use, planning, and zoning. Respondents evaluated these services offered by the department as being “**Average**”, with relatively little variability in respondent group ratings.
- **Code Enforcement** – Two questions specifically asked respondents to rate the department's efforts in code enforcement.
 - **Quality** – Respondents evaluated the quality of code enforcement (weeds and abandoned buildings specifically mentioned) as being “**Average**”. Exceptions to this overall average can be seen in the “**Above Average**” median scores of those in duplex/townhouses, respondents over 61, and residents of Solid Waste Area “E”.
 - **Effectiveness** – Respondents were asked to rate the overall effectiveness of the department in “controlling for run-down buildings, weed lots, or junk vehicles”. On average, survey respondents rated the effectiveness of the department's code enforcement efforts as “**Average**”.
- **Contact with Development Services** – Approximately 23% of survey respondents indicated they had contact with the department in the past year. Those reporting having contact, on average, rated the knowledge, responsiveness, and their overall impression of the department's staff as “**Average**”. It is notable that there is more variability in the scores for responsiveness and overall impression of the department between respondent groups. As seen in the group comparisons, there appears to be statistically significant differences between the average ratings of the sample groups – with the voluntary sample group having a larger proportion of respondents rating responsiveness and overall impression slightly lower than seen with the random sample. It is notable that the highest average rating for any item for the department was for courtesy, which was “**Above Average**”.
- **Support for Increased Funding** – While the average rating for all survey responses was “**Undecided**”, there is evidence of some support for increased funding by respondents aged over 61 years, and possibly those living in Solid Waste Areas “A” and “C”.

DATA TABLES - DEVELOPMENT SERVICES/CODE ENFORCEMENT

CITY OF BELLAIRE DEVELOPMENT SERVICES

(1= "Very Poor", 2= "Below Average", 3= "Average", 4= "Above Average", 5= "Excellent")

Development Services Planning & Code Enforcement		Please rate the quality of ... Land use, planning and zoning				Please rate the quality of ... Code enforcement (weeds, abandoned buildings, etc.)				Overall effectiveness of Bellaire Code Enforcement in controlling for run down buildings, weed lots, or junk vehicles in Bellaire			
		Valid N	25%	Median	75%	Valid N	25%	Median	75%	Valid N	25%	Median	75%
Sample	Random	269	3	3	4	254	3	4	4	191	3	3	4
	Voluntary	118	2	3	4	107	2	3	4	98	2	3	4
Age	18-29	0				0				0			
	30-45	87	3	3	4	84	2	3	4	64	2	3	4
	46-60	161	3	3	4	148	3	3	4	122	3	3	4
	61-70	98	3	3	4	87	3	4	4	71	3	3	4
	71 and over	39	3	4	4	39	3	4	4	30	3	4	4
Years lived in Bellaire?	Less than 2 years	15	3	4	5	18	3	4	5	12	3	3	4
	2-5 years	46	3	3	4	39	3	3	4	30	3	3	4
	6-10 years	45	2	3	4	44	2	3	4	38	2	3	4
	11-20 years	117	3	3	4	105	3	3	4	81	3	3	4
	More than 20 years	163	3	3	4	154	3	3	4	127	3	3	4
Which best describes the building you currently live in?	Single-family Detached	350	3	3	4	325	3	3	4	257	3	3	4
	Duplex/Townhome	29	3	3	4	28	3	4	4	24	3	4	4
Solid Waste Service Area	A	68	3	3	4	58	3	3	4	47	2	3	4
	B	76	2	3	4	65	3	3	4	51	3	3	4
	C	62	3	3	4	64	3	3	4	48	3	3	4
	D	79	3	3	4	76	3	3	4	63	2	3	4
	E	68	2	3	4	63	3	4	4	53	3	3	4
Complete Sample		387	3	3	4	361	3	3	4	289	3	3	4

CITY OF BELLAIRE DEVELOPMENT SERVICES

(1= "Very Poor", 2= "Below Average", 3="Average", 4= "Above Average", 5= "Excellent")

Contact with Development Services How would you rate your most recent contact for...		Knowledge				Responsiveness				Courtesy				Overall impression				Have you had contact with Development Services/Code Enforcement over the last year?	
		Valid N	25%	Median	75%	Valid N	25%	Median	75%	Valid N	25%	Median	75%	Valid N	25%	Median	75%	No	Yes
Sample	Random	58	3	3	5	60	2	3	5	59	3	4	5	60	3	3	5	256	81.5%
	Voluntary	45	2	3	4	45	1	3	4	43	3	3	5	44	2	3	4	81	65.3%
Age	18-29	0				0				0				0				0	0.0%
	30-45	21	3	3	4	21	2	3	4	21	3	3	4	21	2	3	4	79	79.8%
	46-60	48	2	3	4	49	1	3	4	47	3	3	4	49	2	3	4	137	74.5%
	61-70	23	3	4	5	24	3	4	5	24	3	4	5	24	3	4	5	85	78.7%
	71 and over	9	2	4	4	9	2	3	4	8	3	4	5	8	2	4	4	34	79.1%
	Less than 2 years	4	3	4	5	4	2	4	5	4	3	3	4	4	3	4	5	19	82.6%
Years lived in Bellaire?	2-5 years	8	3	4	5	8	3	4	5	8	4	5	5	8	3	4	5	45	88.2%
	6-10 years	14	2	3	3	15	2	2	4	14	3	3	4	15	2	3	4	41	74.5%
	11-20 years	28	2	3	4	28	1	3	4	27	3	3	5	28	2	3	4	102	78.5%
	More than 20 years	48	3	4	5	49	2	3	5	48	3	4	5	48	2	3	5	129	72.9%
Which best describes the building you currently live in?	Single-family Detached	90	3	3	4	92	2	3	4	90	3	4	5	91	2	3	4	306	77.5%
	Duplex/Townhome	10	2	4	5	10	2	4	5	9	4	5	5	10	3	5	5	24	70.6%
Solid Waste Service Area	A	21	2	3	4	22	1	3	4	21	3	3	4	21	2	3	4	50	70.4%
	B	20	3	3	4	20	2	3	4	20	3	4	5	20	2	3	4	64	76.2%
	C	16	3	4	5	16	3	4	5	15	3	5	5	16	3	4	5	59	80.8%
	D	22	2	3	4	22	2	3	4	22	3	3	4	22	2	3	4	70	76.1%
	E	14	3	3	4	15	2	3	4	14	2	4	4	15	2	3	4	59	80.8%
Complete Sample		103	3	3	4	105	2	3	4	102	3	4	5	104	2	3	4	337	76.4%
																		101	22.9%

CITY OF BELLAIRE DEVELOPMENT SERVICES

(1= "Strongly Oppose", 2= "Somewhat Oppose", 3= "Undecided",
4= "Somewhat Support", 5= "Strongly Support")

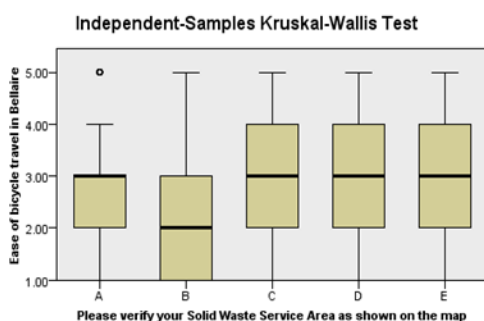
Development Services - Increased Spending		If the City were to propose a budget and/or fee increase ...Development Services/Code Enforcement			
		Valid N	25%	Median	75%
Sample	Random	312	3	3	4
	Voluntary	123	3	4	4
Age	18-29	0			
	30-45	99	3	3	4
	46-60	181	3	3	4
	61-70	108	3	4	4
	71 and over	43	3	4	5
Years lived in Bellaire?	Less than 2 years	22	3	3	4
	2-5 years	51	3	3	4
	6-10 years	53	3	3	4
	11-20 years	130	3	3	4
	More than 20 years	177	3	4	4
Which best describes the building you currently live in?	Single-family Detached	392	3	3	4
	Duplex/Townhome	34	3	3	4
Solid Waste Service Area	A	71	3	4	4
	B	84	3	3	4
	C	73	3	4	4
	D	92	3	3	4
	E	71	3	3	4
Complete Sample		435	3	3	4

GROUP ANALYSIS – DEVELOPMENT SERVICES/CODE ENFORCEMENT

As discussed above, the interquartile range (IQR) analysis gives some indication of the distribution of scores for the various respondent groups on a particular question. While the IQR give us some idea of a general response pattern, it does not tell us if the differences in responses between respondent groups are statistically significant. It is for this reason that non-parametric analyses of variance were used.

Generally, a test result finding statistically significant differences between groups tells us that the observed pattern is less likely due to chance alone. It is important to note a finding of no statistical significance does not necessarily negate any other observation, as there are other factors (lower number of observations, outliers, etc...) that may influence the functioning of the test. As such, the outputs below are only offered as

additional confirmation that the observed pattern is less likely the result of chance alone.



Total N	321
Test Statistic	18.506
Degrees of Freedom	4
Asymptotic Sig. (2-sided test)	.001

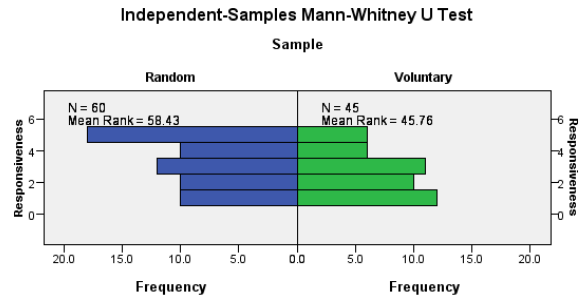
1. The test statistic is adjusted for ties.

As an example, the output to the left gives a series of box-plots. These box-plots are a visualization of the IQR discussed above, with the top edge of the box representing the 25th percentile and the bottom edge being the 75th. The dark black line is the median, or 50th percentile. The lines are extending from the top and/or bottom of the box are “whiskers”, which indicate the minimum and maximum range. The circle is an outlier, or a single case or a lower number of cases that deviate from the rest of the scores. The scores along the y-axis are the rating options for the question, and the x-axis display the respondent groups in question.

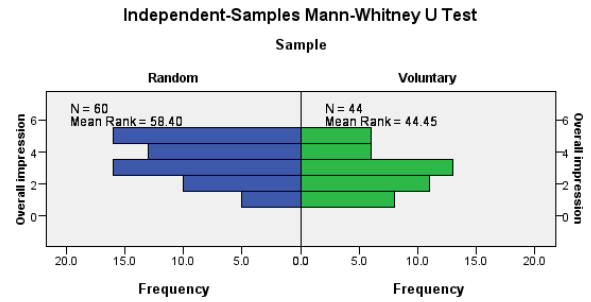
Below the box-plot is a table offering some statistical outputs. These include the test statistic, which measures the magnitude of the observed effect, and its computed statistical significance. For the purposes of the analyses used in this report, the last row –“Asymptotic Sig.” - is of particular note, as it gives the statistical significance of the test. In the example, the significance (also known as a “p-value”) is .001. This tells us that there is a .001% chance that the observed pattern is due to chance alone.

Below are the most notable statistically significant outputs of these non-parametric tests.

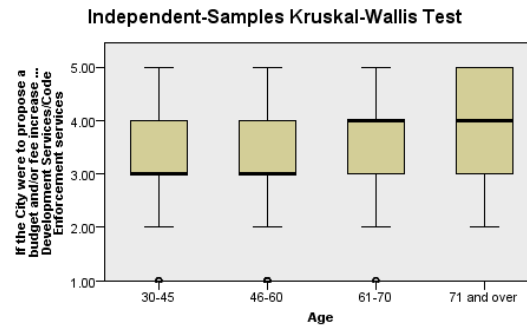
2017 BELLAIRE CITIZEN SURVEY



Total N	105
Mann-Whitney U	1,024.000
Wilcoxon W	2,059.000
Test Statistic	1,024.000
Standard Error	151.156
Standardized Test Statistic	-2.157
Asymptotic Sig. (2-sided test)	.031



Total N	104
Mann-Whitney U	966.000
Wilcoxon W	1,956.000
Test Statistic	966.000
Standard Error	148.345
Standardized Test Statistic	-2.386
Asymptotic Sig. (2-sided test)	.017



Total N	431
Test Statistic	12.500
Degrees of Freedom	3
Asymptotic Sig. (2-sided test)	.006

1. The test statistic is adjusted for ties.

2017

2017 BELLAIRE CITIZEN SURVEY

ADMINISTRATIVE SERVICES

ADMINISTRATIVE SERVICES

The 2017 Bellaire Citizen Survey revealed some insights into the opinions and experiences of residents with regard to the “Administrative Services” departments. In the survey, Administrative Services was comprised of the City Manager’s Office, the City Clerk’s Office, Finance Administration (Utility Billing, specifically), and Municipal Courts. Of all survey respondents, roughly one third evaluated the services offered by these departments. The overall trends in these responses are discussed below.

- **City Clerk’s Office** – On average, survey respondents evaluated the City Clerk’s office as being “**Above Average**” in terms of the department’s overall effectiveness, ability to assist citizens, and in staff’s expertise.
- **City Manager’s Office** – In evaluating the City Manager’s Office, the overall effectiveness, ability to assist citizens, and expertise of the department was found by the majority of survey respondents to be “**Above Average**”.
- **Utility Billing** - Similar to the other Administrative Services departments, respondents indicated that they regard all three aspects of Utility Billing as being “**Above Average**”.
- **Municipal Courts** – On average, respondents rated the three specified aspects of service offered by Municipal Courts as being “**Above Average**”. While not particularly concerning, the scores for this department were slightly lower in the upper quartile than seen in the other three administrative departments (“Above Average” instead of “Excellent”).

Contact with Administrative Services: In addition to evaluating services, survey respondents who reported having contact with the four Administrative Services departments were asked to rate their most recent contact. Roughly 43% of all survey respondents evaluated their last contact with one or more of the four Administrative Services departments. On average, these respondents evaluated their last contact as being “**Above Average**”.

Increased Spending: Survey respondents were, on average, “**Undecided**” if they would support a budget or fee increase for the departments included under “Administrative Services”. Generally speaking, there appears to be comparatively slightly less support for increased spending for these departments with respect to most others (where the average was “Somewhat Support”).

2017 BELLAIRE CITIZEN SURVEY

DATA TABLES – ADMINISTRATIVE SERVICES

CITY OF BELLAIRE ADMINISTRATIVE SERVICES

(Rating: 1= "Very Poor", 2= "Below Average", 3="Average", 4= "Above Average", 5="Excellent")

Impressions of City Clerk's Office		Have you had any contact with the City Clerk's Office the last year?				Overall effectiveness				Employees assist citizens				Employees exhibit expertise			
		No		Yes		n	25%	Median	75%	n	25%	Median	75%	n	25%	Median	75%
Sample	Random	281	90.9%	28	9.1%	100	3	4	4	83	3	4	4	87	3	4	5
	Voluntary	95	79.2%	25	20.8%	56	3	4	5	46	3	4	5	51	3	4	5
Age	18-29	0	0.0%	0	0.0%	0				0				0			
	30-45	89	89.0%	11	11.0%	28	4	4	5	23	3	4	5	22	3	4	5
	46-60	158	88.8%	20	11.2%	63	3	4	4	54	3	4	4	59	3	4	5
	61-70	91	86.7%	14	13.3%	44	3	4	4	38	3	4	4	42	3	4	4
	71 and over	35	83.3%	7	16.7%	20	4	4	5	13	4	4	5	14	4	5	5
Years in Bellaire	Less than 2 years	21	91.3%	2	8.7%	2	3	4	4	2	3	4	4	2	3	4	4
	2-5 years	46	92.0%	4	8.0%	9	4	4	5	9	4	4	5	7	4	5	5
	6-10 years	48	88.9%	6	11.1%	29	3	4	4	21	3	4	5	25	3	4	5
	11-20 years	112	89.6%	13	10.4%	40	3	4	4	35	3	4	4	37	3	4	5
	More than 20 years	148	84.1%	28	15.9%	76	3	4	5	62	4	4	5	67	3	4	5
Solid Waste Area	A	60	85.7%	10	14.3%	24	3	4	5	20	3	4	5	22	4	4	5
	B	66	82.5%	14	17.5%	33	3	4	5	32	3	4	5	34	3	4	5
	C	63	87.5%	9	12.5%	29	3	4	4	21	4	4	4	24	3	4	4
	D	79	86.8%	12	13.2%	30	3	4	5	26	3	4	5	24	4	4	5
	E	62	87.3%	9	12.7%	25	3	4	5	19	4	4	5	24	4	4	5
Complete Sample		376	87.6%	53	12.4%	156	3	4	5	129	3	4	5	138	3	4	5

Impressions of City Manager's Office		Have you had any contact with the City Manager's Office the last year?				Overall effectiveness				Employees assist citizens				Employees exhibit expertise			
		No		Yes		n	25%	Median	75%	n	25%	Median	75%	n	25%	Median	75%
Sample	Random	257	84.0%	49	16.0%	138	3	4	4	113	3	4	4	114	3	4	4
	Voluntary	89	73.0%	33	27.0%	66	3	4	4	58	3	4	4	59	3	4	5
Age	18-29	0	0.0%	0	0.0%	0				0				0			
	30-45	84	84.8%	15	15.2%	35	3	4	5	28	3	4	5	25	3	4	5
	46-60	148	84.1%	28	15.9%	83	3	4	4	75	3	4	4	76	3	4	4
	61-70	80	74.8%	27	25.2%	60	3	4	4	48	3	4	4	53	3	4	4
	71 and over	32	76.2%	10	23.8%	23	3	4	4	17	4	4	5	16	4	4	5
Years in Bellaire	Less than 2 years	20	87.0%	3	13.0%	5	4	4	5	4	3	4	5	4	4	5	5
	2-5 years	47	95.9%	2	4.1%	14	4	4	5	9	4	4	5	8	4	5	5
	6-10 years	40	75.5%	13	24.5%	34	3	4	4	29	3	3	4	32	3	3	4
	11-20 years	105	84.0%	20	16.0%	53	3	4	4	45	3	4	4	41	3	4	4
	More than 20 years	133	75.6%	43	24.4%	97	3	4	4	83	3	4	4	88	3	4	4
Solid Waste Area	A	54	77.1%	16	22.9%	32	3	3	4	27	3	4	4	28	3	4	4
	B	59	72.0%	23	28.0%	43	3	4	4	40	3	4	4	40	3	4	4
	C	58	81.7%	13	18.3%	39	3	4	4	31	3	4	4	33	3	4	4
	D	76	83.5%	15	16.5%	41	3	4	4	36	3	4	5	32	3	4	5
	E	62	78.9%	15	21.1%	31	3	4	4	23	3	4	5	27	3	4	4
Complete Sample		340	77.8%	97	22.2%	204	3	4	4	171	3	4	4	173	3	4	4

2017 BELLAIRE CITIZEN SURVEY

CITY OF BELLAIRE ADMINISTRATIVE SERVICES

(Rating: 1= "Very Poor", 2= "Below Average", 3="Average", 4= "Above Average", 5="Excellent")

Impressions of Utility Billing		Have you had any contact with Utility Billing the last year?				Overall effectiveness				Employees assist citizens				Employees exhibit expertise			
		No		Yes		n	25%	Median	75%	n	25%	Median	75%	n	25%	Median	75%
Sample	Random	247	78.9%	66	21.1%	175	3	4	5	146	3	4	5	141	3	4	5
	Voluntary	93	75.0%	31	25.0%	69	3	4	4	56	3	4	5	53	3	4	5
Age	18-29	0	0.0%	0	0.0%	0				0				0			
	30-45	77	76.2%	24	23.8%	53	3	4	5	42	3	4	5	39	3	4	5
	46-60	141	77.9%	40	22.1%	90	3	4	4	82	3	4	5	77	3	4	5
	61-70	85	78.7%	23	21.3%	67	4	4	4	56	4	4	5	54	3	4	5
	71 and over	36	83.7%	7	16.3%	31	3	4	5	19	4	4	5	21	4	4	5
Years in Bellaire	Less than 2 years	11	47.8%	12	52.2%	16	3	4	4	15	3	4	5	13	3	4	5
	2-5 years	42	82.4%	9	17.6%	26	3	4	5	17	4	4	5	15	3	4	5
	6-10 years	43	78.2%	12	21.8%	32	3	4	5	24	3	4	5	25	3	4	5
	11-20 years	111	86.0%	18	14.0%	61	3	4	4	53	3	4	4	50	3	4	4
	More than 20 years	131	74.0%	46	26.0%	108	3	4	4	92	4	4	5	90	3	4	5
Solid Waste Area	A	55	77.5%	16	22.5%	39	3	4	4	32	4	4	5	32	3	4	5
	B	66	78.6%	18	21.4%	48	3	4	5	43	3	4	5	39	3	4	4
	C	59	80.8%	14	19.2%	43	3	4	5	35	4	4	5	33	3	4	5
	D	68	74.7%	23	25.3%	52	3	4	4	43	3	4	5	40	4	4	5
	E	60	81.1%	14	18.9%	39	3	4	5	33	3	4	5	32	3	4	5
Complete Sample		340	77.8%	97	22.2%	194	3	4	5	202	3	4	5	194	3	4	5

Impressions of Municipal Courts		Have you had any contact with Municipal Courts the last year?				Overall effectiveness				Employees assist citizens				Employees exhibit expertise			
		No		Yes		n	25%	Median	75%	n	25%	Median	75%	n	25%	Median	75%
Sample	Random	262	85.9%	43	14.1%	108	3	4	4	87	3	4	4	92	3	4	4
	Voluntary	102	83.6%	20	16.4%	47	3	4	4	39	3	4	4	39	3	4	5
Age	18-29	0	0.0%	0	0.0%	0				0				0			
	30-45	87	88.8%	11	11.2%	25	3	4	4	20	3	4	4	20	3	3	5
	46-60	145	81.9%	32	18.1%	73	3	4	4	60	3	4	4	66	3	4	5
	61-70	87	82.9%	18	17.1%	49	3	4	4	39	3	4	4	36	3	4	4
	71 and over	42	97.7%	1	2.3%	7	3	4	4	6	4	4	4	8	4	4	4
Years in Bellaire	Less than 2 years	20	87.0%	3	13.0%	4	4	4	5	4	4	5	5	3	3	3	5
	2-5 years	46	93.9%	3	6.1%	7	4	4	5	5	5	5	5	7	4	4	5
	6-10 years	46	88.5%	6	11.5%	21	3	4	4	18	3	4	4	19	3	3	5
	11-20 years	105	83.3%	21	16.7%	50	3	4	4	42	3	4	4	42	3	4	4
	More than 20 years	145	82.9%	30	17.1%	73	3	4	4	57	3	4	4	59	3	4	4
Solid Waste Area	A	55	80.9%	13	19.1%	26	3	4	4	22	3	4	4	20	3	4	4
	B	69	84.1%	13	15.9%	32	3	4	4	25	3	4	4	26	3	4	4
	C	66	93.0%	5	7.0%	24	3	4	4	21	4	4	4	21	3	4	4
	D	79	85.9%	13	14.1%	31	3	4	4	25	3	4	4	26	3	4	5
	E	60	81.1%	14	18.9%	28	3	4	4	22	3	4	5	27	3	4	5
Complete Sample		364	85.2%	63	14.8%	155	3	4	4	126	3	4	4	131	3	4	5

CITY OF BELLAIRE ADMINISTRATIVE SERVICES

(Rating: 1= "Very Poor", 2= "Below Average", 3="Average", 4= "Above Average", 5="Excellent")

Contact with Admin. Services How would you rate your most recent contact for the following ...		Knowledge				Responsiveness				Courtesy				Overall impression			
		n	25%	Median	75%	n	25%	Median	75%	n	25%	Median	75%	n	25%	Median	75%
Sample	Random	126	3	4	5	127	3	4	5	129	4	4	5	127	3	4	5
	Voluntary	65	3	4	5	66	3	4	5	65	3	4	5	66	3	4	5
Age	18-29	0				0				0				0			
	30-45	41	3	4	5	41	3	4	5	42	3	5	5	42	3	4	5
	46-60	80	3	4	5	81	3	4	5	82	3	4	5	81	3	4	5
	61-70	49	4	4	5	50	3	4	5	49	4	5	5	49	3	4	5
	71 and over	17	4	4	5	17	4	4	5	17	4	4	5	17	4	4	5
Years in Bellaire	Less than 2 years	14	3	4	5	14	3	4	5	14	4	5	5	14	4	4	5
	2-5 years	14	4	5	5	14	4	5	5	14	4	5	5	14	4	5	5
	6-10 years	23	3	4	5	24	3	4	5	24	3	4	5	24	3	4	5
	11-20 years	49	3	4	5	50	3	4	5	50	4	5	5	50	3	4	5
	More than 20 years	90	3	4	5	91	3	4	5	91	3	4	5	90	3	4	5
Solid Waste Area	A	36	3	4	5	35	3	4	5	35	3	4	5	35	3	4	5
	B	39	3	4	5	39	3	4	5	39	3	4	5	39	3	4	5
	C	30	3	4	5	31	3	4	5	31	4	5	5	31	3	5	5
	D	37	3	4	5	39	3	4	5	40	4	4	5	39	3	4	5
	E	30	4	4	5	31	3	4	5	30	4	5	5	31	3	4	5
Complete Sample		191	3	4	5	193	3	4	5	194	3	4	5	193	3	4	5

CITY OF BELLAIRE ADMINISTRATIVE SERVICES

(1= "Strongly Oppose", 2= "Somewhat Oppose", 3="Undecided", 4= "Somewhat Support", 5="Strongly Support")

SUPPORT FOR INCREASED FUNDING		If the City were to propose a budget and/or fee increase ...General Administration (City Manager, City Clerk, etc)			
		n	25%	Median	75%
Sample	Random	315	2	3	3
	Voluntary	124	2	2	3
Age	18-29	0			
	30-45	101	2	3	3
	46-60	182	2	3	3
	61-70	108	2	3	4
	71 and over	44	2	3	4
Years in Bellaire	Less than 2 years	23	2	3	3
	2-5 years	51	2	3	3
	6-10 years	55	1	3	4
	11-20 years	131	2	3	3
	More than 20 years	177	2	3	3
Solid Waste Service Area	A	71	2	3	3
	B	83	2	3	3
	C	73	2	3	4
	D	93	2	3	4
	E	74	2	3	3
Complete Sample		439	2	3	3

Administrative Services report does not have a group analysis section. The ANOVA tests were performed for this department, but the results did not yield meaningful, statistically significant results.

2017

2017 BELLAIRE CITIZEN SURVEY

PUBLIC WORKS

PUBLIC WORKS

Summary

Overall, survey respondents expressed favorable attitudes towards the services and staff of the Public Works Department.

- In terms of services, garbage collection and recycling were among the highest rated services for the City of Bellaire, while storm drainage, street repair and sidewalk maintenance all received a comparatively higher proportion of “Average” and “Below Average” ratings.
- Roughly 38% of survey respondents reported having contact with Public Works in the past year. While ratings of the Public Works staff differed between sample groups (with the random sample having higher average scores), a majority of those having contact with Public Works found the staff to be “Above Average” in knowledge, courtesy, and responsiveness.
- The survey results indicate that there is some support for an automated trash/recycling program, particularly among newer residents. Additionally, there appears to be some support for budget/fee increases for solid waste & recycling programs (particularly among residents over 60), as well as more uniform support for increases in budget/fees for street maintenance.

Public Works Services

The overall effectiveness of the Public Works department in maintaining Bellaire’s public infrastructure was generally seen as being “Above Average” by survey respondents, with the notable exceptions the voluntary sample group and those in Solid Waste Area “B”, who gave Public Works an “Average” rating. There appears to be further evidence of some differences between group ratings on a select number of services offered by Public Works. Below is further detail regarding both overall and notable group scores for the nine named services offered by the Public Works Department.

- **Street repair** – The overall average rating for street repair for the combined sample was “**Average**”, with scores largely consistent across the various respondent groups.
- **Street cleaning** – On average, street cleaning was rated “**Above Average**”, with a notable difference in the samples, with the voluntary sample average rating (“**Average**”) being lower than that of the random sample (“**Above Average**”).
- **Sidewalks** – Sidewalk maintenance and sidewalk service provision were generally rated as “**Average**” by survey respondents, with the notable exception of lower scores for Solid Waste Area “B”. This group differed from the other Solid Waste Area groups in its average rating of “**Below Average**” for service provision, and had the vast majority of all their scores falling between “**Below Average**” and “**Average**” for sidewalk maintenance.

2017 BELLAIRE CITIZEN SURVEY

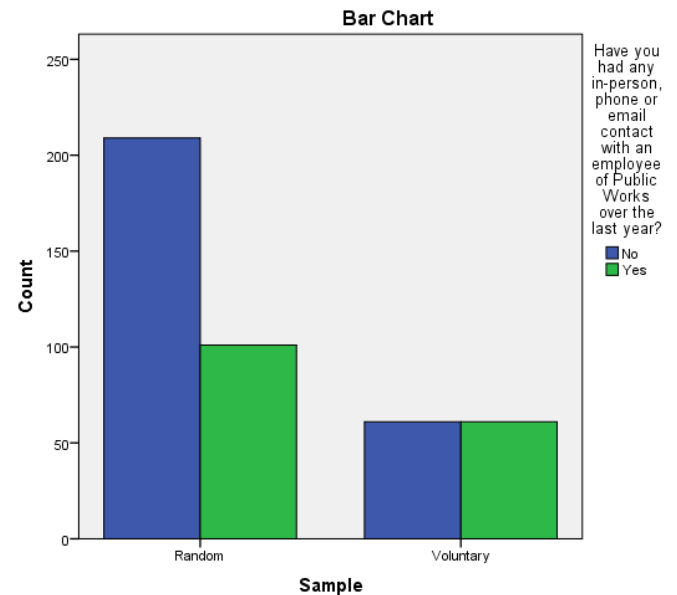
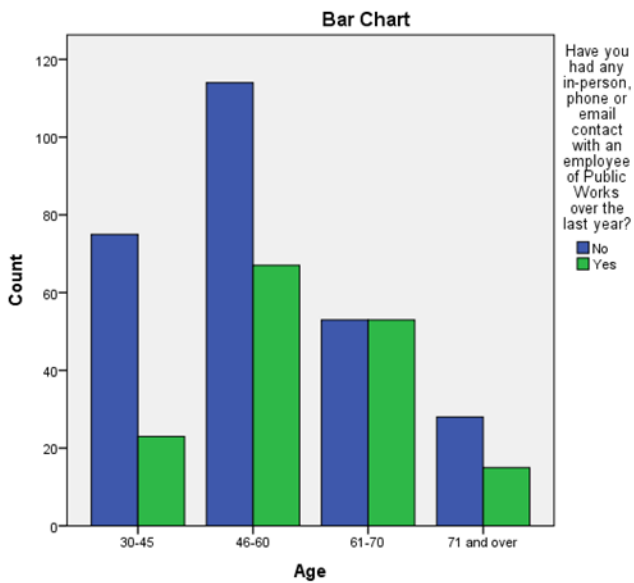
- **Traffic signal timing** – While the overall rating for traffic signal timing was between “**Average**” and “**Above Average**”, the results of the survey suggest that overall satisfaction with signal timing may decrease with number of years a resident lives in Bellaire – as residents with more than 11 years had a lower average rating (“**Average**”) in comparison to newer residents (“**Above Average**”).
- **Garbage collection** – Overall, garbage collection was rated highly by respondents. The average rating for the combined sample was “**Excellent**”, with some notable variations between age groups and respondents in Solid Waste Area “B” (both giving an “**Above Average**” rating).
- **Recycling** – Like garbage collection, recycling was also highly rated by respondents (average of “**Excellent**”) and was the most frequently used service listed on the survey (89% reported recycling “more than 3 times per month”).
- **Storm drainage** – The ratings for storm drainage were among the lowest of the services evaluated in the survey. Nearly 20% of all survey respondents indicated storm drainage as “**Very Poor**”, and another 20% found it “**Below Average**”. The overall average rating for drainage was “**Average**”, with some notable group differences with regard to age (those 30-45 and those who lived in Bellaire 2-5 years having a “**Below Average**” median score).
- **Drinking water** – Drinking water was generally regarded as being “**Above Average**” by all respondent groups.
- **Sanitary sewer services** – Similar to ratings of drinking water, sanitary sewer services were also generally regarded as “**Above Average**”. It is notable that in evaluating water and wastewater line service provision, the general rating was “**Average**”.

DATA TABLES – PUBLIC WORKS

CITY OF BELLAIRE PUBLIC WORKS

(1= "Very Poor", 2= "Below Average", 3="Average", 4= "Above Average", 5="Excellent")

PUBLIC WORKS		Overall effectiveness of the department in maintaining the Bellaire public infrastructure			
		Valid N	25%	Median	75%
Sample	Random	227	3	4	4
	Voluntary	107	3	3	4
Age	18-29	0			
	30-45	63	3	3	4
	46-60	145	3	4	4
	61-70	87	3	4	4
	71 and over	36	4	4	5
How many years have you lived in Bellaire?	Less than 2 years	12	4	4	5
	2-5 years	33	3	4	4
	6-10 years	45	2	3	4
	11-20 years	96	3	4	4
	More than 20 years	146	3	4	4
Please verify your Solid Waste Service Area as shown on the map	A	56	3	4	4
	B	62	3	3	4
	C	58	3	4	4
	D	72	3	4	4
	E	60	3	4	4



CITY OF BELLAIRE PUBLIC WORKS

(Rating: 2= "Below Average", 3="Average", 4= "Above Average", 5="Excellent")

CONTACT WITH PUBLIC WORKS		Have you had any in-person, phone or email contact with an employee of Public Works over the last year?				If so, how would you rate...Knowledge				If so, how would you rate...Responsiveness				If so, how would you rate...Courtesy				If so, how would you rate...Overall impression			
		No	%	Yes	%	Valid N	25%	Median	75%	Valid N	25%	Median	75%	Valid N	25%	Median	75%	Valid N	25%	Median	75%
Sample	Random	209	64.4%	101	32.6%	102	3	4	5	102	3	4	5	101	4	4	5	99	3	4	5
	Voluntary	61	50.0%	61	50.0%	60	2	3	4	61	1	3	5	58	3	4	5	60	2	3	5
Age	18-29	0	0.0%	0	0.0%	0				0				0				0			
	30-45	75	76.5%	23	23.5%	24	3	3	4	24	2	3	4	24	3	4	4	24	3	3	4
	46-60	114	63.0%	67	37.0%	67	3	3	5	67	2	4	5	67	3	4	5	66	3	4	5
	61-70	53	50.0%	53	50.0%	52	3	4	5	53	3	4	5	49	4	5	5	50	3	4	5
	71 and over	28	65.1%	15	34.9%	15	4	4	5	15	4	4	5	15	4	5	5	15	4	4	5
How many years have you lived in Bellaire?	Less than 2 years	16	76.2%	5	23.8%	6	4	4	4	6	3	4	4	6	3	4	4	6	3	4	4
	2-5 years	39	79.6%	10	20.4%	10	3	4	4	10	3	4	5	10	3	4	5	10	4	4	4
	6-10 years	34	63.0%	20	37.0%	20	3	3	5	20	2	3	5	20	3	4	5	20	3	3	5
	11-20 years	80	62.5%	48	37.5%	48	3	4	5	48	3	4	5	47	3	4	5	46	3	4	5
	More than 20 years	100	56.2%	78	43.8%	77	3	4	5	78	3	4	5	75	3	4	5	76	3	4	5
Please verify your Solid Waste Service Area as shown on the map	A	41	58.6%	29	41.4%	29	3	4	5	29	3	4	5	28	3	4	5	28	3	4	5
	B	53	64.6%	29	35.4%	29	3	4	4	29	3	4	4	28	3	4	4	29	3	4	4
	C	43	59.7%	29	40.3%	29	3	4	5	29	3	4	5	29	3	5	5	29	3	4	5
	D	58	63.0%	34	37.0%	34	2	3	5	35	2	3	5	34	3	4	5	33	2	3	5
	E	50	67.6%	24	32.4%	24	2	4	5	24	2	4	5	24	2	5	5	23	2	4	5

2017 BELLAIRE CITIZEN SURVEY

CITY OF BELLAIRE PUBLIC WORKS

(Rating: 1="Very Poor", 2="Below Average", 3="Average", 4="Above Average", 5="Excellent")

(5 = "More than 3 times per month")

Solid Waste and Recycling		Garbage collection				Recycling				Provides the following services in a professional and reliable manner...Solid Waste & Recycling				How often have you ...recycled used paper, cans or bottles from your home			
		Count	25%	Median	75%	Count	25%	Median	75%	Count	25%	Median	75%	Count	25%	Median	75%
Sample	Random	316	4	5	5	316	4	5	5	316	4	4	5	316	5	5	5
	Voluntary	125	4	5	5	125	4	5	5	125	4	4	5	125	5	5	5
Age	18-29	0	-	-	-	0	-	-	-	0	-	-	-	0	-	-	-
	30-45	101	4	4	5	101	4	4	5	101	3	4	5	101	5	5	5
	46-60	184	4	5	5	184	4	5	5	184	4	4	5	184	5	5	5
	61-70	108	4	5	5	108	4	5	5	108	4	4	5	108	5	5	5
	71 and over	44	4	5	5	44	4	5	5	44	4	5	5	44	4	5	5
How many years have you lived in Bellaire?	Less than 2 years	23	4	4	5	23	4	4	5	23	4	4	5	23	5	5	5
	2-5 years	51	4	5	5	51	4	5	5	51	4	4	5	51	5	5	5
	6-10 years	55	4	5	5	55	4	4	5	55	3	4	5	55	5	5	5
	11-20 years	131	4	4	5	131	4	5	5	131	4	4	5	131	5	5	5
	More than 20 years	179	4	5	5	179	4	5	5	179	4	4	5	179	5	5	5
Please verify your Solid Waste Service Area as shown on the map	A	71	4	5	5	71	4	5	5	71	4	4	5	71	5	5	5
	B	85	4	4	5	85	4	5	5	85	4	4	5	85	5	5	5
	C	73	4	5	5	73	4	5	5	73	4	4	5	73	5	5	5
	D	93	4	5	5	93	4	5	5	93	3	4	5	93	5	5	5
	E	74	4	5	5	74	4	5	5	74	4	4	5	74	5	5	5

CITY OF BELLAIRE PUBLIC WORKS

(Rating: 1="Very Poor", 2="Below Average", 3="Average", 4="Above Average", 5="Excellent")

PUBLIC WORKS - WATER		Drinking water				Storm drainage				Sanitary sewer services				Provides the following services in a professional and reliable manner...Water & Wastewater Lines			
		Valid N	25%	Median	75%	Valid N	25%	Median	75%	Valid N	25%	Median	75%	Valid N	25%	Median	75%
Sample	Random	292	3	4	4	310	2	3	4	274	3	4	5	226	3	3	4
	Voluntary	115	3	4	5	120	1	3	4	113	3	4	5	101	3	3	4
Age	18-29	0	-	-	-	0	-	-	-	0	-	-	-	0	-	-	-
	30-45	89	3	4	5	99	1	2	3	84	3	4	5	68	3	3	4
	46-60	172	3	4	4	181	2	3	4	159	3	4	4	134	3	3	4
	61-70	99	3	4	4	104	2	3	4	100	3	4	5	87	3	4	4
	71 and over	44	4	4	5	42	2	3	4	41	3	4	5	35	3	4	4
How many years have you lived in Bellaire?	Less than 2 years	19	3	4	5	22	2	3	3	19	3	4	5	14	3	3	4
	2-5 years	49	3	4	5	51	1	2	3	45	3	4	5	33	3	3	4
	6-10 years	46	3	4	4	55	1	3	4	45	3	4	4	43	3	3	4
	11-20 years	121	3	4	4	130	2	3	4	115	3	4	4	98	3	3	4
	More than 20 years	170	3	4	5	171	2	3	4	161	3	4	5	137	3	3	4
Please verify your Solid Waste Service Area as shown on the map	A	66	3	4	5	68	2	3	4	60	3	4	5	50	3	3	4
	B	83	3	4	4	81	1	3	4	72	3	4	4	62	2	3	4
	C	67	3	4	5	70	2	3	3	67	3	4	5	58	3	3	4
	D	85	3	4	4	92	2	3	4	81	3	4	5	65	3	3	4
	E	68	3	4	5	74	2	3	4	70	3	4	5	60	3	4	4

2017 BELLAIRE CITIZEN SURVEY

CITY OF BELLAIRE PUBLIC WORKS

(Rating: 1="Very Poor", 2="Below Average", 3="Average", 4="Above Average", 5="Excellent")

PUBLIC WORKS		Traffic signal timing			
		Valid N	25%	Median	75%
Sample	Random	299	3	3	4
	Voluntary	115	3	3	4
Age	18-29	0			
	30-45	95	3	3	4
	46-60	173	3	3	4
	61-70	101	3	3	4
	71 and over	42	3	3	4
How many years have you lived in Bellaire?	Less than 2 years	21	3	4	4
	2-5 years	50	3	4	4
	6-10 years	50	3	4	4
	11-20 years	127	3	3	4
	More than 20 years	164	3	3	4
Please verify your Solid Waste Service Area as shown on the map	A	67	3	3	4
	B	80	3	3	4
	C	68	3	3	4
	D	86	3	3	4
	E	71	3	4	4

CITY OF BELLAIRE - PUBLIC WORKS

(1= "Strongly Oppose", 2= "Somewhat Oppose", 3="Undecided", 4= "Somewhat Support", 5="Strongly Support")

LIKELIHOOD OF CITIZEN SUPPORT		Support for automated trash and recycling curbside collection	If the City were to propose a budget and/or fee increase ...Solid Waste & Recycling services	If the City were to propose a budget and/or fee increase ...Street maintenance
N	Valid	425	437	440
	Missing	16	4	1
Percentiles	25	2	3	4
	Median	4	4	4
	75	5	5	5

CITY OF BELLAIRE PUBLIC WORKS

(Rating: 1="Very Poor", 2= "Below Average", 3="Average", 4="Above Average", 5="Excellent")

PUBLIC WORKS - STREETS		Street repair				Street cleaning				Provides the following services in a professional and reliable manner...Streets				Sidewalk maintenance				Provides the following services in a professional and reliable manner...Sidewalks			
		Valid N	25%	Median	75%	Valid N	25%	Median	75%	Valid N	25%	Median	75%	Valid N	25%	Median	75%	Valid N	25%	Median	75%
Sample	Random	313	3	3	4	297	3	4	4	251	3	4	4	290	2	3	4	244	2	3	4
	Voluntary	123	2	3	4	120	3	3	4	109	2	3	4	109	2	3	4	113	2	3	3
Age	18-29	0				0				0				0				0			
	30-45	97	2	3	4	96	3	4	4	73	3	3	4	90	2	3	4	77	2	3	4
	46-60	184	2	3	4	172	3	3	4	153	3	3	4	170	2	3	4	147	2	3	4
	61-70	107	2	3	4	103	3	4	4	92	3	4	4	97	2	3	4	91	2	3	4
	71 and over	44	2	3	4	42	3	4	4	39	3	4	4	39	2	3	4	39	2	3	4
How many years have you lived in Bellaire?	Less than 2 years	22	2	3	4	21	3	4	5	14	3	4	4	19	2	4	4	18	2	3	4
	2-5 years	50	2	3	4	48	3	4	4	37	3	4	4	46	3	3	4	37	2	3	4
	6-10 years	54	2	4	4	51	3	4	4	47	3	3	4	55	2	3	4	48	2	3	4
	11-20 years	131	2	3	4	125	3	4	4	108	3	3	4	118	2	3	4	104	2	3	4
Please verify your Solid Waste Service Area as shown on the map	More than 20 years	178	2	3	4	170	3	3	4	152	3	3	4	159	2	3	4	149	2	3	3
	A	69	2	3	4	66	3	4	4	58	3	3	4	60	2	3	4	60	2	3	4
	B	85	2	3	4	80	3	4	4	69	2	3	4	77	2	3	3	68	2	2	3
	C	73	2	3	4	70	3	4	4	62	3	4	4	67	2	3	4	62	3	3	4
	D	93	3	3	4	90	3	3	4	75	3	3	4	85	3	3	4	72	2	3	3
	E	73	3	3	4	70	3	4	4	61	3	4	4	69	2	3	4	59	2	3	4

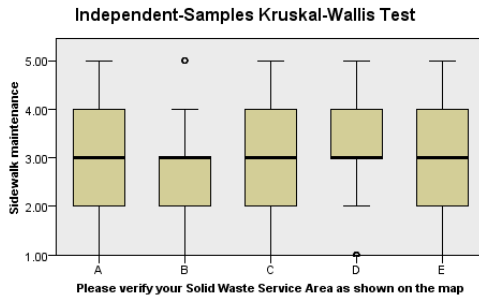
2017 BELLAIRE CITIZEN SURVEY

LIKELIHOOD OF CITIZEN SUPPORT BY RESPONDENT GROUP		How likely or unlikely you would be to support an automated trash and recycling curbside collection program...?				If the City were to propose a budget and/or fee increase ...Solid Waste & Recycling services				If the City were to propose a budget and/or fee increase ...Street maintenance			
		Count	25%	Median	75%	Count	25%	Median	75%	Count	25%	Median	75%
Sample	Random	316	3	4	5	316	3	4	5	315	4	4	5
	Voluntary	125	2	4	5	125	3	4	4	125	4	4	5
Age	18-29	0	.	.	.	0	.	.	.	0	.	.	.
	30-45	101	3	4	5	101	3	4	4	101	4	4	5
	46-60	184	3	4	5	184	3	4	4	184	4	4	5
	61-70	108	2	3	4	108	3	4	5	107	4	4	5
	71 and over	44	2	4	4	44	4	5	5	44	4	5	5
How many years have you lived in Bellaire?	Less than 2 years	23	3	5	5	23	3	4	5	23	4	4	5
	2-5 years	51	3	4	5	51	3	4	4	51	4	4	5
	6-10 years	55	3	4	5	55	3	4	5	55	4	4	5
	11-20 years	131	2	4	5	131	3	4	5	131	4	4	5
	More than 20 years	179	2	4	4	179	3	4	5	178	4	4	5
Please verify your Solid Waste Service Area as shown on the map	A	71	2	4	5	71	3	4	4	70	4	5	5
	B	85	2	4	5	85	3	4	5	85	4	4	5
	C	73	2	4	5	73	3	4	4	73	4	4	5
	D	93	3	4	5	93	3	4	5	93	4	4	5
	E	74	3	4	5	74	3	4	4	74	4	4	5

GROUP ANALYSIS – PUBLIC WORKS


SERVICES PROVIDED

(1="Very Poor", 2= "Below Average", 3="Average", 4= "Above Average", 5="Excellent")



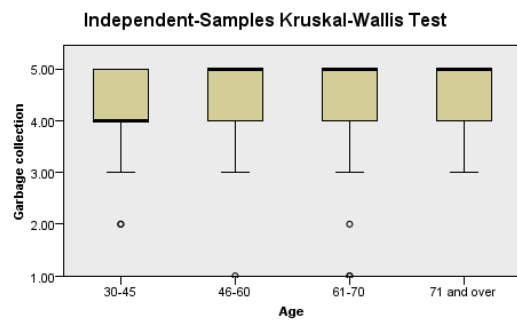
Total N	358
Test Statistic	11.609
Degrees of Freedom	4
Asymptotic Sig. (2-sided test)	.021

1. The test statistic is adjusted for ties.



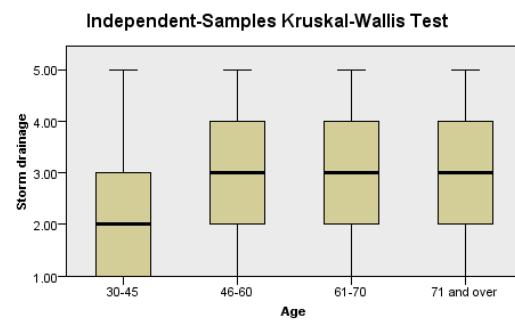
Total N	321
Test Statistic	11.125
Degrees of Freedom	4
Asymptotic Sig. (2-sided test)	.025

1. The test statistic is adjusted for ties.



Total N	434
Test Statistic	11.060
Degrees of Freedom	3
Asymptotic Sig. (2-sided test)	.011

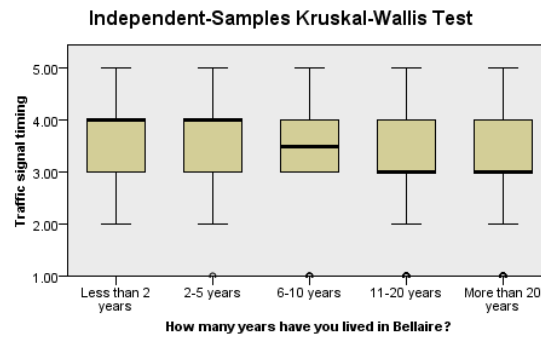
1. The test statistic is adjusted for ties.



Total N	426
Test Statistic	17.268
Degrees of Freedom	3
Asymptotic Sig. (2-sided test)	.001

1. The test statistic is adjusted for ties.

2017 BELLAIRE CITIZEN SURVEY

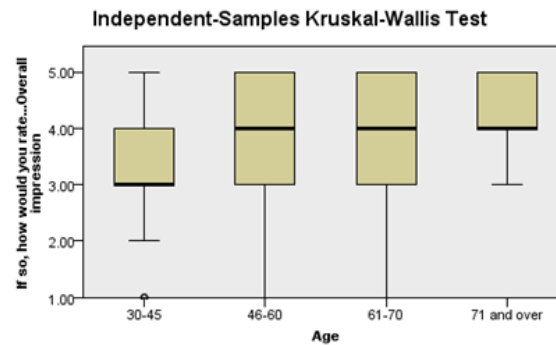


Total N	412
Test Statistic	14.365
Degrees of Freedom	4
Asymptotic Sig. (2-sided test)	.006

1. The test statistic is adjusted for ties.

CONTACT WITH DEPARTMENT

(1="Very Poor", 2= "Below Average", 3="Average", 4= "Above Average", 5="Excellent")

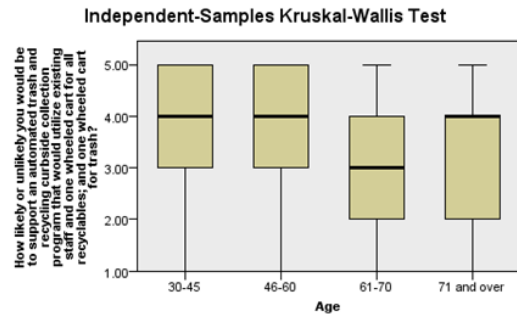


Total N	155
Test Statistic	10.862
Degrees of Freedom	3
Asymptotic Sig. (2-sided test)	.012

1. The test statistic is adjusted for ties.

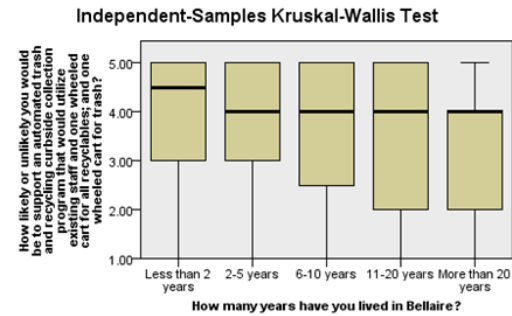
SUPPORT FOR AUTOMATED COLLECTION AND BUDGET/FEE INCREASE

(Ratings: 1= "Strongly Oppose", 2= "Somewhat Oppose", 3="Undecided", 4= "Somewhat Support", 5="Strongly Support")



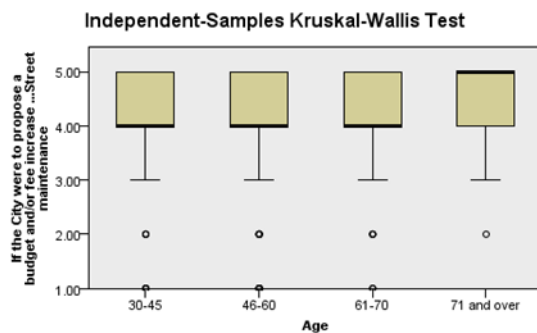
Total N	421
Test Statistic	9.388
Degrees of Freedom	3
Asymptotic Sig. (2-sided test)	.025

1. The test statistic is adjusted for ties.



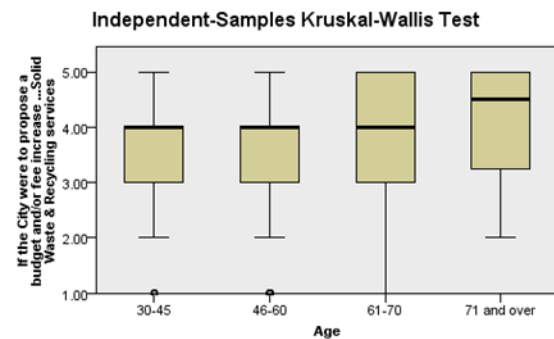
Total N	423
Test Statistic	13.075
Degrees of Freedom	4
Asymptotic Sig. (2-sided test)	.011

1. The test statistic is adjusted for ties.



Total N	436
Test Statistic	10.646
Degrees of Freedom	3
Asymptotic Sig. (2-sided test)	.014

1. The test statistic is adjusted for ties.



Total N	434
Test Statistic	14.906
Degrees of Freedom	3
Asymptotic Sig. (2-sided test)	.002

1. The test statistic is adjusted for ties.

2017

2017 BELLAIRE CITIZEN SURVEY

PARKS, RECREATION, AND FACILITIES

PARKS AND RECREATION

The 2017 Bellaire Citizen Survey revealed some insights into resident attitudes towards the Parks and Recreation Department's services and programs, and gave some indication of who uses them.

- **Quality of City parks, programs, and centers** – On average, survey respondents regarded the parks, recreational programs, and centers maintained by Parks, Recreation, and Facilities to be “Above Average”.
- **Frequency of use** – While somewhat intuitive, there are a couple of observations that can be made from the survey results with regards to the frequency of park use.
 - Generally, survey results indicate that **frequency of park use** decreases with age, with those 30-45 having the highest average frequency (“More than 3 times per month”) and those over 61 having the lowest average (“Less than once per month”). This trend appears to be at least partially explained by the higher likelihood of children in the household of respondents aged 30-45 (see cross tabulation on last page).
 - In comparison to park use, respondents reported using Bellaire's **recreation centers** and **recreation programs** comparatively less frequently. As seen with park use, those 30-45, or those with children in the house, indicated more frequent use of recreation centers and programs in comparison to other groups (“Less than once per month”).
- **Maintenance** – Across all respondent groups, the average rating of park facilities maintenance was “Above Average”, with relatively little variability.
- **Contact with staff** – Only 22% of survey respondents indicated that they had contact with the staff of Parks, Recreation, and Facilities. Those who reported having contact, on average, rated the knowledge, courtesy, and responsiveness of the staff as “Above Average”.
- **BLIFE** – While less than 10 survey respondents indicated they had used the City's BLIFE program services, there is some support for the BLIFE program by the majority of survey respondents.
- **Support for funding increase** – Generally, respondents indicated that they would “Somewhat Support” a funding increase for programs and maintenance, with more uniform support for maintenance over programs.

DATA TABLES – PARKS & RECREATION

CITY OF BELLAIRE PARKS, RECREATION AND FACILITIES

(Rating: 1= "Very Poor", 2= "Below Average", 3="Average", 4= "Above Average", 5="Excellent")

Parks and Recreation - Perceived Quality		City Parks				Recreation programs or classes				Recreation Center or facilities			
		Valid N	25%	Median	75%	Valid N	25%	Median	75%	Valid N	25%	Median	75%
Sample	Random	300	4	4	5	188	3	4	4	240	3	4	4
	Voluntary	116	4	4	5	78	3	4	4	98	3	4	4
Age	18-29	0				0				0			
	30-45	100	3	4	5	59	3	4	4	84	3	4	4
	46-60	177	3	4	4	116	3	4	5	139	3	4	4
	61-70	100	4	4	5	70	3	4	4	84	3	4	4
	71 and over	35	4	4	5	19	4	4	5	28	4	4	5
Children 17 or under live in household	Yes	183	3	4	5	121	3	4	4	156	3	4	4
	No	220	4	4	5	136	3	4	5	172	3	4	5
Self or members of household 65 or older	Yes	124	4	4	5	82	4	4	5	103	3	4	4
	No	284	3	4	5	178	3	4	4	229	3	4	4
Sex	Male	177	4	4	5	107	3	4	4	144	3	4	4
	Female	223	4	4	5	148	3	4	5	181	3	4	4
How many years have you lived in Bellaire?	Less than 2 years	23	4	4	5	13	4	4	5	17	3	4	4
	2-5 years	51	3	4	5	30	3	4	4	40	3	4	4
	6-10 years	50	3	4	4	30	3	4	4	42	3	4	4
	11-20 years	127	4	4	5	87	3	4	4	106	3	4	4
	More than 20 years	163	4	4	5	104	4	4	5	131	3	4	5
Please verify your Solid Waste Service Area as shown on the map	A	65	3	4	4	43	3	4	4	54	3	4	4
	B	79	3	4	4	53	3	4	4	65	3	4	4
	C	69	4	4	5	48	3	4	5	56	3	4	5
	D	89	4	4	5	44	3	4	4	68	3	4	4
	E	71	4	4	5	49	4	4	5	63	3	4	5
Complete Sample		416	4	4	5	266	3	4	4	338	3	4	4

CITY OF BELLAIRE PARKS, RECREATION, AND FACILITIES

(1 = "Never", 2 = "Less than once per month", 3 = "About once per month", 4 = "2 to 3 times per month", 5 = "More than 3 times per month")

Parks and Recreation - Frequency of Use		Visited a neighborhood park or City park				Used Bellaire Recreation Centers				Participated in a recreation program or activity			
		n	25%	Median	75%	n	25%	Median	75%	n	25%	Median	75%
Sample	Random	314	2	3	5	313	1	2	2	315	1	1	2
	Voluntary	123	2	3	5	124	1	2	3	125	1	2	2
Age	18-29	0				0				0			
	30-45	101	4	5	5	99	2	2	3	101	1	2	2
	46-60	182	2	3	4	184	1	2	2	184	1	1	2
	61-70	106	2	2	4	107	1	2	2	107	1	1	2
	71 and over	44	1	2	3	43	1	1	2	44	1	1	2
Children 17 or under living in household	Yes	187	2	4	5	185	2	2	3	187	1	2	2
	No	236	2	2	4	238	1	1	2	239	1	1	2
Self or members of household 65 or older	Yes	136	2	2	4	137	1	2	2	137	1	1	2
	No	293	2	3	5	292	1	2	3	295	1	1	2
Sex	Male	186	2	3	5	187	1	2	3	189	1	1	2
	Female	233	2	3	5	231	1	2	2	232	1	1	2
How many years have you lived in Bellaire?	Less than 2 years	23	3	4	5	23	2	2	3	23	1	1	2
	2-5 years	51	3	5	5	51	2	2	4	51	1	2	2
	6-10 years	55	2	3	4	53	1	2	3	55	1	2	2
	11-20 years	130	2	3	4	131	1	2	2	131	1	2	2
	More than 20 years	176	2	2	4	177	1	1	2	178	1	1	2
Solid Waste Service Area	A	70	2	2	4	70	1	2	2	71	1	1	2
	B	84	2	3	4	83	1	2	3	85	1	1	2
	C	73	2	3	5	72	1	2	3	73	1	1	2
	D	93	2	4	5	93	1	2	3	93	1	2	2
	E	72	2	3	4	74	1	2	3	74	1	2	2
Complete Sample		437	2	3	5	437	1	2	3	440	1	1	2

2017 BELLAIRE CITIZEN SURVEY

CITY OF BELLAIRE PARKS, RECREATION, AND FACILITIES

(1= "Very Poor", 2= "Below Average", 3="Average", 4= "Above Average", 5="Excellent")

Parks and Recreation - Maintenance		Overall effectiveness in maintaining public facilities, buildings, parks, playing fields, or pools.				Performs maintenance services in a professional and reliable manner.				Employees respond to citizens' ... in a reliable, prompt, helpful and professional manner.			
		n	25%	Median	75%	n	25%	Median	75%	n	25%	Median	75%
Sample	Random	215	3	4	4	189	3	4	4	117	3	4	4
	Voluntary	93	3	4	5	80	3	4	5	59	3	4	4
Age	18-29	0				0				0			
	30-45	75	3	4	5	68	3	4	5	38	3	4	4
	46-60	126	3	4	4	109	3	4	4	71	3	4	4
	61-70	75	3	4	4	66	3	4	4	48	3	4	4
	71 and over	31	4	4	4	25	4	4	4	19	4	4	5
Children 17 or under live in household	Yes	142	3	4	5	124	3	4	4	79	3	4	4
	No	161	3	4	4	139	3	4	4	94	3	4	4
Self or members of household 65 or older	Yes	97	3	4	4	85	3	4	4	65	3	4	4
	No	208	3	4	4	182	3	4	4	109	3	4	4
Sex	Male	137	3	4	4	125	3	4	4	84	3	4	4
	Female	171	3	4	4	144	3	4	4	92	3	4	4
How many years have you lived in Bellaire?	Less than 2 years	15	3	4	5	14	3	4	5	7	3	4	4
	2-5 years	38	3	4	5	32	4	4	5	18	4	4	5
	6-10 years	43	3	4	4	42	3	4	4	26	3	4	4
	11-20 years	89	3	4	4	78	3	4	4	55	3	4	4
	More than 20 years	122	3	4	4	102	3	4	4	69	3	4	5
Please verify your Solid Waste Service Area as shown on the map	A	48	3	4	4	40	3	4	4	30	3	4	4
	B	55	3	4	4	47	3	4	4	33	3	4	4
	C	51	3	4	5	47	4	4	5	32	3	4	5
	D	66	3	4	4	56	3	4	4	28	3	4	5
	E	56	3	4	5	52	3	4	5	35	3	4	5

CITY OF BELLAIRE PARKS, RECREATION, AND FACILITIES

(1 = "Never", 2 = "Less than once per month", 3 = "About once per month", 4 = "2 to 3 times per month", 5 = "More than 3 times per month")

Parks and Recreation - Maintenance		Maintains the following public improvements... B224...				Maintains the following public improvements... Parks and Playground equipment				Maintains the following public improvements... Pools				Playing Fields			
		n	25%	Median	75%	n	25%	Median	75%	n	25%	Median	75%	n	25%	Median	75%
Sample	Random	193	3	4	4	205	3	4	4	181	3	4	5	169	3	4	4
	Voluntary	90	3	4	4	86	3	4	4	73	3	4	4	71	3	4	4
Age	18-29	0				0				0				0			
	30-45	67	3	4	4	77	3	4	5	69	3	4	4	65	3	4	4
	46-60	113	3	4	4	116	3	4	4	104	3	4	4	100	3	4	5
	61-70	75	3	4	4	71	3	4	4	61	3	4	4	56	4	4	4
	71 and over	28	4	4	4	27	4	4	5	20	4	4	5	19	3	4	4
Children 17 or under live in household	Yes	126	3	4	4	142	3	4	4	133	3	4	4	125	3	4	4
	No	155	3	4	4	147	3	4	4	118	4	4	5	113	3	4	4
Self or members of household 65 or older	Yes	92	3	4	4	90	4	4	5	73	3	4	5	69	3	4	4
	No	188	3	4	4	198	3	4	4	178	3	4	4	168	3	4	4
Sex	Male	125	3	4	4	128	3	4	4	110	3	4	4	112	3	4	4
	Female	158	3	4	4	163	3	4	4	144	3	4	5	128	3	4	4
How many years have you lived in Bellaire?	Less than 2 years	12	3	4	5	15	3	4	5	12	3	4	4	11	3	4	5
	2-5 years	33	3	4	4	38	4	4	5	35	3	4	5	31	3	4	5
	6-10 years	40	3	4	4	43	3	4	4	38	3	4	5	39	3	4	4
	11-20 years	83	3	4	4	84	3	4	4	76	3	4	4	71	3	4	4
	More than 20 years	114	3	4	4	110	3	4	5	93	3	4	5	87	3	4	4
Please verify your Solid Waste Service Area as shown on the map	A	42	3	4	4	43	3	4	4	39	3	4	5	37	3	4	4
	B	49	3	4	4	47	3	4	4	42	3	4	4	37	3	4	4
	C	51	3	4	4	53	3	4	4	44	3	4	5	43	3	4	5
	D	63	3	3	4	67	3	4	4	61	3	4	4	53	3	4	4
	E	52	3	4	4	52	3	4	5	46	3	4	5	47	4	4	5

2017 BELLAIRE CITIZEN SURVEY

CITY OF BELLAIRE PARKS, RECREATION, AND FACILITIES

(Rating: 1= "Strongly Oppose", 2= "Somewhat Oppose", 3="Undecided", 4= "Somewhat Support", 5="Strongly Support")

Support for BLIFE		What best describes your support for providing Senior Services through BLIFE?			
		Valid N	Percentile 25	Median	Percentile 75
Sample	Random	302	3	4	5
	Voluntary	122	3	4	5
Age	18-29	0			
	30-45	98	3	3	4
	46-60	172	3	4	5
	61-70	106	3	4	5
	71 and over	44	3	4	5
Are you or any other members of your household aged 65 or older?	Yes	136	3	4	5
	No	280	3	4	4
Complete Sample		424	3	4	5

CITY OF BELLAIRE PARKS, RECREATION, AND FACILITIES

(Rating: 1= "Strongly Oppose", 2= "Somewhat Oppose", 3="Undecided", 4= "Somewhat Support", 5="Strongly Support")

Parks and Rec. - Support for Increased Funding		If the City were to propose a budget and/or fee increase ...Parks/recreation programs				If the City were to propose a budget and/or fee increase ...Parks/recreation maintenance			
		Valid N	25%	Median	75%	Valid N	25%	Median	75%
Sample	Random	301	3	4	5	262	4	4	5
	Voluntary	124	2	4	5	111	4	4	5
Age	18-29	0	.	.	.	0	.	.	.
	30-45	95	3	4	5	81	3	4	5
	46-60	178	3	4	5	156	4	4	5
	61-70	104	2	3	4	92	4	4	5
	71 and over	44	2	4	4	40	4	5	5
How many years have you lived in Bellaire?	Less than 2 years	22	3	5	5	17	4	4	5
	2-5 years	47	3	4	5	40	4	4	5
	6-10 years	53	3	4	5	48	3	4	5
	11-20 years	129	2	4	5	110	4	4	5
Please verify your Solid Waste Service Area as shown on the map	More than 20 years	172	2	4	4	156	4	4	5
	A	68	2	4	5	62	4	4	5
	B	81	2	4	5	72	4	4	5
	C	73	2	4	5	61	4	4	5
	D	88	3	4	5	79	3	4	5
	E	71	3	4	5	60	4	4	5

2017 BELLAIRE CITIZEN SURVEY

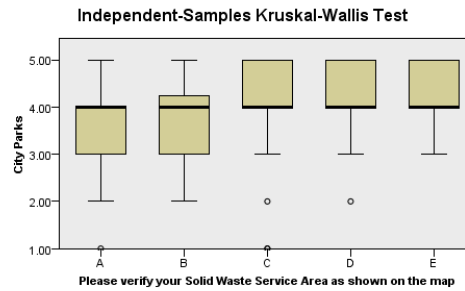
CITY OF BELLAIRE PARKS, RECREATION, AND FACILITIES

(1= "Very Poor", 2= "Below Average", 3= "Average", 4= "Above Average", 5= "Excellent")

Parks and Recreation - Contact			Have you had any contact with an employee of Parks, Recreation and Facilities over the last year?			If so, how would you rate...Knowledge				If so, how would you rate...Responsiveness				If so, how would you rate...Courtesy				If so, how would you rate...Overall Impression				
			No (n)	%	Yes (n)	%	n	25%	Median	75%	n	25%	Median	75%	n	25%	Median	75%	n	25%	Median	75%
Sample	Random	258	82.9%	52	17.1%	51	3	4	5	52	3	4	5	52	3	4	5	51	3	4	5	
	Voluntary	77	62.1%	46	37.9%	46	3	4	5	46	3	4	5	46	3	4	5	46	3	4	5	
Age	18-29	0	0.0%	0	0.0%	0				0				0				0				
	30-45	76	77.1%	23	22.9%	24	3	4	5	24	3	4	5	24	3	4	5	23	3	4	5	
	46-60	137	75.3%	42	24.7%	40	3	4	5	41	3	4	5	41	3	4	5	41	3	4	5	
	61-70	85	79.4%	23	20.6%	23	3	4	5	23	3	4	5	23	3	4	5	23	3	4	5	
	71 and over	34	77.5%	9	22.5%	9	3	4	5	9	4	5	5	9	4	5	5	9	4	5	5	
Children 17 or under living in household	Yes	136	74.2%	47	25.8%	46	3	4	5	47	3	4	5	47	3	4	5	46	3	4	5	
	No	188	78.9%	48	21.1%	48	3	4	5	48	3	4	5	48	4	4	5	48	3	4	5	
Self or members of household 65 or older	Yes	104	75.2%	33	24.8%	32	3	4	5	33	4	4	5	33	4	4	5	33	3	4	5	
	No	226	78.0%	62	22.0%	62	3	4	5	62	3	4	5	62	3	4	5	61	3	4	5	
Sex	Male	144	77.0%	43	23.0%	42	3	4	5	43	3	4	5	43	3	4	5	43	3	4	5	
	Female	175	77.1%	52	22.9%	52	3	4	5	52	3	4	5	52	3	4	5	51	3	4	5	
How many years have you lived in Bellaire?	Less than 2 years	19	86.4%	3	13.6%	3	3	3	4	3	2	3	3	3	2	3	3	3	2	3	3	
	2-5 years	44	89.6%	6	10.4%	6	4	5	5	6	4	5	5	6	4	5	5	6	4	5	5	
	6-10 years	38	71.4%	14	28.6%	15	3	4	5	15	3	4	5	15	3	4	5	15	3	4	5	
	11-20 years	99	76.6%	30	23.4%	28	3	4	5	29	3	4	5	29	3	4	5	28	3	4	5	
	More than 20 years	134	74.7%	44	25.3%	44	3	4	5	44	4	4	5	44	4	4	5	44	4	4	5	
Solid Waste Service Area	A	54	76.8%	16	23.2%	16	3	4	5	16	3	4	5	16	3	4	5	15	3	4	5	
	B	67	80.5%	16	19.5%	15	3	3	4	16	3	3	4	16	3	4	4	16	3	3	4	
	C	58	80.3%	14	19.7%	13	5	5	5	13	4	5	5	13	5	5	5	13	4	5	5	
	D	61	65.1%	30	34.9%	31	3	4	5	31	3	4	5	31	3	4	5	31	3	4	5	
	E	60	82.6%	12	17.4%	12	4	4	5	12	4	4	5	12	4	4	5	12	4	4	5	
Complete Sample			335	77.4%	98	22.2%	97	3	4	5	98	3	4	5	98	3	4	5	97	3	4	4

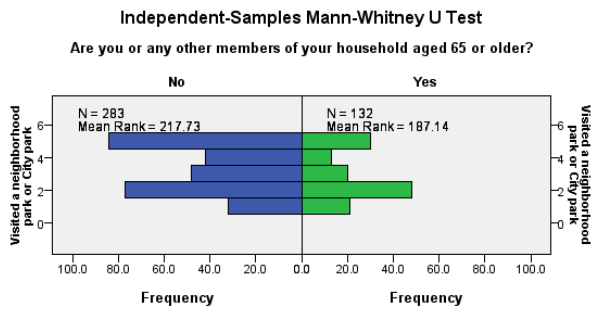
GROUP ANALYSIS – PARKS & RECREATION

SERVICES



Total N	360
Test Statistic	13.535
Degrees of Freedom	4
Asymptotic Sig. (2-sided test)	.009

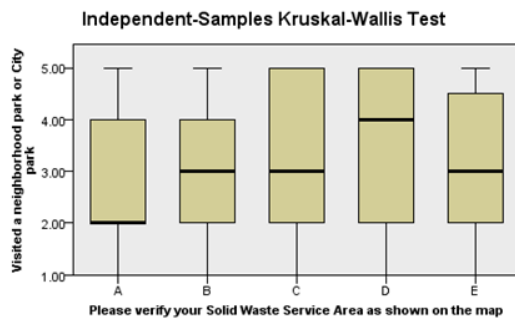
1. The test statistic is adjusted for ties.



Total N	415
Mann-Whitney U	21,432.000
Wilcoxon W	61,618.000
Test Statistic	21,432.000
Standard Error	1,105.158
Standardized Test Statistic	2.492
Asymptotic Sig. (2-sided test)	.013

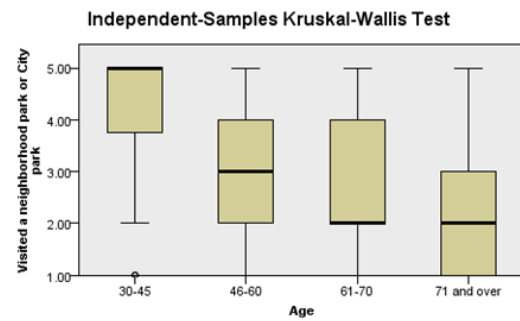
FREQUENCY OF USE

(1= "Never", 2= "Less than once per month", 3= "About once per month", 4= "2 to 3 times per month", 5= "More than 3 times per month")



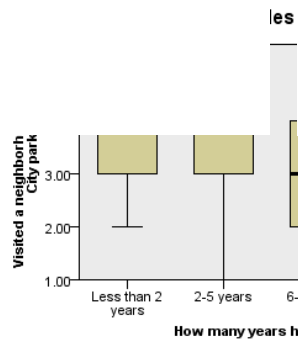
Total N	377
Test Statistic	15.978
Degrees of Freedom	4
Asymptotic Sig. (2-sided test)	.003

1. The test statistic is adjusted for ties.



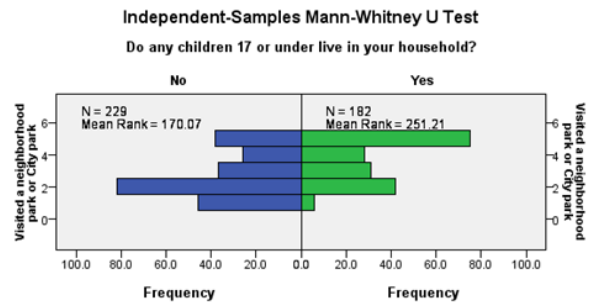
Total N	418
Test Statistic	67.499
Degrees of Freedom	3
Asymptotic Sig. (2-sided test)	.000

1. The test statistic is adjusted for ties.



Total N	377
Test Statistic	15.978
Degrees of Freedom	4
Asymptotic Sig. (2-sided test)	.003

1. The test statistic is adjusted for ties.

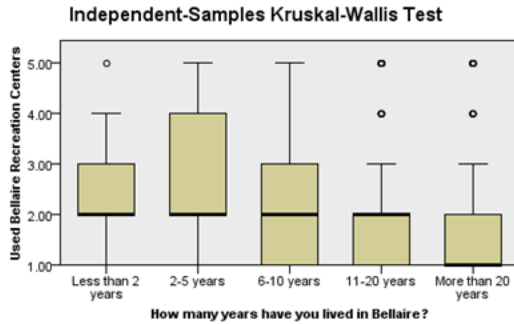


Total N	411
Mann-Whitney U	12,610.500
Wilcoxon W	38,945.500
Test Statistic	12,610.500
Standard Error	1,161.590
Standardized Test Statistic	-7.084
Asymptotic Sig. (2-sided test)	.000

2017 BELLAIRE CITIZEN SURVEY

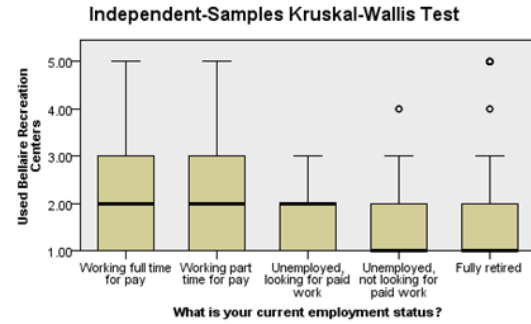
USE OF RECREATION CENTERS

1= "Never", 2= "Less than once per month", 3= "About once per month", 4= "2 to 3 times per month", 5= "More than 3 times per month")



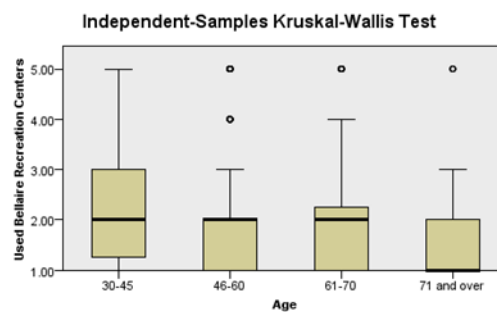
Total N	417
Test Statistic	21.783
Degrees of Freedom	4
Asymptotic Sig. (2-sided test)	.000

1. The test statistic is adjusted for ties.



Total N	406
Test Statistic	13.991
Degrees of Freedom	4
Asymptotic Sig. (2-sided test)	.007

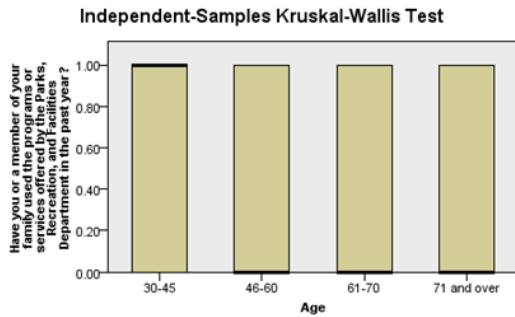
1. The test statistic is adjusted for ties.



Total N	417
Test Statistic	18.897
Degrees of Freedom	3
Asymptotic Sig. (2-sided test)	.000

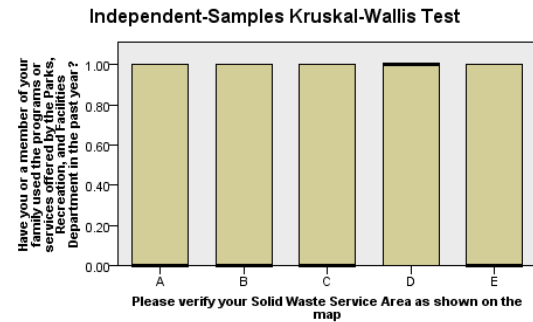
1. The test statistic is adjusted for ties.

USE OF PROGRAMS OR SERVICES



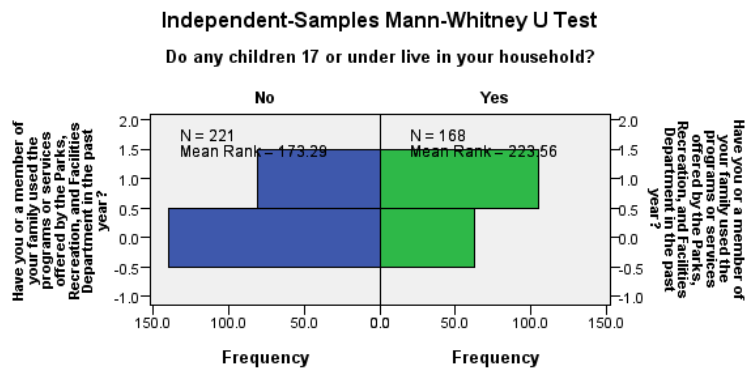
Total N	395
Test Statistic	20.242
Degrees of Freedom	3
Asymptotic Sig. (2-sided test)	.000

1. The test statistic is adjusted for ties.



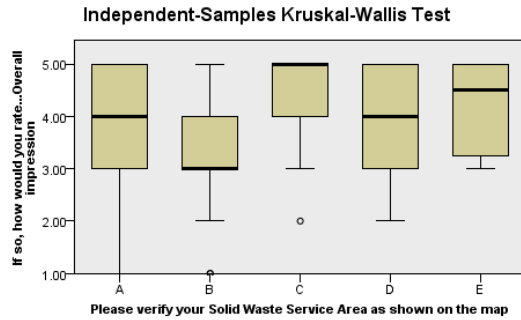
Total N	356
Test Statistic	10.205
Degrees of Freedom	4
Asymptotic Sig. (2-sided test)	.037

1. The test statistic is adjusted for ties.



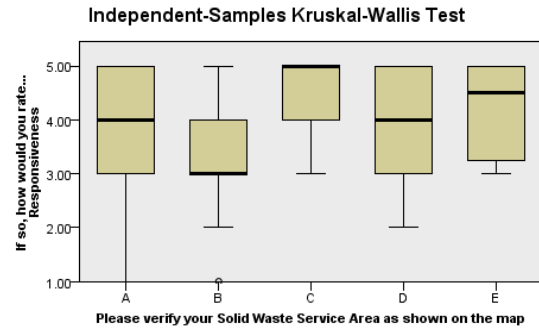
Total N	389
Mann-Whitney U	13,765.500
Wilcoxon W	38,296.500
Test Statistic	13,765.500
Standard Error	950.407
Standardized Test Statistic	-5.049
Asymptotic Sig. (2-sided test)	.000

CONTACT WITH STAF



Total N	86
Test Statistic	9.600
Degrees of Freedom	4
Asymptotic Sig. (2-sided test)	.048

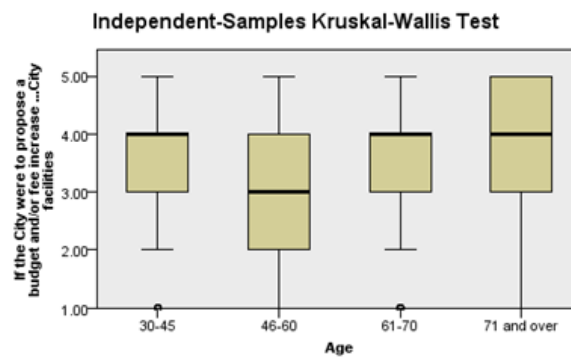
1. The test statistic is adjusted for ties.



Total N	87
Test Statistic	10.877
Degrees of Freedom	4
Asymptotic Sig. (2-sided test)	.028

1. The test statistic is adjusted for ties.

SUPPORT FOR BUDGET/FEE INCREASE FOR PARKS AND RECREATION



Total N	416
Test Statistic	12.721
Degrees of Freedom	3
Asymptotic Sig. (2-sided test)	.005

1. The test statistic is adjusted for ties.

2017 BELLAIRE CITIZEN SURVEY

CROSSTABULATION OF SAMPLE GROUPS

Crosstab. of Age, SWA, and Children in Household			Solid Waste Service Area					Children 17 or under living in household	
			A	B	C	D	E	Yes	No
Age	18-29	Count	0	0	0	0	0	0	0
		% within 18-29							
	30-45	Count	10	17	13	35	15	92	7
		% within 30-45	11.1%	18.9%	14.4%	38.9%	16.7%	92.9%	7.1%
	46-60	Count	31	32	27	44	32	85	94
		% within 46-60	18.7%	19.3%	16.3%	26.5%	19.3%	47.5%	52.5%
	61-70	Count	19	20	25	11	22	10	95
		% within 61-70	19.6%	20.6%	25.8%	11.3%	22.7%	9.5%	90.5%
	71 and over	Count	10	15	8	2	5	0	43
		% within 71 +	25.0%	37.5%	20.0%	5.0%	12.5%	0.0%	100.0%

2017

2017 BELLAIRE CITIZEN SURVEY

PUBLIC SAFETY - POLICE DEPARTMENT

PUBLIC SAFETY - POLICE

The results of the 2017 Bellaire Citizen Survey revealed some insights into the attitudes of residents towards the City of Bellaire Police Department, its services and officers/staff.

- **Police Department services** – Survey respondents indicated a high level of satisfaction with the services provided by the Bellaire Police Departments.
 - The overall average rating for **police services** was “**Excellent**”, with very little variation in scores across respondent groups.
 - **Crime prevention, traffic enforcement, and animal control** all had an overall rating of “**Above Average**”
- **Perceived safety** – While respondents generally indicated that Bellaire is “**Very safe**” during the daytime hours, they found the nighttime hours to be “**Somewhat safe**”. Of some note is the lower-range scores by respondents 30-45, female respondents, and respondents in Solid Waste Area “B” with regard to property crimes and perceived safety of Bellaire at night.
- **Impressions of Police** – In evaluating overall effectiveness, response time, judgment, and expertise/training, on average, respondents found the Bellaire Police Department to be “**Excellent**”.
- **Contact with the Police Department** – Roughly 45% of all survey respondents indicated they had contact with the department in the last year. Of those who did have contact, the average rating for knowledge, responsiveness, courtesy, and overall impression of Police staff/officers was “**Excellent**”.
- **Support for increased funding** – On average, survey respondents “**Somewhat support**” a budget/fee increase for the Police Department.

DATA TABLES – POLICE DEPARTMENT

CITY OF BELLAIRE PUBLIC SAFETY - POLICE

PUBLIC SAFETY - POLICE		Have you or a member of your family required the services of the Bellaire police, fire department, or emergency medical services (EMS) in the last 2 years?				During the past 12 months, were you or anyone in your household the victim of any crime within the City of Bellaire?				If yes, was this crime (these crimes) reported to the police?			
		No		Yes		No		Yes		No		Yes	
		N	%	N	%	N	%	N	%	N	%	N	%
Sample	Random	182	58.9%	127	41.1%	288	92.6%	23	7.4%	2	8.7%	21	91.3%
	Voluntary	48	39.3%	74	60.7%	104	84.6%	19	15.4%	3	15.8%	16	84.2%
Age	18-29	0	0.0%	0	0.0%	0	0.0%	0	0.0%	0	0.0%	0	0.0%
	30-45	49	51.6%	46	48.4%	90	91.8%	8	8.2%	3	37.5%	5	62.5%
	46-60	94	51.9%	87	48.1%	156	86.2%	25	13.8%	1	4.0%	24	96.0%
	61-70	55	50.9%	53	49.1%	100	92.6%	8	7.4%	1	12.5%	7	87.5%
	71 and over	32	74.4%	11	25.6%	42	97.7%	1	2.3%	0	0.0%	1	100.0%
Sex	Male	104	55.9%	82	44.1%	171	91.4%	16	8.6%	2	12.5%	14	87.5%
	Female	116	51.3%	110	48.7%	203	89.0%	25	11.0%	3	12.0%	22	88.0%
How many years have you lived in Bellaire?	Less than 2 years	15	68.2%	7	31.8%	22	95.7%	1	4.3%	0	0.0%	1	100.0%
	2-5 years	30	61.2%	19	38.8%	45	91.8%	4	8.2%	1	25.0%	3	75.0%
	6-10 years	31	57.4%	23	42.6%	47	85.5%	8	14.5%	1	12.5%	7	87.5%
	11-20 years	63	48.8%	66	51.2%	122	93.8%	8	6.2%	1	12.5%	7	87.5%
Please verify your Solid Waste Service Area as shown on the map	More than 20 years	90	51.1%	86	48.9%	155	88.1%	21	11.9%	2	9.5%	19	90.5%
	A	30	44.1%	38	55.9%	57	80.3%	14	19.7%	0	0.0%	14	100.0%
	B	47	56.0%	37	44.0%	72	86.7%	11	13.3%	2	18.2%	9	81.8%
	C	43	58.9%	30	41.1%	72	98.6%	1	1.4%	0	0.0%	1	100.0%
	D	50	56.8%	38	43.2%	84	94.4%	5	5.6%	1	20.0%	4	80.0%
	E	36	48.6%	38	51.4%	65	87.8%	9	12.2%	2	22.2%	7	77.8%
Complete Sample		230	53.4%	201	46.6%	392	90.3%	42	9.7%	5	11.9%	37	88.1%

CITY OF BELLAIRE POLICE DEPARTMENT

(1= "Very Poor", 2= "Below Average", 3="Average", 4= "Above Average", 5="Excellent")

POLICE DEPT. SERVICES		Police services				Crime prevention				Traffic enforcement				Animal control			
		Valid N	25%	Median	75%	Valid N	25%	Median	75%	Valid N	25%	Median	75%	Valid N	25%	Median	75%
Sample	Random	312	4	5	5	296	4	4	5	290	4	4	5	233	3	4	4
	Voluntary	123	4	5	5	120	3	4	4	112	3	4	5	93	3	4	4
Age	18-29	0				0				0				0			
	30-45	96	4	5	5	90	3	4	5	89	3	4	5	67	3	4	5
	46-60	183	4	5	5	176	4	4	5	169	3	4	5	140	3	4	4
	61-70	108	4	5	5	105	4	4	5	100	4	4	5	84	3	4	4
	71 and over	44	4	5	5	42	4	4	5	42	4	4	5	33	3	4	4
Sex	Male	188	4	5	5	180	4	4	5	176	3	4	5	135	3	4	4
	Female	228	4	5	5	217	3	4	5	209	3	4	5	177	3	4	4
How many years have you lived in Bellaire?	Less than 2 years	19	4	5	5	19	4	4	5	15	4	4	5	12	4	4	5
	2-5 years	49	4	5	5	43	3	4	5	46	3	4	5	34	3	4	5
	6-10 years	55	4	5	5	53	3	4	4	48	3	4	5	40	3	4	4
	11-20 years	131	4	5	5	127	4	4	5	124	3	4	5	100	3	4	4
Solid Waste Service Area	More than 20 years	179	4	5	5	172	4	4	5	167	3	4	5	139	3	4	4
	A	71	4	5	5	68	3	4	5	63	4	4	5	57	3	4	4
	B	85	4	4	5	78	3	4	4	74	3	4	5	58	3	4	4
	C	73	4	5	5	72	4	4	5	67	3	4	5	58	3	4	5
	D	89	4	5	5	86	4	4	4	86	3	4	5	64	3	4	4
	E	73	4	5	5	71	4	4	5	71	4	4	5	55	3	4	5
Complete Sample		435	4	5	5	416	4	4	5	402	3	4	5	326	3	4	4

2017 BELLAIRE CITIZEN SURVEY

CITY OF BELLAIRE PUBLIC SAFETY - POLICE

(Rating: 1= "Very unsafe", 2= "Somewhat unsafe", 3="Neither safe nor unsafe", 4= "Somewhat safe", 5="Very safe")

PERCEIVED SAFETY Please rate how safe or unsafe you feel from the following ...		Violent crime (e.g., rape, assault, robbery)				Property crimes (e.g., burglary, theft)				In your neighborhood during the day				In your neighborhood after dark			
		N	25%	Median	75%	N	25%	Median	75%	N	25%	Median	75%	N	25%	Median	75%
Sample	Random	309	4	4	5	303	3	4	4	309	4	4	5	307	4	4	4
	Voluntary	124	4	4	5	125	2	4	4	125	4	4	5	124	3	4	5
Age	18-29	0				0				0				0			
	30-45	98	4	4	4	97	2	4	4	98	4	4	5	97	2	4	4
	46-60	180	4	4	5	177	2	4	4	181	4	4	5	179	3	4	4
	61-70	107	4	4	5	106	3	4	4	107	4	5	5	108	4	4	5
	71 and over	44	4	5	5	44	4	4	5	44	4	5	5	43	4	4	5
Sex	Male	186	4	4	5	186	3	4	4	187	4	5	5	187	4	4	5
	Female	228	4	4	5	224	2	4	4	228	4	4	5	225	3	4	4
Solid Waste Service Area	A	71	4	4	5	70	3	4	4	71	4	4	5	71	3	4	4
	B	85	4	4	5	85	2	4	4	85	4	4	5	83	2	4	4
	C	72	4	4	5	72	2	4	4	72	4	5	5	72	4	4	5
	D	90	4	4	5	89	3	4	4	89	4	5	5	90	4	4	4
	E	72	4	4	5	71	3	4	4	73	4	5	5	73	3	4	5

PERCEIVED SAFETY Please rate how safe or unsafe you feel from the following ...		In Bellaire's downtown area during the day				In Bellaire's downtown area after dark				In City parks or on jogging trails/sidewalks during the day				In City parks or on jogging trails/sidewalks at night			
		N	25%	Median	75%	N	25%	Median	75%	N	25%	Median	75%	N	25%	Median	75%
Sample	Random	275	4	4	5	261	3	4	4	286	4	5	5	264	2	4	4
	Voluntary	121	4	4	5	114	2	4	4	116	4	4	5	111	2	3	4
Age	18-29	0				0				0				0			
	30-45	82	4	4	5	78	2	4	4	95	4	5	5	90	2	3	4
	46-60	166	4	4	5	157	3	4	4	176	4	5	5	162	2	3	4
	61-70	100	4	4	5	96	3	4	4	93	4	4	5	89	3	4	4
	71 and over	44	4	4	5	40	3	4	4	36	4	5	5	32	3	4	4
Sex	Male	171	4	4	5	164	3	4	4	169	4	5	5	166	3	4	4
	Female	207	4	4	5	195	2	4	4	217	4	4	5	193	2	3	4
Solid Waste Service Area	A	66	4	5	5	62	3	4	4	62	4	5	5	58	2	4	4
	B	78	4	4	5	76	2	4	4	75	4	4	5	70	2	3	4
	C	66	4	4	5	62	3	4	4	71	4	5	5	67	2	3	4
	D	79	4	4	5	72	3	4	4	87	4	5	5	82	2	4	4
	E	70	4	5	5	67	3	4	4	69	4	5	5	66	3	4	4

CITY OF BELLAIRE POLICE DEPARTMENT

(Rating: 1= "Very Poor", 2= "Below Average", 3="Average", 4= "Above Average", 5="Excellent")

IMPRESSIONS OF POLICE DEPT		Overall effectiveness				Prompt response				Judgment				Expertise/training			
		N	25%	Median	75%	N	25%	Median	75%	N	25%	Median	75%	N	25%	Median	75%
Sample	Random	276	4	5	5	252	4	5	5	244	4	5	5	228	4	5	5
	Voluntary	119	4	5	5	114	4	5	5	104	4	5	5	102	4	5	5
Age	18-29	0				0				0				0			
	30-45	90	4	4	5	77	4	5	5	75	4	5	5	67	4	5	5
	46-60	158	4	5	5	152	4	5	5	146	4	5	5	137	4	5	5
	61-70	100	4	5	5	93	4	5	5	87	4	5	5	87	4	5	5
	71 and over	43	4	5	5	40	5	5	5	36	4	5	5	35	4	5	5
Sex	Male	167	4	5	5	157	4	5	5	150	4	5	5	144	4	5	5
	Female	210	4	5	5	193	4	5	5	182	4	5	5	173	4	5	5
How many years have you lived in Bellaire?	Less than 2 years	16	4	5	5	14	4	5	5	13	4	5	5	14	4	5	5
	2-5 years	45	4	4	5	35	4	5	5	34	4	4	5	30	4	4	5
	6-10 years	54	4	4	5	49	4	5	5	46	4	5	5	43	4	5	5
	11-20 years	113	4	5	5	109	4	5	5	106	4	5	5	95	4	5	5
	More than 20 years	166	4	5	5	159	4	5	5	148	4	5	5	147	4	5	5
Please verify your Solid Waste Service Area as shown on the map	A	67	4	4	5	62	4	5	5	61	4	5	5	56	4	5	5
	B	76	4	4	5	71	4	5	5	65	4	4	5	62	4	5	5
	C	65	4	5	5	61	4	5	5	58	4	5	5	58	4	5	5
	D	79	4	5	5	73	4	5	5	69	4	5	5	67	4	5	5
	E	66	4	5	5	63	4	5	5	61	4	5	5	58	4	5	5

CITY OF BELLAIRE PUBLIC SAFETY - POLICE

(Rating: 1= "Very Poor", 2= "Below Average", 3= "Average", 4= "Above Average", 5= "Excellent")

CONTACT WITH POLICE		Have you had any contact with an employee of the Bellaire Police Department over the last year?				If so, how would you rate your most recent contact for ... Knowledge				If so, how would you rate your most recent contact for ... Responsiveness				If so, how would you rate your most recent contact for ... Courtesy				If so, how would you rate your most recent contact for ... Overall impression			
		No		Yes		N	%	N	%	N	25%	Median	75%	N	25%	Median	75%	N	25%	Median	75%
		N	%	N	%																
Sample	Random	186	60.2%	123	39.8%	121	4	5	5	123	4	5	5	123	4	5	5	120	4	5	5
	Voluntary	48	38.4%	77	61.6%	77	4	5	5	77	4	5	5	74	4	5	5	77	4	5	5
Age	18-29	0	0.0%	0	0.0%	0				0				0				0			
	30-45	57	58.2%	41	41.8%	41	4	4	5	41	4	5	5	41	4	5	5	41	4	5	5
	46-60	91	50.6%	89	49.4%	88	4	5	5	89	4	5	5	88	4	5	5	87	4	5	5
	61-70	61	56.5%	47	43.5%	47	4	5	5	47	4	5	5	45	4	5	5	47	4	5	5
	71 and over	24	54.5%	20	45.5%	19	3	4	5	20	4	5	5	20	4	5	5	19	4	5	5
Sex	Male	104	55.6%	83	44.4%	81	4	5	5	83	4	5	5	82	4	5	5	83	4	5	5
	Female	122	53.5%	106	46.5%	107	4	5	5	106	4	5	5	104	4	5	5	104	4	5	5
How many years have you lived in Bellaire?	Less than 2 years	18	78.3%	5	21.7%	5	5	5	5	5	5	5	5	5	5	5	5	5	5	5	5
	2-5 years	34	69.4%	15	30.6%	15	4	5	5	15	4	5	5	15	4	5	5	15	4	5	5
	6-10 years	28	50.9%	27	49.1%	27	3	4	5	27	3	5	5	27	4	5	5	27	3	4	5
	11-20 years	68	53.5%	59	46.5%	58	4	5	5	59	4	5	5	59	4	5	5	58	4	5	5
	More than 20 years	86	48.0%	93	52.0%	93	4	5	5	93	4	5	5	90	4	5	5	92	4	5	5
Please verify your Solid Waste Service Area as shown on the map	A	36	50.7%	35	49.3%	34	4	4	5	35	4	5	5	33	4	5	5	35	4	5	5
	B	50	59.5%	34	40.5%	33	4	4	5	34	4	5	5	34	4	5	5	32	4	5	5
	C	39	54.2%	33	45.8%	33	4	5	5	33	4	5	5	32	4	5	5	33	4	5	5
	D	43	47.8%	47	52.2%	46	4	5	5	47	4	5	5	47	4	5	5	47	4	5	5
	E	41	56.2%	32	43.8%	32	4	5	5	32	4	5	5	32	4	5	5	31	3	5	5
Complete Sample		234	53.9%	200	45.4%	198	4	5	5	200	4	5	5	197	4	5	5	197	4	5	5

2017 BELLAIRE CITIZEN SURVEY

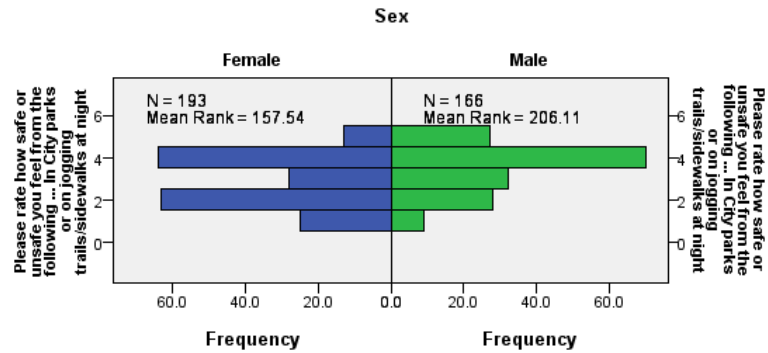
CITY OF BELLAIRE POLICE DEPARTMENT

(Rating: 1= "Strongly Oppose", 2= "Somewhat Oppose", 3="Undecided", 4= "Somewhat Support", 5="Strongly Support")

SUPPORT FOR INCREASED FUNDING		If the City were to propose a budget and/or fee increase ...Police services			
		Valid N	25%	Median	75%
Sample	Random	302	4	4	5
	Voluntary	118	4	4	5
Age	18-29	0			
	30-45	98	4	4	5
	46-60	175	4	4	5
	61-70	105	4	5	5
	71 and over	41	4	5	5
Sex	Male	188	4	4	5
	Female	232	4	4	5
How many years have you lived in Bellaire?	Less than 2 years	23	3	4	5
	2-5 years	49	4	4	5
	6-10 years	52	4	4	5
	11-20 years	126	4	4	5
	More than 20 years	169	4	5	5
Please verify your Solid Waste Service Area as shown on the map	A	70	3	4	5
	B	78	4	4	5
	C	71	4	4	5
	D	88	4	4	5
	E	71	3	4	5

GROUP ANALYSIS - POLICE

Independent-Samples Mann-Whitney U Test



Total N	359
Mann-Whitney U	11,684.000
Wilcoxon W	30,405.000
Test Statistic	11,684.000
Standard Error	942.803
Standardized Test Statistic	-4.598
Asymptotic Sig. (2-sided test)	.000

2017

2017 BELLAIRE CITIZEN SURVEY

PUBLIC SAFETY - FIRE DEPARTMENT & EMERGENCY MEDICAL SERVICES

PUBLIC SAFETY – FIRE & EMS

The 2017 Bellaire Citizen Survey revealed some insight into residents' attitudes towards the Fire Department and Emergency Medical Services. The survey results suggest that - on average - Bellaire residents regard the services and staff of these departments as **"Excellent"**.

- **EMS and Fire Department Services** – Survey respondents indicated that they regard the overall effectiveness, response time, judgment, and expertise/training of both EMS and Fire Department as **"Excellent"**, with relatively little variability in ratings (generally, "Above Average" to "Excellent").
- **Fire Department and EMS Staff** – While comparatively few survey respondents indicated they had interaction with Fire or EMS staff (44 individuals, 10.3% of the combined sample), those reporting having contact generally rated the knowledge, responsiveness, courtesy, and overall impression of the staff they had contact with as **"Excellent"**.
- **Support for Increased Funding** – When asked if they would support a budget and/or fee increase for Fire and EMS, survey respondents generally indicated that they would "Somewhat Support" it.

2017 BELLAIRE CITIZEN SURVEY

DATA TABLES – FIRE & EMS

CITY OF BELLAIRE PUBLIC SAFETY - FIRE DEPARTMENT

(Rating: 1= "Very Poor", 2= "Below Average", 3="Average", 4= "Above Average", 5="Excellent")

IMPRESSIONS OF FIRE DEPT.		Overall effectiveness in promoting the health and safety ... Fire Department				Prompt response to citizen calls for help in a professional and timely manner ... Fire Department				Shows good judgment in responding to citizen calls for assistance ... Fire Department				Has the expertise and training to conduct their job properly ... Fire Department			
		Valid N	25%	Median	75%	Valid N	25%	Median	75%	Valid N	25%	Median	75%	Valid N	25%	Median	75%
Sample	Random	221	4	5	5	195	4	5	5	179	4	5	5	181	4	5	5
	Voluntary	93	4	5	5	81	5	5	5	69	4	5	5	75	4	5	5
Age	18-29	0				0				0				0			
	30-45	70	4	5	5	55	4	5	5	55	4	5	5	52	4	5	5
	46-60	124	4	5	5	114	4	5	5	103	4	5	5	106	4	5	5
	61-70	81	4	5	5	76	4	5	5	65	4	5	5	69	4	5	5
	71 and over	38	4	5	5	31	5	5	5	25	4	5	5	29	4	5	5
Sex	Male	142	4	5	5	127	4	5	5	114	4	5	5	120	4	5	5
	Female	172	4	5	5	149	4	5	5	134	4	5	5	136	4	5	5
How many years have you lived in Bellaire?	Less than 2 years	8	5	5	5	7	4	5	5	6	4	5	5	7	4	5	5
	2-5 years	39	4	4	5	31	4	5	5	27	4	5	5	26	4	5	5
	6-10 years	37	4	5	5	28	4	5	5	28	4	5	5	30	4	5	5
	11-20 years	92	4	5	5	87	4	5	5	76	4	5	5	77	4	5	5
	More than 20 years	138	4	5	5	123	5	5	5	111	4	5	5	116	4	5	5
Please verify your Solid Waste Service Area as shown on the map	A	50	4	5	5	50	4	5	5	44	4	5	5	47	4	5	5
	B	54	4	5	5	46	4	5	5	43	4	5	5	43	4	5	5
	C	57	4	5	5	50	5	5	5	48	5	5	5	49	4	5	5
	D	64	4	5	5	55	5	5	5	51	4	5	5	53	4	5	5
	E	57	4	5	5	49	4	5	5	41	4	5	5	44	4	5	5

CITY OF BELLAIRE PUBLIC SAFETY - EMS

(Rating: 1= "Very Poor", 2= "Below Average", 3="Average", 4= "Above Average", 5="Excellent")

IMPRESSIONS OF EMS		Please rate ...Overall effectiveness ... EMS				Please rate ... Prompt response ... EMS				Please rate ... Shows good judgment ... EMS				Please rate ... Expertise/training ... EMS			
		Valid N	25%	Median	75%	Valid N	25%	Median	75%	Valid N	25%	Median	75%	Valid N	25%	Median	75%
Sample	Random	200	4	5	5	187	4	5	5	168	4	5	5	164	4	5	5
	Voluntary	91	4	5	5	79	5	5	5	71	4	5	5	76	4	5	5
Age	18-29	0				0				0				0			
	30-45	60	4	4	5	49	4	5	5	48	4	5	5	44	4	5	5
	46-60	113	4	5	5	109	4	5	5	94	4	5	5	94	5	5	5
	61-70	78	4	5	5	73	5	5	5	68	4	5	5	69	4	5	5
	71 and over	37	4	5	5	32	5	5	5	26	4	5	5	30	4	5	5
Sex	Male	127	4	5	5	119	4	5	5	103	4	5	5	108	4	5	5
	Female	154	4	5	5	139	4	5	5	128	4	5	5	124	4	5	5
How many years have you lived in Bellaire?	Less than 2 years	7	4	5	5	7	4	5	5	6	4	5	5	7	4	5	5
	2-5 years	32	4	4	5	26	4	5	5	23	4	5	5	21	4	4	5
	6-10 years	32	4	5	5	29	4	5	5	27	4	5	5	26	4	5	5
	11-20 years	84	4	5	5	79	4	5	5	71	4	5	5	69	4	5	5
	More than 20 years	136	4	5	5	125	5	5	5	111	4	5	5	116	4	5	5
Solid Waste Service Area	A	46	4	5	5	44	4	5	5	40	4	5	5	43	4	5	5
	B	54	4	5	5	51	4	5	5	46	4	5	5	46	4	5	5
	C	49	4	5	5	46	5	5	5	45	5	5	5	44	4	5	5
	D	60	4	5	5	52	5	5	5	46	4	5	5	46	4	5	5
	E	53	4	5	5	49	4	5	5	42	4	5	5	43	4	5	5

CITY OF BELLAIRE PUBLIC SAFETY - FIRE AND EMS

(Rating: 1= "Very Poor", 2= "Below Average", 3="Average", 4= "Above Average", 5="Excellent")

CONTACT WITH FIRE OR EMS	Have you had any contact with an employee of the Bellaire Fire Department/EMS over the last year?			If so, how would you rate your most recent contact for ... Knowledge			If so, how would you rate your most recent contact for ... Responsiveness			If so, how would you rate your most recent contact for ... Courtesy			If so, how would you rate your most recent contact for ... Overall impression		
	Yes		No	Valid N	25%	Median	75%	Valid N	25%	Median	75%	Valid N	25%	Median	75%
	N	%													
Sample	Random	26	8.6%	278	24	4	5	26	4	5	5	26	5	5	5
	Voluntary	18	14.5%	106	18	5	5	17	5	5	5	18	5	5	5
Age	18-29	0	0.0%	0	0			0				0			
	30-45	10	10.5%	85	10	5	5	10	5	5	5	10	5	5	5
	46-60	11	6.1%	169	10	5	5	11	4	5	5	11	5	5	5
	61-70	13	12.3%	93	12	5	5	13	5	5	5	13	5	5	5
Sex	71 and over	7	16.3%	36	7	3	4	7	3	5	5	7	3	5	5
	Male	5	29.4%	12	5	4	4	5	3	4	4	5	3	4	4
How many years have you lived in Bellaire?	Female	19	10.5%	162	18	4	5	19	5	5	5	19	5	5	5
	Less than 2 years	19	8.3%	209	19	5	5	18	5	5	5	19	5	5	5
	2-5 years	4	8.2%	45	3	5	5	4	5	5	5	4	5	5	5
	6-10 years	2	3.6%	53	2	5	5	2	5	5	5	2	5	5	5
	11-20 years	13	10.3%	113	13	5	5	13	5	5	5	13	5	5	5
	More than 20 years	25	14.2%	151	24	4	5	24	4	5	5	25	4	5	5
Please verify your Solid Waste Service Area as shown on the map	A	9	12.7%	62	9	5	5	9	5	5	5	9	5	5	5
	B	7	8.4%	76	6	4	4	7	4	4	5	7	4	4	5
	C	7	9.9%	64	6	5	5	7	5	5	5	7	5	5	5
	D	7	7.9%	82	7	4	5	6	5	5	5	7	5	5	5
	E	11	15.7%	59	11	4	5	11	3	5	5	11	3	5	5
Complete Sample		44	10.3%	384	42	4	5	43	4	5	5	44	5	5	5

2017 BELLAIRE CITIZEN SURVEY

CITY OF BELLAIRE FIRE AND EMS									
(Rating: 1= "Strongly Oppose", 2= "Somewhat Oppose", 3="Undecided", 4= "Somewhat Support", 5="Strongly Support")									
SUPPORT FOR INCREASED FUNDING		If the City were to propose a budget and/or fee increase ...Fire services				If the City were to propose a budget and/or fee increase ...EMS services			
		Valid N	25%	Median	75%	Valid N	25%	Median	75%
Sample	Random	302	3	4	4	301	3	4	5
	Voluntary	118	3	4	5	117	3	4	5
Age	18-29	0				0			
	30-45	96	3	4	4	97	3	4	4
	46-60	175	3	4	4	174	3	4	4
	61-70	107	3	4	5	105	3	4	5
	71 and over	41	4	4	5	41	4	5	5
Sex	Male	188	3	4	4	187	3	4	4
	Female	232	3	4	5	231	3	4	5
How many years have you lived in Bellaire?	Less than 2 years	23	3	3	4	23	3	3	4
	2-5 years	49	3	4	4	49	3	4	4
	6-10 years	51	3	4	4	50	3	4	4
	11-20 years	126	3	4	4	125	3	4	5
	More than 20 years	170	3	4	5	170	3	4	5
Please verify your Solid Waste Service Area as shown on the map	A	69	3	4	4	68	3	4	4
	B	79	3	4	5	79	3	4	5
	C	72	3	4	5	72	3	4	5
	D	87	3	4	5	87	3	4	5
	E	71	3	4	4	71	3	4	4

Fire and EMS Services report do not have a group analysis section. The ANOVA tests were performed for this department, but the results did not yield meaningful, statistically significant results.

APPENDIX A – DATA TABLES

The following is an explanation of the data featured in the tables used for this report. The table example below features the two sample groups – random and voluntary – and their ratings for the survey item “Please rate Bellaire as a place to live”. Displayed in the columns are the number of respondents and the percentiles for these groups’ rankings for the survey item. In the example, the ratings are scaled from 1 (“Very Poor”) to 5 (“Excellent”).

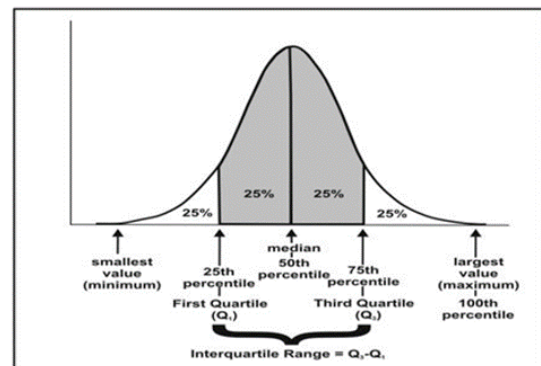
TABLE EXAMPLE

QUALITY OF LIFE		Please rate Bellaire as a place to live			
		Valid N	25%	Median	75%
Sample	Random	303	4	4	5
	Voluntary	118	4	4	5

The “Valid N” column tells us the total number of responses for the survey item, excluding “No Opinion” responses¹. In the example, the random sample group had 303 respondents who gave a ranking of 1 to 5 for the survey item; the voluntary group had 118. To the right of “Valid N” is a set of columns reporting scores for percentiles – “25%” being the 25th percentile and “75%” being the 75th percentile. These are reported to give some indication of the amount of variability in a particular respondent group’s scores. The following illustration is offered as a reference regarding percentiles and interquartile range (or IQR).

In the illustration, the bell-like curve represents the distribution of scores for a respondent group. The 25th and 75th percentiles are the dark black lines on either side of the shaded portion under the curve. The IQR is the difference between the 75th percentile and 25th percentile scores. In our example, the score associated with the 25th percentile was “4” (or “Above Average”), the 75th was “5” (or “Excellent”), making the IQR equal to 1. This generally indicates that there is relatively little variability in the opinions of the individual sample groups. We may conclude from this that the two sample groups generally have similar views on the survey item – in our example, Bellaire as a place to live. Between the 25th and 75th percentiles is “Median”, which is also known as the 50th percentile, or more simply, the “average”. This statistic is the most used in the report, with the percentiles/IQR used to assess the overall amount of variability in scores.

PERCENTILES AND INTERQUARTILE RANGE



On the tables provided in the report, the bottom row is labeled “Complete Sample”. This row contains the scores for the combination of both sample groups, which encompasses all survey responses for the item. This row is included as a basis for comparison in evaluating the scores of the individual respondent groups, and is the data used in assessing overall trends for the combined sample.

¹ For a total count of all responses for the item (including “No Opinion” responses), please refer to the “n” column for item on the survey instrument attached to this report.

APPENDIX B: NON-PARAMETRIC TEST OUTPUTS

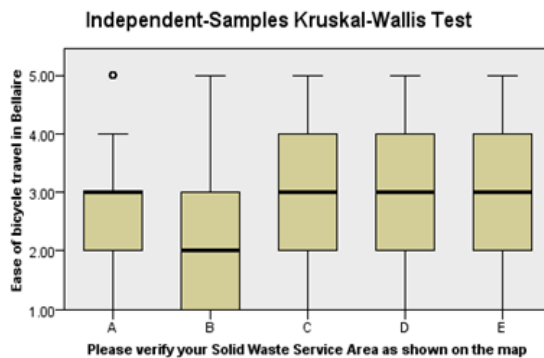
As discussed above, interquartile range analysis (IQR) gives some indication of the distribution of scores for the various respondent groups on a particular question. While the IQR give us some idea of a general response pattern for a question, it does not tell us if the differences in responses between respondent groups are statistically significant. It is for this reason that non-parametric analyses of variance were used.

Generally, a test result finding statistically significant differences between groups tells us that the observed pattern is less likely due to chance alone. It is important to note a finding of no statistical significance does not necessarily negate any other observation, as there are other factors (lower number of observations, outliers, etc...) that may influence the functioning of the test. As such, the outputs below are only offered as additional confirmation that the observed pattern is less likely the result of chance alone.

As an example, the output to the left gives a series of box-plots. These box-plots are a visualization of the IRQ discussed above, with the top edge of the box representing the 25th percentile and the bottom edge being the 75th. The dark black line is the median or 50th percentile. The lines are extending from the top and/or bottom of the box are "whiskers", which indicate the minimum and maximum range. The circle is an outlier, or a single case or a lower number of cases that deviate from the rest of the scores. The scores along the y-axis are the rating options for the question, and the x-axis displays the respondent groups in question.

Below the box-plot is a table offering some statistical outputs. These include the test statistic, which measures the magnitude of the observed effect, and its computed statistical significance. For the purposes of the

analyses used in this report, the last row - "Asymptotic Sig." - is of particular note, as it gives the statistical significance of the test. In the example, the significance (also known as a "p-value") is .001. This tells us that there is a .001% chance that the observed pattern is due to c



Total N	321
Test Statistic	18.506
Degrees of Freedom	4
Asymptotic Sig. (2-sided test)	.001

1. The test statistic is adjusted for ties.

APPENDIX C: SURVEY INSTRUMENT

The following survey has been prepared by the City of Bellaire to gather feedback from residents about the community and services offered by local government. The survey results may be used by staff, elected officials, and other stakeholders for community planning, resource allocation, program improvement, and policy making. Please complete one questionnaire per household. You must be an adult (age 18 or older) to complete the survey. Please select the response (by circling the number or checking the box) that most closely represents your opinion for each question. Your responses are confidential and will be reported in group form only.

GENERAL COMMUNITY QUESTIONS

1	Please rate each of the following aspects of quality of life in Bellaire:	Excellent	Above Average	Average	Below Average	Very Poor	No Opinion
1a	Bellaire as a place to live	1	2	3	4	5	6
1b	Your neighborhood as a place to live	1	2	3	4	5	6
1c	Bellaire as a place to raise children	1	2	3	4	5	6
1d	Bellaire as a place to retire	1	2	3	4	5	6
1e	The overall quality of life in Bellaire	1	2	3	4	5	6
2	Please rate each of the following characteristics as they relate to Bellaire as a whole:	Excellent	Above Average	Average	Below Average	Very Poor	No Opinion
2a	Sense of community	1	2	3	4	5	6
2b	Overall appearance of Bellaire	1	2	3	4	5	6
2c	Cleanliness of Bellaire	1	2	3	4	5	6
2d	Overall quality of new residential development in Bellaire	1	2	3	4	5	6
2e	Overall quality of new commercial development in Bellaire	1	2	3	4	5	6
2f	Variety of housing options	1	2	3	4	5	6
2g	Overall variety of quality business and service establishments in Bellaire	1	2	3	4	5	6
2h	Shopping opportunities	1	2	3	4	5	6
2i	Opportunities to attend cultural activities	1	2	3	4	5	6
2j	Recreational opportunities	1	2	3	4	5	6
2k	Educational opportunities	1	2	3	4	5	6
2l	Opportunities to participate in social events and activities	1	2	3	4	5	6
2m	Opportunities to participate in religious or spiritual events and activities	1	2	3	4	5	6
2n	Opportunities to volunteer	1	2	3	4	5	6
2o	Opportunities to participate in community matters	1	2	3	4	5	6
2p	Ease of car travel in Bellaire	1	2	3	4	5	6
2q	Ease of bus travel in Bellaire	1	2	3	4	5	6
2r	Ease of bicycle travel in Bellaire	1	2	3	4	5	6
2s	Ease of walking in Bellaire	1	2	3	4	5	6
2t	Availability of sidewalks, pathways, and walking trails	1	2	3	4	5	6
2u	Traffic flow on major streets	1	2	3	4	5	6
2v	Traffic flow on residential streets	1	2	3	4	5	6
2w	Amount of public parking	1	2	3	4	5	6
2x	Air quality	1	2	3	4	5	6
2y	Quality of overall natural environment in Bellaire	1	2	3	4	5	6
2z	Overall image or reputation of Bellaire	1	2	3	4	5	6

Attachment: 2017 Citizen Survey (2317 : Presentation of Citizen Survey Results)

3	In the last year, about how many times per month have you or other household members participated in the following activities in Bellaire?					
		Never	Less than once per month	About once per month	2 to 3 times per month	More than 3 times per month
3a	Used the City of Bellaire Library or their services	1	2	3	4	5
3b	Used Bellaire recreation centers	1	2	3	4	5
3c	Participated in a recreation program or activity	1	2	3	4	5
3d	Visited a neighborhood park or City park	1	2	3	4	5
3e	Utilized METRO services within Bellaire	1	2	3	4	5
3f	Attended a meeting of local elected officials or other local public meeting	1	2	3	4	5
3g	Watched a meeting of local elected officials or other City-sponsored public meeting on cable television, the Internet or other media	1	2	3	4	5
3h	Visited the City of Bellaire Web site (www.bellairtex.gov)	1	2	3	4	5
3i	Recycled used paper, cans or bottles from your home.	1	2	3	4	5
3j	Volunteered your time to some group or activity (including City boards and commissions) in Bellaire	1	2	3	4	5
3k	Participated in a club or civic group in Bellaire	1	2	3	4	5
3l	Provided help to a friend or neighbor	1	2	3	4	5
3m	About how often, if at all, do you talk to or visit with your immediate neighbors (people who live in the 3-5 households that are closest to you)	1	2	3	4	5

4	Please rate the quality of each of the following services in Bellaire:	Excellent	Above Average	Average	Below Average	Very Poor	No Opinion
4a	Police services	1	2	3	4	5	6
4b	Fire services	1	2	3	4	5	6
4c	Ambulance or emergency medical services	1	2	3	4	5	6
4d	Crime prevention	1	2	3	4	5	6
4e	Fire prevention and education	1	2	3	4	5	6
4f	Traffic enforcement	1	2	3	4	5	6
4g	Street repair	1	2	3	4	5	6
4h	Street cleaning	1	2	3	4	5	6
4i	Sidewalk maintenance	1	2	3	4	5	6
4j	Traffic signal timing	1	2	3	4	5	6
4k	Garbage collection	1	2	3	4	5	6
4l	Recycling	1	2	3	4	5	6
4m	Storm drainage	1	2	3	4	5	6
4n	Drinking water	1	2	3	4	5	6
4o	Sanitary sewer services	1	2	3	4	5	6
4p	City Parks	1	2	3	4	5	6
4q	Recreation programs or classes	1	2	3	4	5	6
4r	Recreation centers or facilities	1	2	3	4	5	6
4s	Land use, planning and zoning	1	2	3	4	5	6
4t	Code enforcement (weeds, abandoned buildings, etc.)	1	2	3	4	5	6
4u	Animal control	1	2	3	4	5	6
4v	Commercial Redevelopment	1	2	3	4	5	6
4w	Services to seniors (BLIFE)	1	2	3	4	5	6
4x	Services to youth	1	2	3	4	5	6
4y	Public library services	1	2	3	4	5	6
4z	Public information services	1	2	3	4	5	6
4aa	Emergency preparedness (services that prepare the community for natural disasters or other emergency situations)	1	2	3	4	5	6
4ab	Preservation of natural areas such as open space and greenbelts	1	2	3	4	5	6

5	Please rate the following categories of Bellaire government performance:	Excellent	Above Average	Average	Below Average	Very Poor	No Opinion
5a	The value of services for the taxes paid to Bellaire	1	2	3	4	5	6
5b	The overall direction that Bellaire is taking	1	2	3	4	5	6
5c	The job Bellaire government does at welcoming citizen involvement	1	2	3	4	5	6
6	Please indicate how likely or unlikely you are to do each of the following:	Very Likely	Somewhat Likely	Undecided	Somewhat Unlikely	Very Unlikely	
6a	Recommend living in Bellaire to someone who asks	1	2	3	4	5	
6b	Remain in Bellaire for the next five years	1	2	3	4	5	
6b	Remain in Bellaire for the next ten years	1	2	3	4	5	
7	Overall, how would you rate the quality of the services provided by each of the	Excellent	Above Average	Average	Below Average	Very Poor	No Opinion
7a	The City of Bellaire	1	2	3	4	5	6
7b	Harris County Government	1	2	3	4	5	6
7c	The State Government	1	2	3	4	5	6
7d	The Federal Government	1	2	3	4	5	6
7e	Public and private schools (Provided by HISD and others)	1	2	3	4	5	6
7f	Cable television	1	2	3	4	5	6
7g	Electric utility (Provided by Centerpoint)	1	2	3	4	5	6
7h	Natural Gas utility (Provided by Centerpoint)	1	2	3	4	5	6
7i	Street lighting (Provided by Centerpoint)	1	2	3	4	5	6
7j	Bus or transit services (provided by Metro)	1	2	3	4	5	6
8	If the City were to propose a budget/rate increase, to what extent you would support or oppose a budget increase to increase funding for each of the following?	Strongly Support	Somewhat Support	Undecided	Somewhat Oppose	Strongly Oppose	
8a	General administration (City Manager, City Clerk, etc.)	1	2	3	4	5	
8b	Fire services	1	2	3	4	5	
8c	EMS services	1	2	3	4	5	
8d	Police services	1	2	3	4	5	
8e	Street maintenance	1	2	3	4	5	
8f	Solid Waste & Recycling services	1	2	3	4	5	
8g	Water & Wastewater services	1	2	3	4	5	
8h	Parks/recreation programs	1	2	3	4	5	
8i	Parks/recreation maintenance	1	2	3	4	5	
8j	Development Services/Code Enforcement services	1	2	3	4	5	
8k	City facilities	1	2	3	4	5	
8l	Library services	1	2	3	4	5	
8m	Senior center services (BLIFE)	1	2	3	4	5	
9	Why do you choose to live in Bellaire? (Please select up to three of the following choices)	Strongly Support	Somewhat Support				
9a	Lived here all my life/grew up here	Yes	No				
9b	Size of community	Yes	No				
9c	Proximity to Houston (shopping, medical, work, etc.)	Yes	No				
9d	Family and Friends nearby	Yes	No				
9e	Attractive community appearance	Yes	No				
9f	Public Safety	Yes	No				
9g	Housing/Neighborhood options	Yes	No				
9h	Parks & Open Spaces	Yes	No				
9i	Quality of schools	Yes	No				
9j	Other City of Bellaire services	Yes	No				

LIBRARY

10	Have you had any in-person, phone or email contact with an employee of the City of Bellaire Library over the last year?		Yes	No				
			(Go to Next Question)	(Skip Next Question)				
	If so, how would you rate your most recent contact for the following:		Excellent	Above Average	Average	Below Average	Very Poor	No Opinion
10a	Knowledge		1	2	3	4	5	6
10b	Responsiveness		1	2	3	4	5	6
10c	Courtesy		1	2	3	4	5	6
10d	Overall impression		1	2	3	4	5	6
11	Have you or a member of your family used the programs or services offered by the City of Bellaire Library in the past year?		Yes	No				
			(Go to Next Question)	(Skip Next Question)				
	If so, please rate the quality of the following services at the City of Bellaire Library:		Excellent	Above Average	Average	Below Average	Very Poor	No Opinion
11a	Library hours		1	2	3	4	5	6
11b	Library resources (books, DVDs, audio books, e-books, magazines, etc.)		1	2	3	4	5	6
11c	Library programs		1	2	3	4	5	6
11d	Access to technology		1	2	3	4	5	6
11e	Library facilities & Meeting rooms		1	2	3	4	5	6
11f	Employees ability to assist citizens in a prompt, helpful, and professional manner.		1	2	3	4	5	6

DEVELOPMENT SERVICES/CODE ENFORCEMENT

12	Have you had any in-person, phone or email contact with an employee of the Bellaire Development Services/Code Enforcement over the last year?		Yes	No				
			(Go to Next Question)	(Skip Next Question)				
	If so, how would you rate your most recent contact for the following:		Excellent	Above Average	Average	Below Average	Very Poor	No Opinion
12a	Knowledge		1	2	3	4	5	6
12b	Responsiveness		1	2	3	4	5	6
12c	Courtesy		1	2	3	4	5	6
12d	Overall impression		1	2	3	4	5	6
13	Please rate the following items regarding your impressions of Development Services/Code Enforcement in the City of Bellaire		Excellent	Above Average	Average	Below Average	Very Poor	No Opinion
13a	Overall effectiveness of Bellaire Code Enforcement in controlling for run down buildings, weed lots, or junk vehicles in Bellaire		1	2	3	4	5	6

ADMINISTRATIVE SERVICES

14	Have you had any in-person, phone or email contact with an employee in the following areas over the last year?		(If at least one "Yes" Go to Next Question)	(If all are "No", Skip Next Question)				
	14a	Utility Billing (Finance)	Yes	No				
	14b	Municipal Courts	Yes	No				
	14c	City Administration (including City Manager's Office)	Yes	No				
	14d	City Clerk	Yes	No				
	If so, how would you rate your most recent contact for the following:		Excellent	Above Average	Average	Below Average	Very Poor	No Opinion
14e	Knowledge		1	2	3	4	5	6
14f	Responsiveness		1	2	3	4	5	6
14g	Courtesy		1	2	3	4	5	6
14h	Overall impression		1	2	3	4	5	6
15	Please rate the following items regarding your impressions of the Administrative Services Departments in the City of Bellaire							
	Overall effectiveness of the department in responding to and assisting citizens in resolving problems		Excellent	Above Average	Average	Below Average	Very Poor	No Opinion
	15a	Utility Billing (Finance)	1	2	3	4	5	6
	15b	Municipal Courts	1	2	3	4	5	6
	15c	City Administration (including City Manager's Office)	1	2	3	4	5	6
	15d	City Clerk	1	2	3	4	5	6
	Employees assist citizens in a prompt, helpful and professional manner.		Excellent	Above Average	Average	Below Average	Very Poor	No Opinion
	15e	Utility Billing (Finance)	1	2	3	4	5	6
	15f	Municipal Courts	1	2	3	4	5	6
	15g	City Administration (including City Manager's Office)	1	2	3	4	5	6
	15h	City Clerk	1	2	3	4	5	6
	Employees exhibit expertise and professionalism in conducting their job.		Excellent	Above Average	Average	Below Average	Very Poor	No Opinion
	15i	Utility Billing (Finance)	1	2	3	4	5	6
	15j	Municipal Courts	1	2	3	4	5	6
	15k	City Administration (including City Manager's Office)	1	2	3	4	5	6
	15l	City Clerk	1	2	3	4	5	6

PUBLIC WORKS

16	Have you had any in-person, phone or email contact with an employee of Public Works over the last year?		Yes	No					
			(Go to Next Question)	(Skip Next Question)					
	If so, how would you rate your most recent contact for the following:		Excellent	Above Average	Average	Below Average	Very Poor	No Opinion	
16a	Knowledge		1	2	3	4	5	6	
16b	Responsiveness		1	2	3	4	5	6	
16c	Courtesy		1	2	3	4	5	6	
16d	Overall impression		1	2	3	4	5	6	
17	Please rate the following items regarding your impressions of the Public Works Department in the City of Bellaire		Excellent	Above Average	Average	Below Average	Very Poor	No Opinion	
17a	Overall effectiveness of the department in maintaining the Bellaire public Provides the following maintenance and related services in a professional and reliable manner.		1	2	3	4	5	6	
17b	Streets		1	2	3	4	5	6	
17c	Storm Drainage Inlets & Lines		1	2	3	4	5	6	
17d	Water & Wastewater Lines		1	2	3	4	5	6	
17e	Sidewalks		1	2	3	4	5	6	
17f	Solid Waste & Recycling		1	2	3	4	5	6	
	SOLID WASTE & RECYCLING		Strongly Support	Somewhat Support	Undecided	Somewhat Oppose	Strongly Oppose		
18	How likely or unlikely you would be to support an automated trash and recycling curbside collection program that would utilize existing staff and one wheeled cart for all recyclables; and one wheeled cart for trash?		1	2	3	4	5		

PARKS, RECREATION, AND FACILITIES

19	Have you had any in-person, phone or email contact with an employee of Parks, Recreation and Facilities over the last year?		Yes (Go to Next Question)	No (Skip Next Question)			
	If so, how would you rate your most recent contact for the following:		Excellent	Above Average	Average	Below Average	No Opinion
19a	Knowledge		1	2	3	4	5
19b	Responsiveness		1	2	3	4	5
19c	Courtesy		1	2	3	4	5
19d	Overall impression		1	2	3	4	5
20	Please rate the following items regarding your impressions of the Parks, Recreation, and Facilities Department in the City of Bellaire		Excellent	Above Average	Average	Below Average	No Opinion
20a	Overall effectiveness of the department in maintaining the Bellaire public facilities, buildings, parks, playing fields, or pools.		1	2	3	4	5
20b	Performs maintenance services in a professional and reliable manner.		1	2	3	4	5
20c	Employees respond to citizens' complaints, concerns, or questions about maintenance or service issues in a reliable, prompt, helpful and professional manner.		1	2	3	4	5
20d	Maintains the following public improvements to a high standard:		Excellent	Above Average	Average	Below Average	No Opinion
	Buildings		1	2	3	4	5
20e	Parks and Playground equipment		1	2	3	4	5
20f	Pools		1	2	3	4	5
20g	Playing Fields		1	2	3	4	5
20h	Overall effectiveness of the department in offering programs and/or services that meet the needs of you or your family.		1	2	3	4	5
20i	Provides programs and services that are professional and of a high quality nature.		1	2	3	4	5
20j	Employees assist citizens in a prompt, helpful and professional manner.		1	2	3	4	5
20k	Employees exhibit expertise and professionalism in conducting their job.		1	2	3	4	5
21	Have you or a member of your family used the programs or services offered by the Parks, Recreation, and Facilities Department in the past year?		Yes	No			

BELLAIRE SENIOR SERVICES (BLIFE)							
22	Do you or anyone in your household participate in City of Bellaire Senior Activities (BLIFE)?	Yes (Go to Next Question)	No (Skip to Question 27)				
23	How often do you or someone in your household participate in BLIFE Activities	More than 3 times per month	2 to 3 times per month	About once per month	Less than once per month	Not Sure	
24	Please rate your level of interest relative to the following BLIFE activities	Strong interest	Somewhat interested	Average Interest	Very Little Interest	Not Interested	No Opinion
24a	Fitness activities (yoga, dance, exercise)	1	2	3	4	5	6
24b	Special events (neighborhood block parties, holiday parties, etc.)	1	2	3	4	5	6
24c	Leisure activities (cards, games, movies)	1	2	3	4	5	6
24d	Art classes	1	2	3	4	5	6
24e	Sports	1	2	3	4	5	6
24f	Social gatherings and meals	1	2	3	4	5	6
24g	Language classes	1	2	3	4	5	6
24h	Aquatics	1	2	3	4	5	6
24i	Special interests (gardening, writing, book club, etc.)	1	2	3	4	5	6
24j	Presentations and lectures	1	2	3	4	5	6
24k	Computer classes	1	2	3	4	5	6
24l	Trips, tours, & excursions	1	2	3	4	5	6
25	Please rate the following ways to notify you about BLIFE activities	Excellent	Above Average	Average	Below Average	Very Poor	No Opinion
26a	email	1	2	3	4	5	6
26b	website	1	2	3	4	5	6
26c	news letters / flyers	1	2	3	4	5	6
26d	posters	1	2	3	4	5	6
26e	recreation guides	1	2	3	4	5	6
26f	word of mouth	1	2	3	4	5	6
26	Please rate the following times of day for providing BLIFE activities:	Excellent	Above Average	Average	Below Average	Very Poor	No Opinion
27a	Weekday morning	1	2	3	4	5	6
27b	Weekday afternoon	1	2	3	4	5	6
27c	Weekday evenings	1	2	3	4	5	6
27d	Weekend morning	1	2	3	4	5	6
27e	Weekend afternoons	1	2	3	4	5	6
27f	Weekend Evenings	1	2	3	4	5	6
27	What best describes your overall support for providing Senior Services through BLIFE?	Strongly Support	Somewhat Support	Undecided/ No Opinion	Somewhat Oppose	Strongly Oppose	

PUBLIC SAFETY

28	Have you or a member of your family required the services of the Bellaire police, fire department, or emergency medical services (EMS) in the last 2 years?	Yes	No				
29	During the past 12 months, were you or anyone in your household the victim of any crime within the City of Bellaire?	Yes (Go to Next Question)	No (Skip Next Question)				
29a	If yes, was this crime(s) reported to the police?	Yes	No				
30	Please rate the following items regarding your impressions of Public Safety Departments in the City of Bellaire						
	Overall effectiveness in promoting the health and safety of Bellaire citizens and safeguarding their property.	Excellent	Above Average	Average	Below Average	Very Poor	No Opinion
30a	Police	1	2	3	4	5	6
30b	Fire Department	1	2	3	4	5	6
30c	EMS	1	2	3	4	5	6
	Prompt response to citizen calls for help in a professional and timely manner.	Excellent	Above Average	Average	Below Average	Very Poor	No Opinion
30d	Police	1	2	3	4	5	6
30e	Fire Department	1	2	3	4	5	6
30f	EMS	1	2	3	4	5	6
	Shows good judgment in how they respond to citizen calls for assistance.	Excellent	Above Average	Average	Below Average	Very Poor	No Opinion
30g	Police	1	2	3	4	5	6
30h	Fire Department	1	2	3	4	5	6
30i	EMS	1	2	3	4	5	6
	Has the expertise and training to conduct their job properly.	Excellent	Above Average	Average	Below Average	Very Poor	No Opinion
30j	Police	1	2	3	4	5	6
30k	Fire Department	1	2	3	4	5	6
30l	EMS	1	2	3	4	5	6
31	Please rate how safe or unsafe you feel from the following in Bellaire:	Very safe	Somewhat safe	Neither safe nor unsafe	Somewhat unsafe	Very unsafe	No Opinion
31a	Violent crime (e.g., rape, assault, robbery)	1	2	3	4	5	6
31b	Property crimes (e.g., burglary, theft)	1	2	3	4	5	6
31c	Environmental hazards, including toxic waste	1	2	3	4	5	6
31d	In your neighborhood during the day	1	2	3	4	5	6
31e	In your neighborhood after dark	1	2	3	4	5	6
31f	In Bellaire's downtown area during the day	1	2	3	4	5	6
31g	In Bellaire's downtown area after dark	1	2	3	4	5	6
31h	In City parks or on jogging trails/sidewalks during the day	1	2	3	4	5	6
31i	In City parks or on jogging trails/sidewalks at night	1	2	3	4	5	6
32	Have you had any in-person, phone or email contact with an employee of the City of Bellaire Police Department over the last year?	Yes (Go to Next Question)	No (Skip Next Question)				
	If so, how would you rate your most recent contact for the following:	Excellent	Above Average	Average	Below Average	Very Poor	No Opinion
32a	Knowledge	1	2	3	4	5	6
32b	Responsiveness	1	2	3	4	5	6
32c	Courtesy	1	2	3	4	5	6
32d	Overall impression	1	2	3	4	5	6

33 Have you had any in-person, phone or email contact with an employee of the City of Bellaire Fire Department/EMS over the last year?

Yes
(Go to Next Question)

No
(Skip Next Question)

If so, how would you rate your most recent contact for the following:

		Excellent	Above Average	Average	Below Average	Very Poor	No Opinion
33a	Knowledge	1	2	3	4	5	6
33b	Responsiveness	1	2	3	4	5	6
33c	Courtesy	1	2	3	4	5	6
33d	Overall impression	1	2	3	4	5	6

DEMOGRAPHICS

34	Age	18 - 29	30-45	46 - 60	61 - 70	71 and over	No response
35	Education	No High school degree	High school or GED	some college	college degree	graduate degree or beyond	No response
36	Sex	Male	Female	No response			
37	Race/Ethnicity (select all that apply)	American Indian or Alaskan Native	Asian Indian or Pacific Islander	Black or African American	Spanish, Hispanic or Latino	White	Other/ No Response
38	Do any children 17 or under live in your household?	Yes	No	No response			
39	Are you or any other members of your household aged 65 or older?	Yes	No	No response			
40	What is your current employment status?	Working full time for pay	Working part time for pay	Unemployed, looking for paid work	Unemployed, not looking for paid work	Fully retired	No response
41	How much do you anticipate your household's total income before taxes will be for the current year?	Less than \$35,000	\$35,000 to \$74,999	\$75,000 to \$124,999	\$125,000 to \$199,999	\$200,000 or more	No response
42	How many years have you lived in Bellaire?	Less than 2 years	2-5 years	6-10 years	11-20 years	More than 20 years	No response
43	Do you currently own or rent where you currently live?	Own	Rent	No response			
44	Which best describes the building you currently live in?	One Family house detached from any other houses	House attached to one or more houses (e.g., a duplex or townhome)	Building with two or more apartments or condominiums	Other	No response	
44	Please verify your Solid Waste Service Area as shown in the map.	A	B	C	D	E	No response
45	Please let us know any additional thoughts you may have regarding City-provided services and/or living in Bellaire	(Open Ended Response)					



CITY OF BELLAIRE TEXAS

MAYOR AND COUNCIL

JULY 10, 2017

Council Chamber

Regular Session

7:00 PM

7008 S. RICE AVENUE
BELLAIRE, TX 77401

REGULAR SESSION - 7:00 P.M.

A. Call to Order - Andrew S. Friedberg, Mayor.

Andrew S. Friedberg, Mayor, called the Regular Session of the City Council of the City of Bellaire, Texas, to order at 7:00 p.m. on Monday, July 10, 2017. The Regular Session was held in the Council Chamber, First Floor of City Hall, 7008 South Rice Avenue, Bellaire, Texas 77401-4411.

B. Announcement of a Quorum - Andrew S. Friedberg, Mayor.

Mayor Friedberg announced that a quorum of the members of the City Council was present as set forth in the table below:

Name	Title	Status
Andrew S. Friedberg	Mayor	Present
Roman F. Reed	Mayor Pro Tem	Present
Trisha S. Pollard	Council Member	Present
Gus E. Pappas	Council Member	Absent
Pat B. McLaughlan	Council Member	Present
Michael Fife	Council Member	Present
David R. Montague	Council Member	Present

Other officials present were Paul A. Hofmann, City Manager; Alan P. Petrov, City Attorney; and Tracy L. Dutton, City Clerk.

C. Inspirational Reading and/or Invocation - David R. Montague, Council Member.

David R. Montague, Council Member, provided the inspirational reading for the evening.

D. Pledges to the Flags - David R. Montague, Council Member.

Council Member Montague led the members of the City Council and audience in the U.S. Pledge of Allegiance and the Pledge to the Texas Flag.

E. Personal/Audience Comments.

Mayor Friedberg provided an overview of the City Council's rules related to the Personal/Audience Comments section of the agenda.

Mitchell Pilot:

Minutes Acceptance: Minutes of Jul 10, 2017 7:00 PM (Adoption of Minutes:)

Dr. Pilot addressed City Council regarding Bellaire Town Center located across the street from his home in the 5100 block of Linden Street. He indicated that he recently learned that Shears Companies was planning to redevelop Bellaire Town Center to include a two-story 221-car parking garage with entry and exit through a new driveway and curb cut on Linden Street in front of residential homes.

Dr. Pilot emphasized that he was not contesting the redevelopment or the garage, only the new driveway and curb cut and how it was approved. According to Dr. Pilot, the project was approved behind closed doors without public review. He indicated that the Planning and Zoning Commission was not notified or involved; nor was a public hearing called or legal notice sent to residents located within 500 feet of the site as was normally required for a development with traffic impact on adjacent residential zoning districts.

Dr. Pilot stated that the project was handled as an amending plat under the as of right process and provided definitions for both processes. Although the City created and adopted a Corridor Mixed Use zoning district that allowed for a parking garage and greater building height for the development in 2009, the regulations did not state that commercial traffic could be taken onto a residential street, in Dr. Pilot's opinion.

Dr. Pilot stated further that the development was not minor, in his opinion, and implored City Council to close the legal loophole of a bypass of public notification of a major redevelopment.

In closing, Dr. Pilot referenced a petition that was submitted by the residents of the 5100 block of Linden Street to the former Director of Development Services, the City Manager, and Mayor, opposing the driveway and curb cut into Linden Street. Dr. Pilot asked that the petition become part of the written record of the City Council Regular Session.

Lynn McBee:

Ms. McBee addressed City Council and stated that she became aware of the petition process and the Shears Companies redevelopment inadvertently.

Ms. McBee referenced several definitions within the City's Comprehensive Plan and noted that over the last decade, Bellaire had adopted a new Comprehensive Plan and reissued zoning changes to numerous zoning districts. Numerous public hearings were held over such changes.

Ms. McBee viewed the City's current process as an ambitious drive to revitalize or redevelop the City Center and other commercial areas in the City to generate a new look and a new tax base.

Ms. McBee advised that in 2000, the Shears Companies appeared before the Planning and Zoning Commission regarding a replat for their development and received a decision from the Planning and Zoning Commission that would have protected Linden Street from curb cuts and driveways by imposing a condition for a non-access easement along Linden Street. That decision resulted in a withdrawal of the replat application by the Shears Companies. In 2017, the second amended replat was a new version on the same site under a newly rezoned district

{Ms. McBee's allotted speaker time ended at this point in the meeting}

F. Reports and Presentations:

1. City Manager's Report regarding communication, field and personnel updates, calendar reminders, and notes of appreciation - Submitted by Paul A. Hofmann, City Manager.

Paul A. Hofmann, City Manager, presented the City Manager's Report dated July 10, 2017, to members of the City Council.

At the completion of the City Manager's Report, **Mayor Friedberg** opened the floor for questions from the City Council. Following questions, Mayor Friedberg announced that the City Manager's Report was concluded and continued to the next report on the agenda.

2. Monthly Financial Report for the Period Ending May 31, 2017 - Submitted by Terrence Beaman, Chief Financial Officer.

Terrence Beaman, Chief Financial Officer, presented the Monthly Financial Report for the City of Bellaire, Texas, for the period ended May 31, 2017, to members of the City Council.

At the end of Chief Financial Officer Beaman's presentation, **Mayor Friedberg** opened the floor for questions from City Council. Following questions, Mayor Friedberg announced that the Monthly Financial Report was concluded and continued to the next item of business on the agenda.

G. New Business:**1. Consent Agenda:****a. Adoption of Minutes:**

Consideration of and possible action on the adoption of the minutes of the Regular Session of the City Council of the City of Bellaire, Texas, held on Monday, May 15, 2017 - Submitted by Tracy L. Dutton, City Clerk.

Mayor and Council - Regular Session - May 15, 2017 5:30 PM

b. Disaster Preparedness/Emergency Response and Debris Management/Collection Contracts:

- i. Consideration of and possible action on the adoption of an ordinance of the City Council of the City of Bellaire, Texas, authorizing the Mayor of the City of Bellaire, Texas, to execute, for and on behalf of the City of Bellaire, Texas, a Cooperative Purchasing Agreement with Tetra Tech, Inc., for the purchase of disaster debris monitoring services associated with disaster preparedness and emergency response and recovery for a term commencing on July 10, 2017, and ending on August 10, 2020, with an option to extend upon written approval of both parties - Submitted by Michael Leech, Director of Public Works.

- ii. Consideration of and possible action on the adoption of an ordinance of the City Council of the City of Bellaire, Texas, authorizing the Mayor of the City of Bellaire, Texas, to execute, for and on behalf of the City of Bellaire, Texas, a Cooperative Purchasing Professional Services Agreement with Thompson Engineering, Inc., for the purchase of debris monitoring services associated with disaster preparedness and emergency response and recovery - Submitted by Michael Leech, Director of Public Works.
- iii. Consideration of and possible action on the adoption of an ordinance of the City Council of the City of Bellaire, Texas, authorizing the Mayor of the City of Bellaire, Texas, to execute, for and on behalf of the City of Bellaire, Texas, an Agreement for Supplemental Disaster Debris Collection and Removal with TFR Enterprises, Inc., for the purchase of emergency services for debris clearing, removal and disposal, and operation of temporary debris staging reduction sites associated with disaster preparedness and emergency response and recovery - Submitted by Michael Leech, Director of Public Works.
- iv. Consideration of and possible action on the adoption of an ordinance of the City Council of the City of Bellaire, Texas, authorizing the Mayor of the City of Bellaire, Texas, to execute, for and on behalf of the City of Bellaire, Texas, a Cooperative Purchase Agreement with DRC Emergency Services, LLC, for the purchase of services for debris clearing, removal and disposal, and operation of temporary debris staging reduction sites associated with disaster preparedness and emergency response and recovery - Submitted by Michael Leech, Director of Public Works.

Mayor Friedberg read the captions of the five items listed on the Consent Agenda and asked if any member of City Council wished to remove any item for separate consideration. Noting none, Mayor Friedberg called for a motion to adopt the consent agenda.

Motion:

To adopt the Consent Agenda dated July 10, 2017.

{Moved by Trisha S. Pollard, Council Member, and seconded by David R. Montague, Council Member}

RESULT:	ADOPTED [UNANIMOUS]
MOVER:	Trisha S. Pollard, Council Member
SECONDER:	David R. Montague, Council Member
AYES:	Friedberg, Reed, Pollard, McLaughlan, Fife, Montague
ABSENT:	Pappas

2. Adoption of Ordinance:

Consideration of and possible action on the adoption of an ordinance of the City Council of the City of Bellaire, Texas, amending Chapter 27, Streets, Sidewalks and Public Places, Article V, Public Parks, Section 27-96, Laurel Street Open Space Policy, of the Code of Ordinances of the City of Bellaire, Texas, for the purpose of adding additional decking and shade structures to the Bellaire Town Square Family Aquatic Center - Submitted by Cheryl Bright, Assistant Director of Parks, Recreation and Facilities.

Cheryl Bright, Assistant Director of Parks, Recreation, and Facilities, provided an overview of the agenda item to members of the City Council, noting that the Parks, Recreation, and Facilities Department had been working on a capital improvement project to increase the decking and shade structures within the area of the Bellaire Town Square Family Aquatic Center. She indicated that the purpose of the additions were to add additional decking and shade to enhance the experience of the pool patrons, not to increase the capacity of the pool itself. The plan included the addition of decking on the north side of the pool area (the Loftin Park side); the addition of shade structures behind the waterfall and on the north side of the pool area; the addition of a gate on the south side of the fence near the tennis court; the extension of fencing into Bellaire Zindler Park on the south side (near the diving well); and the addition of a storage area in the front of the building that would complement the facade of the building to allow for better ventilation for the chemical rooms, as well as an area to store trash bins and lap lane and pool covers).

To complete the project, Assistant Director Bright advised that it was necessary to request an amendment to the Laurel Street Open Space Policy to allow for the installation of permanent decking and a shade structure on the north side of the pool facility within the confines of the existing fence. Assistant Director Bright indicated that the ordinance allowing for the amendment had been reviewed and approved by the City Attorney and was presented to the Parks and Recreation Advisory Board ("PRAB") and approved by the PRAB in May.

Mayor Friedberg called for a motion to adopt the ordinance as presented amending Section 27-96 of the Code of Ordinances for the purpose of adding additional decking and shade structures to the Bellaire Town Square Family Aquatic Center.

Motion:

To adopt the ordinance as presented amending Section 27-96 of the Code of Ordinances for the purpose of adding additional decking and shade structures to the Bellaire Town Square Family Aquatic Center.

{Moved by Pat B. McLaughlan, Council Member, and seconded by Michael Fife, Council Member}

RESULT:	ADOPTED [UNANIMOUS]
MOVER:	Pat B. McLaughlan, Council Member
SECONDER:	Michael Fife, Council Member
AYES:	Friedberg, Reed, Pollard, McLaughlan, Fife, Montague
ABSENT:	Pappas

3. Items for Individual Consideration:

- a. Consideration of and possible action directing staff to proceed with preparation for and the acceptance of a Preliminary Official Statement and timetable for the sale of \$11,580,000 in General Obligation Bonds, Series 2017A - Submitted by Terrence Beaman, Chief Financial Officer.

Terrence Beaman, Chief Financial Officer ("CFO"), requested approval

from the City Council for staff to proceed with the sale of General Obligation Bonds, Series 2017A. CFO Beaman indicated that the sale, if approved, represented the second sale of bonds that were approved by the Bellaire residents in November of 2016, known as the "Bonds for Better Bellaire 2016" program.

Other than an acceleration of \$1 million for the new construction of sidewalks, CFO Beaman advised that the plan before City Council for approval was consistent with the plan presented when the bond referendum was approved by Bellaire residents. Reference was made to a timetable, as well as a Preliminary Official Statement, prepared for the bond sale.

CFO Beaman indicated that the City's financial advisors, Jim and James Gilley, were present and available to answer any questions.

Mayor Friedberg entertained a motion to direct staff to proceed with the preparation for and acceptance of a Preliminary Official Statement and timetable for the sale of \$11,580,000 in General Obligation Bonds, Series 2017A.

Motion:

To direct staff to proceed with the preparation for and acceptance of a Preliminary Official Statement and timetable for the sale of \$11,580,000 in General Obligation Bonds, Series 2017A.

{Moved by David R. Montague, Council Member, and seconded by Trisha S. Pollard, Council Member}

Mayor Friedberg opened the floor for questions from the City Council. Following questions, Mayor Friedberg called for action on the motion.

RESULT:	ADOPTED [UNANIMOUS]
MOVER:	David R. Montague, Council Member
SECONDER:	Trisha S. Pollard, Council Member
AYES:	Friedberg, Reed, Pollard, McLaughlan, Fife, Montague
ABSENT:	Pappas

- b. Consideration of and possible action on the adoption of revised City Council Priorities for the City of Bellaire, Texas - Submitted by Paul A. Hofmann, City Manager, on behalf of the City Council.

Mayor Friedberg introduced the agenda item before City Council by referencing City Council's facilitated discussion of the priorities document at a pre-budget planning retreat held on May 4, 2017. The result of that discussion was the set of revisions included in the agenda packet which attempted to capture the consensus of City Council as expressed that day. The document remained open to any further revision(s) by City Council this evening.

Before getting into further revisions, Mayor Friedberg called for a motion to adopt the revised City Council Priorities as presented.

Motion:

To adopt the revised City Council Priorities as presented.

{Moved by Roman F. Reed, Mayor Pro Tem, and seconded by Michael Fife, Council Member}

Mayor Friedberg referred to the third bullet point under Section B. He noted that the phrase "approve and build municipal buildings" had been struck. City Manager Hofmann had suggested restoring that bullet point with language to include a new public works facility and library, which was a point well taken.

Amendment No. 1:

To restore the third bullet point under Section B with the phrase "Continue to plan for new public works and library buildings."

{Moved by Roman F. Reed, Mayor Pro Tem, and seconded by Michael Fife, Council Member}

RESULT:	ADOPTED [UNANIMOUS]
MOVER:	Roman F. Reed, Mayor Pro Tem
SECONDER:	Michael Fife, Council Member
AYES:	Friedberg, Reed, Pollard, McLaughlan, Fife, Montague
NAYS:	None
ABSENT:	Pappas

Mayor Friedberg referred to another suggestion from City Manager Hofmann that the priority statement under the new Section C, Budget and Finance Focus Area, regarding the City's bond rating, be reflective of all that was involved in the bond rating by removing the phrase "by protecting City's asset value."

Amendment No. 2:

To revise the priority statement related to the City's bond rating to read as follows: "Proactively protect city's AAA bond rating."

Mayor Friedberg inquired as to whether there was any objection to the amendment (no. 2). Noting no objection, Mayor Friedberg advised that the amendment was **adopted by general consent**.

Mayor Friedberg continued to the final bullet point under Section A and offered an amendment that would strike as redundant the phrase "including sidewalks," such that it would read: "Develop a comprehensive community pathways plan, with public input."

Amendment No. 3:

To strike the phrase "including sidewalks," in the last bullet point under Section A, such that it would read as follows: "Develop a

comprehensive community pathways plan, with public input."

{Moved by Andrew S. Friedberg, Mayor, and seconded by David R. Montague, Council Member}

Mayor Friedberg opened the floor for discussion regarding the amendment. Following discussion, action was taken on the amendment.

RESULT:	FAILED [1 TO 5]
MOVER:	Andrew S. Friedberg, Mayor
SECONDER:	David R. Montague, Council Member
AYES:	Friedberg
NAYS:	Reed, Pollard, McLaughlan, Fife, Montague
ABSENT:	Pappas

Discussion ensued among members of City Council regarding the Commercial Redevelopment Focus Area. Following discussion, **Mayor Friedberg** called for action on the motion, as amended.

RESULT:	ADOPTED, AS AMENDED [UNANIMOUS]
MOVER:	Roman F. Reed, Mayor Pro Tem
SECONDER:	Michael Fife, Council Member
AYES:	Friedberg, Reed, Pollard, McLaughlan, Fife, Montague
NAYS:	None
ABSENT:	Pappas

H. Community Interest Items from the Mayor and City Council.

Community interest items from the Mayor and City Council included expressions of thanks and congratulations on the City's successful Fourth of July event; expressions of thanks to the Patrons for Bellaire Parks for their sponsorship of the Friday night concerts in the park; expressions of thanks to the Bellaire Parks, Recreation, and Facilities Department for the landscaping enhancements made in public areas throughout the City; expressions of congratulations to Lieutenant Davis Farquhar of the Bellaire Fire Department and Officer Chase Liccketto of the Bellaire Police Department on their recognition for commendable and heroic civic service by the Bellaire Optimist Club; and a reminder that the BBA would be celebrating an anniversary milestone at Reginelli's later in the week.

I. Adjourn.

Mayor Friedberg announced that the Regular Session of the City Council of the City of Bellaire, Texas, was adjourned at 8:53 p.m. on Monday, July 10, 2017.



BELLAIRE HIGH SCHOOL SOFTBALL BOOSTERS

July 24, 2017

The Honorable Andrew S. Friedberg, Mayor of Bellaire and Members of the Bellaire City Council
Care of the City of Bellaire
7008 Rice Ave.
Bellaire, TX 77401

Dear Mayor Friedberg and Members of the Bellaire City Council,

Bellaire High School Softball Boosters are hoping to host the 15th Annual BBQ Fundraiser for the dates August 31, 2017-September 2, 2017 in the parking lot of Feld Park. For years, our organization has averaged the sale of 400-500 briskets to many supporters of Bellaire High School softball, with the support of the City of Bellaire. Many of our boosters, both past and present, have been involved in supporting the City of Bellaire programs and also other organizations working with the community of Bellaire. We hope to continue to work closely with the City of Bellaire as we work as volunteers supporting this high school program.

In order for this event to take place, we are respectfully asking the Mayor and members of the Bellaire City Council for permission to extend the curfew in Feld Park over the nights of August 31, 2017 - September 2, 2017. With respect, we request a temporary suspension of the curfew ordinance for this event for the aforementioned days to allow our volunteers to stay overnight as they monitor the cooking process.

Thank you for your support and consideration.

Respectfully submitted,

A handwritten signature in blue ink that reads "Stephen A. Cooney". The signature is fluid and cursive, with a large loop at the end.

Stephen A. Cooney
Vice President
Bellaire High School Softball Boosters
Work – 713-986-7214
Home – 832-647-3713



ORDINANCE NO. 17-_____

AN ORDINANCE OF THE CITY COUNCIL OF THE CITY OF BELLAIRE, TEXAS, TEMPORARILY SUSPENDING THE APPLICATION OF CHAPTER 27, STREETS, SIDEWALKS AND PUBLIC PLACES, SECTION 27-95, CURFEW IMPOSED, OF THE CODE OF ORDINANCES OF THE CITY OF BELLAIRE, TEXAS, FOR THE PURPOSE OF ALLOWING THE BELLAIRE HIGH SCHOOL SOFTBALL BOOSTERS TO HOST THEIR 15th ANNUAL BBQ FUNDRAISER IN THE PARKING LOT OF FELD PARK, 6406 AVENUE B, BELLAIRE, TEXAS, FROM THURSDAY, AUGUST 31, 2017, THROUGH SATURDAY, SEPTEMBER 2, 2017, SAID SUSPENSION TO COMMENCE AT 11:00 P.M. AND TERMINATE AT 5:00 A.M. ON THE EVENINGS AND/OR EARLY MORNINGS OF THURSDAY, AUGUST 31, 2017, FRIDAY, SEPTEMBER 1, 2017, AND SATURDAY, SEPTEMBER 2, 2017.

WHEREAS, the Bellaire High School Softball Boosters desire to host their 15th Annual BBQ Fundraiser in the parking lot of Feld Park, 6404 Avenue B, Bellaire, Texas, from Thursday, August 31, 2017, through Saturday, September 2, 2017; and

WHEREAS, in order for the Bellaire High School Softball Boosters to host their Annual BBQ Fundraiser, the Bellaire High School Softball Boosters have requested, by letter dated July 24, 2017, permission from the Bellaire City Council to suspend the curfew in Feld Park, said suspension to commence at 11:00 p.m. and terminate at 5:00 a.m. on the evenings and/or early mornings of Thursday, August 31, 2017, Friday, September 1, 2017, and Saturday, September 2, 2017; **NOW, THEREFORE**,

BE IT ORDAINED BY THE CITY COUNCIL OF THE CITY OF BELLAIRE, TEXAS:

- 1. THAT** the recitals set forth above are true and correct.
- 2. THAT** Chapter 27, Streets, Sidewalks and Public Places, Section 27-95, Curfew Imposed, of the Code of Ordinances of the City of Bellaire, Texas, is hereby temporarily suspended commencing at 11:00 p.m. and terminating at 5:00 a.m. on the evenings and/or early mornings of Thursday, August 31, 2017, Friday, September 1, 2017, and Saturday, September 2, 2017.

3. THAT said temporary suspension shall only apply to the request from the Bellaire High School Softball Boosters for their 15th Annual BBQ Fundraiser commencing at 11:00 p.m. and terminating at 5:00 a.m. on the evenings and/or early mornings of Thursday, August 31, 2017, Friday, September 1, 2017, and Saturday, September 2, 2017, in Feld Park, 6406 Avenue B, Bellaire, Texas, and said suspension shall not apply to any other person or activity.

4. THAT said suspension of *Chapter 27, Streets, Sidewalks and Public Places, Section 27-95, Curfew Imposed*, of the *Code of Ordinances of the City of Bellaire, Texas*, shall terminate at 5:00 a.m. on Saturday, September 2, 2017, at which time said section of the *Code of Ordinances of the City of Bellaire, Texas*, shall be fully reinstated as if never suspended.

5. THAT this Ordinance shall be effective immediately upon its passage and adoption.

PASSED, APPROVED, and ADOPTED this 7th day of August, 2017.

(SEAL)

ATTEST:

Tracy L. Dutton, TRMC
City Clerk

SIGNED:

Andrew S. Friedberg
Mayor

APPROVED AS TO FORM:

Alan P. Petrov
City Attorney



ORDINANCE NO. 17-__

AN ORDINANCE AUTHORIZING THE MAYOR AND THE CITY CLERK OF THE CITY OF BELLAIRE, TEXAS, TO EXECUTE AND ATTEST, RESPECTIVELY, A CONTRACT A AND AGREEMENT FOR COMMUNITY PATHWAYS PLAN WITH HR GREEN DEVELOPMENT, LLC, IN A FORM AS ATTACHED HERETO AND MARKED EXHIBIT "A," IN AN AMOUNT OF \$75,000.

BE IT ORDAINED BY THE CITY COUNCIL OF THE CITY OF BELLAIRE, TEXAS:

That the Mayor and the City Clerk of the City of Bellaire, Texas, are each hereby authorized to execute and attest to, respectively, for and on behalf of the City of Bellaire, Texas, a Contract and Agreement for Professional Planning Services with HR Green Development, LLC, in a form as attached hereto and marked Exhibit "A" in an amount of \$75,000.

PASSED and APPROVED this 7th day of August, 2017.

(SEAL)

ATTEST:

Tracy L. Dutton, TRMC
City Clerk

SIGNED:

Andrew S. Friedberg
Mayor

APPROVED AS TO FORM:

Alan P. Petrov
City Attorney



EXHIBIT A

CONTRACT AND AGREEMENT PROFESSIONAL PLANNING SERVICES

CONTRACT AND AGREEMENT FOR PROFESSIONAL PLANNING SERVICES

HR GREEN DEVELOPMENT, LLC

This Agreement is made and entered into by and between the **CITY OF BELLAIRE, TEXAS**, hereinafter referred to as "**BELLAIRE**," and the undersigned, **HR GREEN DEVELOPMENT, LLC**, hereinafter referred to as "**CONTRACTOR**," a corporation authorized to conduct business in the State of Texas.

I.

BELLAIRE desires to enter into an Agreement with **CONTRACTOR** in order that **CONTRACTOR** may render professional planning services and any other necessary services as specified in the proposal as attached hereto and marked "Exhibit 1"; and **CONTRACTOR** has agreed to perform said services for the consideration set out in "Exhibit 1" attached hereto. **CONTRACTOR** has represented and does represent that, by signature and execution of this Agreement, the professional planning services and other services to be purchased by **BELLAIRE** can be reasonably rendered in a competent and professional manner.

II.

CONTRACTOR agrees to render said services for the consideration set out in "Exhibit 1" attached; and **BELLAIRE** agrees to pay, within 30 days of the receipt and acceptance of monthly itemized invoices, the consideration as therein set out.

III.

It is specifically understood and agreed that **BELLAIRE** may, at any time, cancel this Contract and Agreement; and in the event of such cancellation, **ENGINEER** shall only have a claim against **BELLAIRE** in quantum meruit for services actually rendered or costs actually incurred for and on behalf of **BELLAIRE** and have no claim for any other reason whatsoever.

IV.

In the event of dispute or disagreement as to the provisions, purpose, or intent of any of the terms and provisions of this Contract and Agreement or any exhibit attached hereto, the City Manager of **BELLAIRE** shall provide an interpretation of this Agreement and shall inform **CONTRACTOR**, by letter, of such interpretation, which shall form a part of this Agreement, and which interpretation shall become final and binding upon the signatories hereto, subject to the right of **CONTRACTOR** to appeal any decision made by the City Manager to the City Council of **BELLAIRE**. In the event of appeal of **CONTRACTOR**, the City Council of **BELLAIRE** shall, upon consideration of all facts and evidence that may be brought before it, and in consideration of all other factors or matters that may also be properly brought before it, render an interpretation which shall be binding upon all parties hereto.

V.

In the event of any conflicts or provisions contained in "Exhibit 1" attached hereto which differ from the terms and provisions of this Contract and Agreement for Professional Planning Services, "Exhibit 1" being incorporated herein for all purposes, the terms and provisions of "Exhibit 1" shall be deemed to be controlling and shall supersede the terms and provisions of this Agreement.

VI.

Upon termination of services to be rendered and delivery of any and all final work product thereof to **BELLAIRE** under the terms and provisions of this Agreement, **ENGINEER** shall receive final payment in an amount as shall be properly itemized and described, and the same shall be clearly identified as "Final Payment"; and receipt thereof and acceptance by **ENGINEER** and tendering of the same by **ENGINEER** for payment shall constitute a full and final release of any and all liability which may be claimed by **ENGINEER** against **BELLAIRE**. Said release shall be full and final even though the same may not be reflected verbatim on the face of the check or draft accepted, endorsed, and tendered for payment.

This Contract and Agreement is entered into and executed this, the ____ day of August, 2017.

HR GREEN DEVELOPMENT, LLC

By: _____

Printed Name: _____

ATTEST:

Witness

Andrew S. Friedberg, Mayor
City of Bellaire, Texas

ATTEST:

Tracy Dutton, TRMC, City Clerk
City of Bellaire, Texas



EXHIBIT 1

Proposal for Professional Planning Services FY 2017



DEVELOPMENT

▷ 11011 Richmond Avenue | Suite 200 | Houston, TX 77042
Main 713.965.9996 + Fax 713.965.0044 + TBPE Firm F-11278

▷ HRGREEN.COM

July 26, 2017

Mr. Michael Leech
Director of Public Works
City of Bellaire, TX
4440 Edith Street
Bellaire, TX 77401-4495

**Re: Proposal for Professional Services for the Community Pathways Plan
City of Bellaire, TX**

Dear Mr. Leech,

HR Green, Development LLC. (HR Green) is pleased to submit the following proposal to provide Professional Services for the Community Pathways Plan.

The City of Bellaire desires to create a Community Pathways Plan that identifies on and off street bicycle and pedestrian connections in the City. This will help to create safe and more convenient access between activity nodes and destinations to ultimately achieve a more comprehensive, highly-utilized and connected pathway system. This Community Pathways Plan project will include a data collection and analysis stage, followed by concept development and a report with implementation recommendations. Following the completion of this study, a design phase will be required to produce construction documents needed to bid and construct the highest priority bicycle and pedestrian projects with the Bonds for a Better Bellaire called Group D Phase III Sidewalks.

Scope of Services

HR Green agrees to perform the following services:

DATA COLLECTION AND ANALYSIS

HR GREEN will collect and analyze available data and other relevant information to evaluate the study area's existing conditions. HR GREEN will complete the following tasks:

- Visit and tour the Study Area to observe and inventory the existing conditions to be compiled in the Community Pathways Plan report.
- Review available GIS information, infrastructure data, Comprehensive Plan, Parks Master Plan, Houston-Galveston Area Council (H-GAC) plans, and identified sidewalks in the bond program.
- Perform walk and bicycle audits along high pedestrian and bicycle traffic areas based on deficiencies and gaps resulting from our review of existing information.
- Perform gap analysis to determine what barriers impede connectivity.

Deliverables – Data Collection and Analysis

- Collect data, assemble and review all pertinent information.
- Two (2) site visits – tour study area and inventory existing conditions.
- One (1) Basemap and Aerial Exhibit of the Study Area.

Attachment: _CIP Project Council Agenda_Combined Backup (2) (2346 : Professional Services for Community Pathways Plan)

PUBLIC INVOLVEMENT

HR GREEN will provide services to engage the public regarding the project. HR GREEN will conduct a series of meetings as described below:

- Contact local schools to estimate percentage of students who walk and bike to school and the routes taken (5 public schools, plus field locations).
- Solicit local bicycle or running groups for feedback.
- Conduct one (1) Public/Neighborhood meeting.
- Conduct one (1) Community Survey - Perform a survey through methods such as the trash bag delivery mailer, City Facebook page, City Parks & Recreation Facebook webpage, Bellaire Essentials quarterly magazine, Southwest News or Nextdoor app. HR GREEN will draft and coordinate the survey with the City staff. The survey will be limited to one page for ease in distribution and collection of data.
- HR GREEN will create a project website and coordinate with staff to link the City's website to this project information site. HR GREEN will create the content for the website and match the appearance to the CITY website. HR GREEN will post exhibits, links and text documents as needed.

Deliverables – Public Involvement and Project Coordination

- One (1) Survey/Questionnaire.
- One (1) Public/Neighborhood Meeting.
- One (1) Project Website.

PROJECT COORDINATION AND PARTNERSHIP

HR GREEN will provide services to complete Project Coordination and Partnership for the project as follows:

- Participate in conference calls and provide overall project coordination and communication throughout the project as needed.
- Meetings with City Staff – HR GREEN will attend up to three (3) CITY staff meetings. HR GREEN will work with the staff to communicate progress on the project and to receive input on exhibits, reports, and public involvement progress.
- City Meetings – HR GREEN will attend CITY meetings including One (1) Planning and Zoning Commission (P&ZC) Meeting and One (1) City Council Meeting. HR GREEN will provide the status of the project, present the plans, and receive input from the P&ZC and City Council.
- Up to four (4) agency coordination meetings (TxDOT, METRO, City of Houston) including coordination with TxDOT for facilities underneath Interstate 610 and TxDOT Planning representatives.

CONCEPT DEVELOPMENT AND COMMUNITY PATHWAYS PLAN REPORT

Based on the data collection, analysis and public input the HR GREEN will complete the Concept Development/Community Pathways Plan Report task. Guidelines will be produced by HR GREEN, which will include design and conceptual guidelines. The guidelines and policy produced will be used in the

future as a valuable resource by the CITY for future planning and implementation. The following items will be addressed at the Concept Development stage and within the Community Pathways Plan Report.

- General goals, objectives, policies and guidelines.
- Plan for connecting key nodes and features (parks, schools, etc.).
- Design criteria for types of bicycle and pedestrian mobility and connectivity.
- Optimal locations for trail and sidewalk improvements through a Community Pathways Plan Exhibit.
- Community Pathways Plan Report - summary document outlining the findings, guidelines and policies. The report will document the process and will provide goals necessary to carry out the vision of the Community Pathways Plan. Plans, exhibits, charts, illustrations, photos and text descriptions will be utilized to convey concepts and direction of the Community Pathways Plan.

Deliverables – Concept Development and Community Pathways Plan Report

- One (1) Community Pathways Plan Exhibit.
- One (1) Community Pathways Plan Report (draft).
- One (1) Community Pathways Plan Report (final).

Note: Five (5) hard copies of the Community Pathways Plan Report will be provided and a PDF digital file.

IMPLEMENTATION PROGRAM

HR GREEN will provide services to complete an Implementation Program including prioritization, phasing, potential funding strategies and preliminary cost estimates. HR GREEN will prioritize future improvements and will recommend action steps in the community pathways plan report as listed below.

- Identify and recommend segments to be implemented as part of the Bonds for a Better Bellaire Group D Phase III Sidewalks project.
- Identify criteria to prioritize the implementation of the unconstructed segments of the system.
- Estimate preliminary costs and provide a list of high priority corridors.
- Identify possible funding strategies.

Deliverables – Implementation Program

- One (1) Map with high priority projects identified.
- One (1) Table of bicycle and pedestrian facilities ranked by priority (low, medium, high) and with cost estimates and roadway sections associated with each facility.
- One (1) Conceptual Exhibit (mark-up of photos, Google Earth or Google Map Images but not 3D visual renderings) of before and after images of improvements at key locations.
- Digital and electronic data sets associated with the project including the Community Pathways Plan, shapefiles, tables, conceptual exhibit, feedback received from Public Meeting, etc.

REIMBURSABLE EXPENSES

Reimbursable expenses include expenses incurred by the HR GREEN in the interest of the Project. Reimbursable items under this proposal shall include mailings, deliveries, plots, copies, reports, and exhibits, mileage and travel costs. Any additional material costs not described above will not be



considered a reimbursable expense, unless reviewed with, and approved by, CITY.

LUMP SUM FEE

The Scope of Work contained in this Proposal will be completed on a Lump Sum basis.

ITEM	LABOR COST
Data Collection and Analysis	\$8,000.00
Public Involvement	\$10,400.00
Coordination and Partnership	\$14,800.00
Concept Development/Community Pathways Plan and Report	\$34,200.00
Implementation Program	\$7,000.00
Reimbursable Expenses	\$600.00
Sub Total:	\$75,000.00

Deliverables and Schedules Included in this Proposal

Deliverables provided above within the scope. Project is anticipated to be completed no later than April, 2018. Drafts of analysis and other exhibits to be completed prior to public or neighborhood meetings (projected November, 2017).

This schedule was prepared to include reasonable allowances for review and approval times required by the CITY. This schedule shall be equitably adjusted as the project progresses, allowing for changes in the scope of the project requested by the CITY or for delays or other causes beyond the control of HR GREEN.

Items not included in Proposal/Supplemental Services

The following items are not included as part of this proposal:

Revisions, changes to exhibits, and meetings above and beyond items listed in the above scope are not included in this proposal. Supplemental services not included in the proposal can be provided by HR GREEN under separate proposal or amendment, if desired. For additional meetings, time will be billed on a time and material basis. It is expressly understood that the Engineer shall not furnish any work or services not included in this proposal or supplemental services without a prior written authorization of the CITY containing a maximum authorized fee for the approved services and a required date of completion of services.

Services by Others

None

CITY Responsibilities



DEVELOPMENT

Mr. Leech
July 26, 2017

Provide project information and timely response and feedback to the HR GREEN.

Professional Services Fee

FEES

The fee for services will be based on HR GREEN standard hourly rates current at the time the proposal is signed, a copy of which is attached as **Attachment A**. These standard hourly rates are subject to change upon 30 days' written notice. Non salary expenses directly attributable to the project such as: (1) living and traveling expenses of employees when away from the home office on business connected with the project; (2) identifiable communication expenses; (3) identifiable reproduction costs applicable to the work; and (4) outside services will be charged in accordance with the rates current at the time the service is done, a copy of which is attached as **Attachment A**.

INVOICES

Invoices for HR GREEN's services shall be submitted, on a monthly basis. Invoices shall be due and payable upon receipt. If any invoice is not paid within 15 days, HR GREEN may, without waiving any claim or right against the CITY, and without liability whatsoever to the CITY, suspend or terminate the performance of services. The retainer shall be credited on the final invoice. Accounts unpaid 30 days after the invoice date may be subject to a monthly service charge of 1.5% (or the maximum legal rate) on the unpaid balance. In the event any portion of an account remains unpaid 60 days after the billing, HR GREEN may institute collection action and the CITY shall pay all costs of collection, including reasonable attorney's fees.

EXTRA SERVICES

Any service required but not included as part of this proposal shall be considered extra services. Extra services will be billed on a Time and Material basis with prior approval of the CITY.

EXCLUSION

This fee does not include attendance at any meetings or public hearings other than those specifically listed in the Scope of Services. These service items are considered extra and are billed separately on an hourly basis. No additional services will be performed or invoiced without prior authorization from the CITY.

Sincerely,

HR GREEN DEVELOPMENT, LLC

A handwritten signature in black ink, appearing to read 'Peter J. Huinker'.

Peter J. Huinker, PE, LEED AP

Director – Land Development

Attachment: _CIP Project Council Agenda_Combined Backup (2) (2346 : Professional Services for Community Pathways Plan)

Attachment A



HR GREEN DEVELOPMENT, LLC

Billing Rate Schedule
Effective January 1, 2017

Professional Services	Billing Rate Range
Principal	\$195- \$280
Senior Professional	\$165- \$250
Professional	\$110- \$180
Junior Professional	\$85- \$135
Senior Technician	\$95- \$130
Technician	\$45- \$115
Senior Field Personnel	\$100- \$165
Field Personnel	\$60- \$145
Junior Field Personnel	\$50- \$90
Administrative Coordinator	\$100-\$140
Administrative	\$55- \$115
Corporate Admin	\$70- \$120
Operators/Interns	\$30- \$100

Reimbursable Expenses

1. All materials and supplies used in the performance of work on this project will be billed at cost plus 10%.
2. Auto mileage will be charged per the standard mileage reimbursement rate established by the Internal Revenue Service. Survey and construction vehicle mileage will be charged on the basis of \$0.85 per mile or \$65.00 per day.
3. Charges for sub-consultants will be billed at their invoice cost plus 15%.
4. A rate of \$6.00 will be charged per HR Green labor hour for a technology and communication fee.
5. All other direct expenses will be invoiced at cost plus 10%.

ORDINANCE NO. _____

AN ORDINANCE AUTHORIZING THE ISSUANCE OF "CITY OF BELLAIRE, TEXAS, GENERAL OBLIGATION BONDS, SERIES 2017A"; SPECIFYING THE AMOUNT, TERMS AND FEATURES OF SAID BONDS; PLEDGING THE LEVY OF A CONTINUING ANNUAL AD VALOREM TAX UPON ALL TAXABLE PROPERTY WITHIN THE CITY FOR THE PAYMENT OF THE PRINCIPAL AND INTEREST ON SUCH BONDS; ENACTING PROVISIONS INCIDENT AND RELATED TO THE ISSUANCE, DELIVERY, PAYMENT OF, AND SECURITY FOR SUCH BONDS; APPROVING AND AUTHORIZING THE DISTRIBUTION OF AN OFFICIAL STATEMENT; AWARDING SALE OF SUCH BONDS AND AUTHORIZING AND APPROVING A PAYING AGENT/REGISTRAR AGREEMENT.

WHEREAS, the City of Bellaire, Texas (herein referred to as the "City") is a political subdivision and home-rule city located within Harris County and operating pursuant to the laws of the State of Texas and a charter approved by the voters in 1949 and last amended in 2006; and

WHEREAS, the City operates under the Council/Manager form of government and the City Council (hereinafter referred to as the "City Council" or the "Council") formulates the operating policy for the City with implementation of such policies and directives by the City Manager, as chief administrative officer; and

WHEREAS, the City Council has adopted a multi-year capital improvements program to be implemented over an approximate 10-year period to repair, replace or extend the City's street, sidewalk, and drainage facilities and to improve, repair, construct or replace the City's buildings and other municipal facilities (the "Rebuild Bellaire Project"); and

WHEREAS, the duly qualified registered voters of the City at an election held for and within the City on November 8, 2005, authorized the issuance of \$41,000,000 in bonds to finance street, sidewalk, and drainage facility improvements and \$9,000,000 in bonds to finance improvements to municipal buildings and facilities as part of the Rebuild Bellaire Project; and

WHEREAS, by Ordinance No. 06-047 dated June 19, 2006, the City Council of the City of Bellaire, Texas, previously issued \$5,000,000 in principal amount of general obligation bonds approved and authorized to be issued at the election held on November 8, 2005, being more specifically \$2,775,000 for street, sidewalk and drainage facility improvements and \$2,225,000 for improvements to the municipal buildings; and

WHEREAS, by Ordinance No. 07-052 dated September 10, 2007, the City Council of the City of Bellaire, Texas, previously issued \$5,000,000 in principal amount of general obligation bonds approved and authorized to be issued at the election held on November 8, 2005, being more specifically \$4,000,000 for street, sidewalk and drainage facility improvements and \$1,000,000 for improvements to the municipal buildings; and

WHEREAS, by Ordinance No. 09-031 dated June 1, 2009, the City Council of the City of Bellaire, Texas, previously issued \$7,000,000 in principal amount of general obligation bonds approved and authorized to be issued at the election held on November 8, 2005, being more

specifically \$2,785,000 for street, sidewalk and drainage facility improvements and \$4,215,000 for improvements to the municipal buildings; and

WHEREAS, by Ordinance No. 10-033 dated May 17, 2010, the City Council of the City of Bellaire, Texas, previously issued \$6,000,000 in principal amount of general obligation bonds approved and authorized to be issued at the election held on November 8, 2005, being more specifically \$6,000,000 for street, sidewalk and drainage facility improvements; and

WHEREAS, by Ordinance No. 11-063 dated August 15, 2011, the City Council of the City of Bellaire, Texas, previously issued \$6,500,000 in principal amount of general obligation bonds approved and authorized to be issued at the election held on November 8, 2005, being more specifically \$6,500,000 for street and drainage improvements; and

WHEREAS, by Ordinance No. 13-045 dated August 19, 2013, the City Council of the City of Bellaire, Texas previously issued \$6,000,000 in principal amount and an additional \$27,308.90 in premium, of general obligation bonds approved and authorized to be issued at the election held on November 8, 2005, being more specifically for \$6,000,000 for street, sidewalk and drainage facility improvements and improvements to municipal buildings and facilities; and

WHEREAS, the duly qualified registered voters of the City at an election held for and within the City on November 5, 2013 approved three (3) bond propositions including; (1) \$11 million in bonds for the reconstruction of certain municipal buildings; (2) \$5 million in bonds for improvements to Evelyn's Park ; and (3) \$500 thousand in bonds for improvements to the Nature Discovery Center; and

WHEREAS, by Ordinance No. 14-037 dated August 4, 2014, the City Council of the City of Bellaire, Texas previously issued \$10,425,000 in principal amount of general obligation bonds approved and authorized to be issued at the elections held on November 8, 2005 and November 5, 2013, being more specifically \$4,995,855.40 for street, sidewalk and drainage facility improvements and improvements, \$5,000,000 for Evelyn's Park improvements; and \$500,000 for Nature Discovery Center; and

WHEREAS, by the Ordinance dated August 17, 2015, the City Council of the City of Bellaire, Texas previously issued \$7,710,000 in principal amount and an additional \$200,000 in premium approved and authorized to be issued at the elections held on November 8, 2005; and

WHEREAS, the duly qualified registered voters of the City at an election held for and within the City on November 8, 2016 approved three (3) bond propositions including: (1) \$24,000,000 in bonds to finance street, sidewalk, and drainage facility improvements; (2) \$5,600,000 in bonds to finance improvements to municipal buildings, including a city hall/civic center and police/court buildings; and (3) \$24,380,000 for water and wastewater improvements; and

WHEREAS, by the Ordinance No. 17-009 dated January 23, 2017, the City Council of the City of Bellaire, Texas, previously issued \$33,315,000 in principal amount, and \$145,000 in premium, of general obligation bonds approved and authorized to be issued at the elections held on November 8, 2005, November 5, 2013, and November 8, 2016; and

WHEREAS, the City Council of the City of Bellaire, Texas hereby finds and determines that an additional \$11,580,000 in principal amount of general obligations bonds approved and authorized at the election held on November 8, 2016, should be issued and sold at this time, a summary of the general obligation bonds authorized at such election, the principal amounts authorized, amounts heretofore issued and being issued pursuant to this Ordinance and amounts remaining to be issued subsequent hereto being as follows:

Purpose	Principal Amount Authorized	Amount Previously Issued	Amounts Now Being Issued	Amounts Remaining
Street, Sidewalk and Drainage Facility Improvements (voted 2005)	\$41,000,000	\$40,796,164.30 and \$200,000 in premium	\$-0-	\$3,835.70
Street, Sidewalk and Drainage Facility Improvements (voted 2016)	\$24,000,000	\$2,000,000	\$8,000,000	\$14,000,000
Improvements to Municipal Buildings and Facilities (voted 2005)	\$9,000,000	\$ 9,000,000	\$-0-	\$ -0-
Improvements to Municipal Buildings and Facilities (voted 2013)	\$11,000,000	\$11,000,000	\$-0-	\$ -0-
Improvements to Municipal Buildings and Facilities (voted 2016)	\$5,600,000	\$5,600,000	\$-0-	\$ -0-
Water and Wastewater Improvements (voted 2016)	\$24,380,000	\$13,155,000 and \$145,000 in premium	\$3,580,000	\$7,500,000
TOTAL	\$127,780,000	\$81,896,164.30	\$ 11,580,000	\$21,503,835.70

AND WHEREAS, the City Council hereby reserves and retains the right to issue the balance of unissued bonds approved at said election in one or more installments when, in the judgment of the Council, funds are needed to accomplish the purposes for which such bonds were voted; now, therefore,

BE IT ORDAINED BY THE CITY COUNCIL OF THE CITY OF BELLAIRE, TEXAS:

SECTION 1: Authorization - Designation - Principal Amount - Purpose. General obligation bonds of the City shall be and are hereby authorized to be issued in the aggregated principal amount of \$11,580,000, to be designated and bear the title "CITY OF BELLAIRE, TEXAS, GENERAL OBLIGATION BONDS, SERIES 2017A (hereinafter referred to as the "Bonds"), for the purpose of (i) improving, repairing, replacing or extending the City's street and drainage facilities; (ii) water and wastewater improvements; and (iii) paying the costs of issuing the Bonds, all in accordance with authority conferred at the aforesaid election and under and in strict conformity with the Constitution and laws of the State of Texas, including V.T.C.A., Government Code, Chapter 1331.

SECTION 2: Fully Registered Obligations - Bond Date - Authorized Denominations - Stated Maturities - Interest Rates. The Bonds shall be issued as fully registered obligations only,

shall be dated September 1, 2017 (the "Dated Date"), and, other than the single fully registered Initial Bond referenced in Section 8 hereof, shall be in denominations of \$5,000 or any integral multiple (within a Stated Maturity) thereof, and shall become due and payable on February 15, in each of the years and in principal amounts (the "Stated Maturities") in accordance with the following schedule:

<u>Stated Maturity</u>	<u>Principal Amount</u>	<u>Interest Rate</u>
February 15, 2019	\$295,000	
February 15, 2020	\$305,000	
February 15, 2021	\$315,000	
February 15, 2022	\$330,000	
February 15, 2023	\$345,000	
February 15, 2024	\$360,000	
February 15, 2025	\$375,000	
February 15, 2026	\$390,000	
February 15, 2027	\$405,000	
February 15, 2028	\$420,000	
February 15, 2029	\$435,000	
February 15, 2030	\$455,000	
February 15, 2031	\$475,000	
February 15, 2032	\$495,000	
February 15, 2033	\$515,000	
February 15, 2034	\$535,000	
February 15, 2035	\$555,000	
February 15, 2036	\$580,000	
February 15, 2037	\$600,000	
February 15, 2038	\$625,000	
February 15, 2039	\$650,000	
February 15, 2040	\$680,000	
February 15, 2041	\$705,000	
February 15, 2042	\$735,000	

TERM BONDS

The Bonds shall bear interest on the unpaid principal amounts from the Date of Delivery at the per annum rates shown above (computed on the basis of a 360-day year of twelve 30-day months); such interest shall be payable on February 15 and August 15 in each year, commencing February 15, 2018.

SECTION 3: Terms of Payment - Paying Agent/Registrar. The principal of, premium, if any, and the interest on the Bonds, due and payable by reason of maturity, redemption or otherwise, shall be payable only to the registered owners or holders of the Bonds (hereinafter called the "Holders") appearing on the registration and transfer books maintained by the Paying

Agent/Registrar and the payment thereof shall be in any coin or currency of the United States of America, which at the time of payment is legal tender for the payment of public and private debts, and shall be without exchange or collection charges to the Holders.

The selection and appointment of Amegy Bank, a Division of ZB, National Association, Houston, Texas, to serve as Paying Agent/Registrar for the Bonds is hereby approved and confirmed. Books and records relating to the registration, payment, transfer and exchange of the Bonds (the "Security Register") shall at all times be kept and maintained on behalf of the City by the Paying Agent/Registrar, as provided herein and in accordance with the terms and provisions of a "Paying Agent/Registrar Agreement," substantially in the form attached hereto as Exhibit A, and

such reasonable rules and regulations as the Paying Agent/Registrar and the City may prescribe. The Mayor and City Clerk are authorized to execute and deliver such Agreement in connection with the delivery of the Bonds. The City covenants to maintain and provide a Paying Agent/Registrar at all times until the Bonds are paid and discharged, and any successor Paying Agent/Registrar shall be a bank, trust company, financial institution or other entity qualified and authorized to serve in such capacity and perform the duties and services of Paying Agent/Registrar. Upon any change in the Paying Agent/Registrar for the Bonds, the City agrees to promptly cause a written notice thereof to be sent to each Holder by the United States Mail, first class postage prepaid, which notice shall also give the address of the new Paying Agent/Registrar.

Principal of and premium, if any, on the Bonds shall be payable at the Stated Maturities or the redemption thereof, only upon presentation and surrender of the Bonds to the Paying Agent/Registrar at its designated offices in Houston, Texas (the "Designated Payment/Transfer Office"). Interest on the Bonds shall be paid to the Holders whose name appears in the Security Register at the close of business on the Record Date (the last day of the month preceding each interest payment date) and shall be paid by the Paying Agent/Registrar (i) by check sent United States Mail, first class postage prepaid, to the address of the Holder recorded in the Security Register or (ii) by such other method, acceptable to the Paying Agent/Registrar, requested by, and at the risk and expense of, the Holder. If the date for the payment for the principal of or interest on the Bonds shall be Saturday, Sunday, a legal holiday, or a day on which banking institutions in the City where the Designated Payment/Transfer Office of the Paying Agent/Registrar is located is authorized by law or executive order to close, then the date for such payment shall be the next succeeding day which is not a Saturday, Sunday, legal holiday, or day on which banking institutions are authorized to close; and payment on such date shall have the same force and effect as if made on the original date payment was due.

In the event of a nonpayment of interest on a scheduled payment date, and for thirty (30) days thereafter, a new record date for such interest payment (a "Special Record Date") will be established by the Paying Agent/Registrar, if and when funds for the payment of such interest have been received from the City. Notice of the Special Record Date and of the scheduled payment date of the past due interest (which shall be 15 days after the Special Record Date) shall be sent at least five (5) business days prior to the Special Record Date by United States Mail, first class postage prepaid, to the address of each Holder appearing on the Security Register at the close of business on the last business day next preceding the date of mailing of such notice.

SECTION 4: Redemption.

- (a) Optional Redemption. The Bonds having Stated Maturities on and after February 15, 2027 shall be subject to redemption prior to maturity, at the option of the City, in whole or in part in principal amounts of \$5,000 or any integral multiple thereof (and if within a Stated Maturity by lot by the Paying Agent/Registrar), on February 15, 2026 or on any date thereafter at the redemption price of par plus accrued interest to the date of redemption.

- (b) Mandatory Redemption.

(i) The Bonds designated as term bonds (the "Term Bonds") on the Accepted Bid, shall be subject to scheduled mandatory redemption ("Mandatory Redemption") prior to maturity at a price equal to 100% of the principal amount thereof, plus accrued interest to the date fixed for redemption from funds which are required to be deposited into the City's Interest and Sinking Fund in amounts sufficient to redeem the Bonds on February 15, in the years and principal amounts shown on the following schedule:

\$_____Term Bonds Maturing February 15, ____	
Mandatory Redemption Date	Principal Amount

The Term Bonds subject to scheduled Mandatory Redemption shall be selected by the Paying Agent/Registrar by lot, or by any other customary method that results in a random selection.

(ii) The principal amount of Term Bonds of a stated maturity required to be redeemed on any mandatory redemption date pursuant to the operation of the mandatory sinking fund redemption provisions hereof shall be reduced, at the option of the City, by the principal amount of any Term Bonds of the same maturity which, at least 45 days prior to a mandatory redemption date (1) shall have been acquired by the City and delivered to the Paying Agent/Registrar for cancellation, (2) shall have been purchased and canceled by the Paying Agent/Registrar at the request of the City, or (3) shall have been redeemed pursuant to the optional redemption provisions and not therefore credited against a mandatory sinking fund redemption requirement.

(iii) The City reserves the right to purchase Term Bonds in lieu of redemption, at a price not exceeding the principal amount thereof, plus accrued interest, with moneys on deposit in the Interest and Sinking fund which are available for mandatory redemption of the Term Bonds, and the principal amount of Term Bonds so purchased and delivered to the Paying Agent/Registrar at least 45 days prior to a mandatory redemption date shall be credited against the amount required to be called for redemption in that year.

(iv) At least thirty (30) days prior to each scheduled Mandatory Redemption Date, the Paying Agent/Registrar shall select for redemption a principal amount of Term Bonds then to be subject to mandatory redemption equal to the aggregate principal amount of such Term Bonds to be redeemed, shall call such Bonds for redemption on such scheduled Mandatory Redemption Date, and shall give notice of redemption, as provided in Section 4(d) and (e)

- (c) Exercise of Redemption Option. At least forty-five (45) days prior to a redemption date for the Bonds (unless a shorter notification period shall be satisfactory to the Paying Agent/Registrar), the City shall notify the Paying Agent/Registrar of the decision to redeem Bonds, the principal amount of each Stated Maturity to be redeemed, and the date of redemption therefor. The decision of the City to exercise the right to redeem Bonds shall be entered in the minutes of the governing body of the City.
- (d) Selection of Bonds for Redemption. If less than all Outstanding Bonds of the same Stated Maturity are to be redeemed on a redemption date, the paying Agent/Register shall treat such Bonds as representing the number of Bonds Outstanding which is obtained by dividing the principle amount of such Bonds by \$5,000 and shall select the Bonds, or principal amount thereof, to be redeemed within such Stated Maturity by lot.
- (e) Notice of Redemption. Not less than thirty (30) days prior to a redemption date for the Bonds, a notice of redemption shall be sent by United States Mail, first class postage prepaid, in the name of the City and at the City's expense, to each Holder of a Bond to be redeemed in whole or in part at the address of the Holder appearing on the Security Register at the close of business on the business day next preceding the date of mailing such notice, and any notice of redemption so mailed shall be conclusively presumed to have been duly given irrespective of whether received by the Holder.

All notices of redemption shall (i) specify the date of redemption for the Bonds, (ii) identify the Bonds to be redeemed and, in the case of a portion of the principal amount to be redeemed, the principal amount thereof to be redeemed, (iii) state the redemption price, (iv) state that the Bonds, or the portion of the principal amount thereof to be redeemed, shall become due and payable on the redemption date specified, and the interest thereon, or on the portion of the principal amount thereof to be redeemed, shall cease to accrue from and after the redemption date, and (v) specify that payment of the redemption price for the Bonds, or the principal amount thereof to be redeemed, shall be made at the Designated Payment/Transfer Office of the Paying Agent/Registrar only upon presentation and surrender thereof by the Holder. If a Bond is subject by its terms to prior redemption and has been called for redemption and notice of redemption thereof has been duly given as hereinabove provided, such Bond (or the principal amount thereof to be redeemed) shall become due and payable and interest thereon shall cease to accrue from and after the redemption date therefor; provided moneys sufficient for the payment of such Bond (or the principal amount thereof to be redeemed) at the then applicable redemption price are held for the purpose of such payment by the Paying Agent/Registrar.

SECTION 5: Registration - Transfer/Exchange of Bonds - Predecessor Bonds. The Paying Agent/Registrar shall obtain, record, and maintain in the Security Register the name and address of each and every owner of the Bonds issued under and pursuant to the provisions of this

Ordinance, or if appropriate, the nominee thereof. Any Bond may be transferred or exchanged for Bonds of other authorized denominations by the Holder, in person or by his duly authorized agent, upon surrender of such Bond to the Paying Agent/Registrar for cancellation, accompanied by a written instrument of transfer or request for exchange duly executed by the Holder or by his duly authorized agent, in form satisfactory to the Paying Agent/Registrar.

Upon surrender of any Bond (other than the Initial Bonds authorized in Section 8 hereof) for transfer at the Designated Payment/Transfer Office of the Paying Agent/Registrar, the Paying Agent/Registrar shall register and deliver, in the name of the designated transferee or transferees, one or more new Bonds of authorized denominations and having the same Stated Maturity and of a like aggregate principal amount as the Bond or Bonds surrendered for transfer.

At the option of the Holder, Bonds (other than the Initial Bonds authorized in Section 8 hereof) may be exchanged for other Bonds of authorized denominations and having the same Stated Maturity, bearing the same rate of interest and of like aggregate principal amount as the Bonds surrendered for exchange, upon surrender of the Bonds to be exchanged at the Designated Payment/Transfer Office of the Paying Agent/Registrar. Whenever any Bonds are surrendered for exchange, the Paying Agent/Registrar shall register and deliver new Bonds to the Holder requesting the exchange.

All Bonds issued in any transfer or exchange of Bonds shall be delivered to the Holders at the Designated Payment/Transfer Office of the Paying Agent/Registrar or sent by United States Mail, first class postage prepaid to the Holders, and, upon registration and delivery thereof, the same shall be the valid obligations of the City, evidencing the same obligation to pay, and entitled to the same benefits under this Ordinance, as the Bonds surrendered in such transfer or exchange.

All transfers or exchanges of Bonds pursuant to this Section shall be made without expense or service charge to the Holder, except as otherwise herein provided, and except that the Paying Agent/Registrar shall require payment by the Holder requesting such transfer or exchange of any tax or other government charges required to be paid with respect to such transfer or exchange.

Bonds canceled by reason of an exchange or transfer pursuant to the provisions hereof are hereby defined to be "Predecessor Bonds," evidencing all or a portion, as the case may be, of the same obligation to pay evidenced by the new Bond or Bonds registered and delivered in the exchange or transfer therefor. Additionally, the term "Predecessor Bonds" shall include any mutilated, lost, destroyed, or stolen Bond for which a replacement Bond has been issued, registered and delivered in lieu thereof pursuant to the provisions of Section 11 hereof and such new replacement Bond shall be deemed to evidence the same obligation as the mutilated, lost, destroyed, or stolen Bond.

Neither the City nor the Paying Agent/Registrar shall be required to issue or transfer to an assignee of a Holder any Bond called for redemption, in whole or in part, within 45 days of the date fixed for the redemption of such Bond; provided, however, such limitation on transferability shall not be applicable to an exchange by the Holder of the unredeemed balance of a Bond called for redemption in part.

SECTION 6: Book-Entry Only Transfers and Transactions. Notwithstanding the provisions contained in Sections 3, 4, and 5 hereof relating to the payment, and transfer/exchange of the Bonds, the City hereby approves and authorizes the use of "Book-Entry Only" securities clearance, settlement and transfer system provided by The Depository Trust Company (DTC), a limited purpose trust company organized under the laws of the State of New York, in accordance with the operational arrangements referenced in the Blanket Issuer Letter of Representation, by and between the City and DTC (the "Depository Agreement").

Pursuant to the Depository Agreement and the rules of DTC, the Bonds shall be deposited with DTC who shall hold said Bonds for its participants (the "DTC Participants"). While the Bonds are held by DTC under the Depository Agreement, the Holder of the Bonds on the Security Register for all purposes, including payment and notices, shall be Cede & Co., as nominee of DTC, notwithstanding the ownership of each actual purchaser or owner of each Bond (the "Beneficial Owners") being recorded in the records of DTC and DTC Participants.

In the event that DTC determines to discontinue serving as securities depository for the Bonds or otherwise ceases to provide book-entry clearance and settlement of securities transactions in general or the City determines that DTC is incapable of properly discharging its duties as securities depository for the Bonds, the City covenants and agrees with the Holders of the Bonds to cause Bonds to be printed in definitive form and provide for the Bonds to be issued and delivered to DTC Participants and Beneficial Owners, as the case may be. Thereafter the Bonds in definitive form shall be assigned, transferred and Exchanged on the Security Register maintained by the Paying Agent/Registrar and payment of such Bonds shall be made in accordance with the provisions of Sections 3, 4, and 5 hereof.

SECTION 7: Execution - Registration. The Mayor is authorized and directed to execute and the City Clerk is authorized to attest the Initial Bond in the name of Cede & Co. The Bonds shall be executed on behalf of the City by the Mayor under its seal reproduced or impressed thereon and countersigned by the City Clerk. The signature of said officers on the Bonds may be manual or facsimile. Bonds bearing the manual or facsimile signatures of individuals who are or were the proper officers of the City on the Bond Date shall be deemed to be duly executed on behalf of the City, notwithstanding that such individuals or either of them shall cease to hold such offices at the time of delivery of the Bonds to the initial purchaser(s) and with respect to Bonds delivered in subsequent exchanges and transfers, all as authorized and provided in V.T.C.A., Government Code, Chapter 1201.

No Bond shall be entitled to any right or benefit under this Ordinance, or be valid or obligatory for any purpose, unless there appears on such Bond either a certificate of registration substantially in the form provided in Section 9C, manually executed by the Comptroller of Public Accounts of the State of Texas, or his duly authorized agent, or a certificate of registration substantially in the form provided in Section 9D, manually executed by an authorized officer, employee or representative of the Paying Agent/Registrar, and either such certificate duly signed upon any Bond shall be conclusive evidence, and the only evidence, that such Bond has been duly certified, registered and delivered.

SECTION 8: Initial Bond(s). The Bonds herein authorized shall be initially issued either (i) as a single fully registered bond in the total principal amount of \$11,580,000 with

principal installments to become due and payable as provided in Section 2 hereof and numbered T-1, or (ii) as multiple fully registered bonds, being one bond for each year of maturity in the applicable principal amount and denomination and to be numbered consecutively from T-1 and upward (herein after called the "Initial Bond(s)") and, in either case, the Initial Bond(s) shall be registered in the name of the original purchaser(s) or the designee thereof. The Initial Bond(s) shall be the Bonds submitted to the Office of the Attorney General of the State of Texas for approval, certified and registered by the Office of the Comptroller of Public Accounts of the State of Texas and delivered to the initial purchaser(s). Any time after the delivery of the Initial Bond(s), the Paying Agent/Registrar, pursuant to written instructions from the initial purchaser(s), or the designee thereof, shall cancel the Initial Bond(s) delivered hereunder and exchange therefor definitive Bonds of authorized denominations, stated maturities, principal amounts, and bearing applicable interest rates for transfer and delivery to the Holders named at the addresses identified therefor; all pursuant to and in accordance with such written instructions from the initial purchaser(s), or the designee thereof, and such other information and documentation as the Paying Agent/Registrar may reasonably require.

SECTION 9: Forms.

- (a) Forms Generally. The Bonds, the Registration Certificate of the Comptroller of Public Accounts of the State of Texas, the Registration Certificate of Paying Agent/Registrar, and the form of Assignment to be printed on each of the Bonds, shall be substantially in the forms set forth in this Section with such appropriate insertions, omissions, substitutions, and other variations as are permitted or required by this Ordinance and may have such letters, numbers, or other marks of identification (including identifying numbers and letters of the Committee on Uniform Securities Identification Procedures of the American Bankers Association) and such legends and endorsements (including insurance legends in the event the Bonds, or any maturities thereof, are purchased with insurance and any reproduction of an opinion of counsel) thereon as may, consistently herewith, be established by the City or determined by the officers executing such Bonds as evidenced by their execution. Any portion of the text of any Bonds may be set forth on the reverse thereof, with an appropriate reference thereto on the face of the Bond.

The definitive Bonds and the Initial Bond(s) may be printed, lithographed, or engraved, typewritten, photocopied or otherwise reproduced in any similar manner, all as determined by the officers executing such Bonds as evidenced by their execution thereof.

- (b) Form of Definitive Bond.

REGISTERED
NO.

REGISTERED
\$_____

UNITED STATES OF AMERICA
STATE OF TEXAS
CITY OF BELLAIRE, TEXAS
GENERAL OBLIGATION BONDS, SERIES 2017A

Dated Date: Interest Rate: Stated Maturity: CUSIP NO.:

September 1, 2017 _____

Registered Owner:

Cede & Co.

Principal Amount:

DOLLARS

The City of Bellaire (hereinafter referred to as the "City"), a body corporate and political subdivision in the County of a Harris, State of Texas, for value received, acknowledges itself indebted to and hereby promises to pay to the Registered Owner named above, or the registered assigns thereof, on the Stated Maturity Date specified above the Principal Amount hereinabove stated (or so much thereof as shall not have been paid upon prior redemption) and to pay interest on the unpaid principal amount hereof from the Date of Delivery at the per annum rate of interest specified above computed on the basis of a 360-day year of twelve 30-day months; such interest accrues from the Date of Delivery and is payable on February 15 and August 15 in each year, commencing February 15, 2018. Principal of this Bond is payable on its Stated Maturity or redemption to the registered owner hereof, upon presentation and surrender, at the Designated Payment/Transfer Office of the Paying Agent/Registrar executing the registration certificate appearing hereon, or its successor. Interest is payable to the registered owner of this Bond (or one or more Predecessor Bonds, as defined in the Ordinance hereinafter referenced) whose name appears on the "Security Register" maintained by the Paying Agent/Registrar at the close of business on the "Record Date", which is the last day of the month preceding each interest payment date, and interest shall be paid by the Paying Agent/Registrar by check sent United States Mail, first class postage prepaid, to the address of the registered owner recorded in the Security Register or by such other method, acceptable to the Paying Agent/Registrar, requested by, and at the risk and expense of, the registered owner. All payments of principal of, premium, if any, and interest on this Bond shall be without exchange or collection charges to the owner hereof and in any coin or currency of the United States of America which at the time of payment is legal tender for the payment of public and private debts.

This Bond is one of the series specified in its title issued in the aggregate principal amount of \$11,580,000 (herein referred to as the "Bonds") for the purpose of repairing, replacing or extending the City's street, sidewalk and drainage facilities, in accordance with authority conferred at elections held within the City on November 8, 2016, and under and in strict conformity with the Constitution and laws of the State of Texas and pursuant to an Ordinance adopted by the City Council of the City (herein referred to as the "Ordinance").

The Bonds maturing on or after February 15, 2027, may be redeemed prior to their Stated Maturities, at the option of the City, in whole or in part in principal amounts of \$5,000 or any integral multiple thereof (and if within a Stated Maturity by lot by the Paying Agent/Registrar), on February 15, 2026, or on any date thereafter, at the redemption price of par, together with accrued interest to the date of redemption.

The Bonds scheduled to mature on February 15, 20__ (the "Term Bonds"), are subject to scheduled mandatory redemption by the Paying Agent/Registrar by lot, or by any other customary method that results in a random selection, at a price equal to the principal amount thereof, plus accrued interest to the redemption date, out of moneys available for such purpose in

Attachment: Bond Ordinance Series 2017A (00189449) (2292 : Series 2017A General Obligation Bonds)

the interest and sinking fund for the Bonds, on the dates and in the respective principal amounts, set forth in the following schedule:

\$_____ Term Bonds Maturing February 15, 20__	
Mandatory Redemption Date	Principal Amount

At least thirty days prior to a redemption date, the City shall cause a written notice of such redemption to be sent by United States Mail, first class postage prepaid, to the registered owners of the Bonds to be redeemed in whole or in part, and subject to the terms and provisions relating thereto contained in the Ordinance. If a Bond (or any portion of its principal sum to be redeemed) shall have been duly called for redemption and notice of such redemption duly given, then upon said redemption date such Bonds (or the portion of its principal sum to be redeemed) shall become due and payable, and interest thereon shall cease to accrue from and after the redemption date therefor, provided moneys for the payment of the redemption price and the interest on the principal amount to be redeemed to the date of redemption are held for the purpose of such payment by the Paying Agent/Registrar.

In the event a portion of the principal amount of a Bond is to be redeemed and the registered owner is someone other than Cede & Co., payment of the redemption price of such principal amount shall be made to the registered owner only upon presentation and surrender of such Bond to the Designated Payment/Transfer Office of the Paying Agent /Registrar, and a new Bond or Bonds of like maturity and interest rate in any authorized denominations provided by the Ordinance for the then unredeemed balance of the principal sum thereof will be issued to the registered owner, without charge. If a Bond is selected for redemption, in whole or in part, the City and the Paying Agent/Registrar shall not be required to transfer such Bond to an assignee of the registered owner within 45 days of the redemption dated therefor; provided, however, such limitation on transferability shall not be applicable to an exchange by the registered owner of the unredeemed balance of a Bond redeemed in part.

The Bonds are payable from the proceeds of an ad valorem tax levied, within the limitations prescribed by law, upon all taxable property in the City. Reference is hereby made to the Ordinance, a copy of which is on file in the Designated Payment/Transfer Office of the Paying Agent/Registrar, and to all of the provisions of which the owner or holder of this Bond by the acceptance hereof hereby assents, for definitions of terms; the description of and the nature and extent of the tax levied for the payment of the Bonds; the terms and conditions relating to the transfer and exchange of this Bond; the conditions upon which the Ordinance may be amended or supplemented with or without the consent of the Holders; the rights, duties, and obligations of the City and the Paying Agent/Registrar; the terms and provisions upon which this Bond may be discharged at or prior to its maturity or redemption, and deemed to be no longer Outstanding thereunder; and for other terms and provisions contained therein. Capitalized terms used herein have the meanings assigned in the Ordinance.

This Bond, subject to certain limitations contained in the Ordinance, may be transferred on the Security Register only upon its presentation and surrender at the Designated Payment/Transfer Office of the Paying Agent/Registrar, with the Assignment hereon duly endorsed by, or accompanied by a written instrument of transfer in form satisfactory to the Paying Agent/Registrar duly executed by, the registered owner hereof, or his duly authorized agent. When a transfer on the Security Register occurs, one or more new fully registered Bonds of the same Stated Maturity, of authorized denominations, bearing the same rate of interest, and of the same aggregate principal amount will be issued by the Paying Agent/Registrar to the Designated transferee or transferees.

The City and the Paying Agent/Registrar, and any agent of either, shall treat the registered owner whose name appears on the Security Register (i) on the Record Date as the owner entitled to payment of interest hereon, (ii) on the date of surrender of this Bond as the owner entitled to principal hereof at its Stated Maturity or its redemption, in whole or in part, and (iii) on any other date as the owner for all other purposes, and neither the City nor the Paying Agent/Registrar, or any agent of either, shall be affected by notice to the contrary. In the event of nonpayment of interest on a scheduled payment date and for thirty (30) days thereafter, a new record date for such interest payment (a "Special Record Date") will be established by the Paying Agent/Registrar, if and when funds for the payment of such interest have been received from the City. Notice of the Special Record Date and of the scheduled payment date of the past due interest (which shall be 15 days after the Special Record Date) shall be sent at least five (5) business days prior to the Special Record Date by United States Mail, first class postage prepaid, to the address of each Holder appearing on the Security Register at the close of business on the last business day next preceding the date of mailing of such notice.

It is hereby certified, recited, represented and declared that the City is a body corporate and political subdivision duly organized and legally existing under and by virtue of the Constitution and laws of the State of Texas; that the issuance of the Bonds is duly authorized by law; that all acts, conditions and things required to exist and be done precedent to and in the issuance of the Bonds to render the same lawful and valid obligations of the City have been properly done, have happened and have been performed in regular and due time, form and manner as required by the Constitution and laws of the State of Texas, and the Ordinance; that the Bonds do not exceed any Constitutional or statutory limitation; and that due provision has been made for the payment of the principal of and the interest on the Bonds by the levy of a tax as afore stated. In case any provision in this Bond shall be invalid, illegal, or unenforceable, the validity, legality, and enforceability of the remaining provisions shall not in any way be affected or impaired thereby. The terms and provisions of this Bond and the Ordinance shall be construed in accordance with and shall be governed by the laws of the State of Texas.

IN WITNESS WHEREOF, the City Council of the City has caused this Bond to be duly executed under the official seal of the City as of the Dated Date.

CITY OF BELLAIRE, TEXAS

Mayor

COUNTERSIGNED:

City Clerk

(SEAL)

Attachment: Bond Ordinance Series 2017A (00189449) (2292 : Series 2017A General Obligation Bonds)

- (c) *Form of Registration Certificate of Comptroller of Public Accounts to appear on Initial Bond(s) only.

REGISTRATION CERTIFICATE OF
COMPTROLLER OF PUBLIC ACCOUNTS

OFFICE OF THE COMPTROLLER	§	
OF PUBLIC ACCOUNTS	§	
	§	REGISTER NO.
THE STATE OF TEXAS	§	

I HEREBY CERTIFY that this Bond has been examined, certified as to validity and approved by the Attorney General of the State of Texas, and duly registered by the Comptroller of Public Accounts of the State of Texas.

WITNESS my signature and seal of office this _____, _____.

Comptroller of Public Accounts
of the State of Texas

(SEAL)

*NOTE TO PRINTER: Do Not Print on Definitive Bonds

- (d) Form of Certificate of Paying Agent/Registrar to Appear on Bonds (other than a single fully registered Initial Bond).

REGISTRATION CERTIFICATE OF PAYING AGENT/REGISTRAR

This Bond has been duly issued and registered under the provisions of the within-mentioned Ordinance; the bond or bonds of the above entitled and designated series originally delivered having been approved by the Attorney General of the State of Texas and registered by the Comptroller of Public Accounts, as shown by the records of the Paying Agent/Registrar.

The designated offices of the Paying Agent/Registrar in Houston, Texas is the "Designated Payment/Transfer Office" for this Bond.

AMEGY BANK, A DIVISION OF ZB,
NATIONAL ASSOCIATION

as Paying Agent/Registrar

Registration date:

By:_____

Authorized Signature

(e) Form of Assignment

ASSIGNMENT

FOR VALUE RECEIVED the undersigned hereby sells, assigns, and transfers unto (Print or typewrite name, address, and zip code of transferee:) _____
(Social Security or other identifying number:) _____ the within Bond and all rights thereunder, and hereby irrevocably constitutes and appoints _____ attorney to transfer the within Bond on the books kept for registration thereof, with full power of substitution in the premises.

DATED: _____

Signature Guaranteed: _____

NOTICE: The signature on this assignment must correspond with the name of the registered owner as it appears on the face of the within Bond in every particular.

(f) The Initial Bond(s) shall be in the form set in paragraph B of this Section; except that the form of the single fully registered Initial Bond shall be modified as follows:

(i) immediately under the name of the bond the headings "Interest Rate _____" and "Stated Maturity _____" shall be omitted.

(ii) Paragraph one shall read as follows:

Registered Owner:

Principal Amount:

DOLLARS

The City of Bellaire (hereinafter referred to as the "City"), a body corporate and municipal corporation of the County of Harris, State of Texas, for value received, acknowledges itself indebted to and hereby promises to pay to the Registered Owner named above, or the registered assigns thereof, the Principal Amount hereinabove stated on February 15 in each of the years and in principal installments in accordance with the following schedule:

STATED
MATURITY

PRINCIPAL
AMOUNT

INTEREST
RATE

(Information to be inserted from schedule in Section 2 hereof).

(or so much principal thereof as shall not have been prepaid prior to maturity) and to pay interest on the unpaid Principal Amount hereof from the Date of Delivery at the per annum rates of interest specified above computed on the basis of a 360-day year of twelve 30-day months; such interest being payable on February 15 and August 15 in each year, commencing February 15,

2018. Principal installments of this Bond are payable in the year of maturity or on a prepayment day to the registered owner hereof by Amegy Bank, a Division of ZB, National Association (the "Paying Agent/Registrar"), upon presentation and surrender, at its designated offices in Houston, Texas (the Designated Payment/Transfer Office"). Interest is payable to the registered owner of this Bond whose name appears on the "Security Register" maintained by the Paying Agent/Registrar at the close of business on the "Record Date", which is the last day of the month next preceding each interest payment date, and interest shall be paid by the Paying Agent/Registrar by check sent United States Mail, first class postage prepaid, to the address of the registered owner recorded in the Security Register or by such other method, acceptable to the Paying Agent/Registrar, requested by, and at the risk and expense of, the registered owner. All payments of principal of, premium, if any, and interest on this Bond shall be without exchange or collection charges to the owner hereof and in any coin or currency of the United States of America which at the time of payment is legal tender for the payment of public and private debts.

SECTION 10: Levy of Taxes. To provide for the payment of the "Debt Service Requirements" of the Bonds, being (i) the interest on the Bonds and (ii) a sinking fund for their redemption at maturity or a sinking fund of 2% (whichever amount is greater), there is hereby levied, and there shall be annually assessed and collected in due time, form, and manner, a tax on all taxable property in the City, within the limitations prescribed by law, and such tax hereby levied on each one hundred dollars' valuation of taxable property in the City for the Debt Service Requirements of the Bonds shall be at a rate from year to year as will be ample and sufficient to provide funds each year to pay the principal of and interest on said Bonds while Outstanding; full allowance being made for delinquencies and costs of collection; separate books and records relating to the receipt and disbursement of taxes levied, assessed and collected for and on account of the Bonds shall be kept and maintained by the City at all times while the Bonds are Outstanding, and the taxes collected for the payment of the Debt Service Requirements on the Bonds shall be deposited to the credit of a "Special 2017 Bond Account" (the "Interest and Sinking Fund") maintained on the records of the City and deposited in a special fund maintained at an official depository of the City's funds; and such tax hereby levied, and to be assessed and collected annually, is hereby pledged to the payment of the Bonds.

Proper officers of the City are hereby authorized and directed to cause to be transferred to the Paying Agent/Registrar for the Bonds, from funds on deposit in the Interest and Sinking Fund, amounts sufficient to fully pay and discharge promptly each installment of interest and principal of the Bonds as the same accrues or matures or comes due by reason of redemption prior to maturity; such transfers of funds to be made in such manner as will cause collected funds to be deposited with the Paying Agent/Registrar on or before each principal and interest payment date for the Bonds.

SECTION 11: Mutilated-Destroyed-Lost and Stolen Bonds. In case any Bond shall be mutilated, or destroyed, lost or stolen, the Paying Agent/Registrar, subject to City approval and in its discretion, may execute and deliver a replacement Bond of like form and tenor, and in the same denomination and bearing a number not contemporaneously outstanding, in exchange and substitution for such mutilated Bond, or in lieu of and in substitution for such destroyed, lost or stolen Bond, only upon (i) the filing by the Holder thereof with the Paying Agent/Registrar of evidence satisfactory to the Paying Agent/Registrar of the destruction, loss or theft of such Bond, and of the authenticity of the ownership thereof and (ii) the furnishing to the Paying Agent/Registrar of indemnification in an amount satisfactory to hold the City and the Paying

Agent/Registrar harmless. All expenses and charges associated with such indemnity and with the preparation, execution and delivery of a replacement Bond shall be borne by the Holder of the Bond mutilated, or destroyed, lost or stolen.

Every replacement Bond issued pursuant to this Section shall be a valid and binding obligation, and shall be entitled to all the benefits of this Ordinance equally and ratably with all other Outstanding Bonds; notwithstanding the enforceability of payment by anyone of the destroyed, lost, or stolen Bonds.

The provisions of this Section are exclusive and shall preclude (to the extent lawful) all other rights and remedies with respect to the replacement and payment of mutilated, destroyed, lost or stolen Bonds.

SECTION 12: Satisfaction of Obligation of City. If the City shall pay or cause to be paid, or there shall otherwise be paid to the Holders, the principal of, premium, if any, and interest on the Bonds, at the times and in the manner stipulated in this Ordinance, then the pledge of taxes levied under this Ordinance and all covenants, agreements, and other obligations of the City to the Holders shall thereupon cease, terminate, and be discharges and satisfied.

Bonds or any principal amount(s) thereof shall be deemed to have been paid within the meaning and with the effect expressed above in this Section when (i) money sufficient to pay in full such Bonds or the principal amount(s) thereof at maturity or (if notice of redemption has been duly given or waived or if irrevocable arrangements therefor acceptable to the Paying Agent/Registrar have been made) the redemption date thereof, together with all interest due thereon, shall have been irrevocably deposited with and held in trust by the Paying Agent/Registrar, or an authorized escrow agent, or (ii) Government Securities shall have been irrevocably deposited in trust with the Paying Agent/Registrar, or an authorized escrow agent, which Government Securities have been certified by an independent accounting firm to mature as to principal and interest in such amounts and at such times as will insure the availability, without reinvestment, of sufficient money, together with any moneys deposited therewith, if any, to pay when due the principal of and interest on such Bonds, or the principal amount(s) thereof, on and prior to the Stated Maturity thereof or (if notice of redemption has been duly given or waived or if irrevocable arrangements therefor acceptable to the Paying Agent/Registrar have been made) the redemption date thereof. The City covenants that no deposit of moneys or Government Securities will be made under this Section and no use made of any such deposit which would cause the Bonds to be treated as "arbitrage bonds" within the meaning of Section 148 of the Internal Revenue Code 1986, or regulations adopted pursuant thereto.

Any moneys so deposited with the Paying Agent/Registrar, or an authorized escrow agent, and all income from Government Securities held in trust by the Paying Agent/Registrar, or an authorized escrow agent, pursuant to this Section which is not required for the payment of the Bonds, or any principal amount(s) thereof, or interest thereon with respect to which such moneys have been so deposited shall be remitted to the City or deposited as directed by the City. Furthermore, any money held by the Paying Agent/Registrar for the payment of the principal of and interest on the Bonds and remaining unclaimed for a period of three (3) years after the Stated Maturity, or applicable redemption date, of the Bonds for which such moneys were deposited and are held in trust to pay, shall upon the request of the City be remitted to the City against a written receipt therefor. Notwithstanding the above and foregoing, any remittance of funds the

Paying Agent/Registrar to the City shall be subject to any applicable unclaimed property laws of the State of Texas.

The term "Government Securities", as used herein, means (i) direct noncallable obligations of the United States of America, including obligations the principal of and interest on which are unconditionally guaranteed by the United States of America, (ii) noncallable obligations of an agency or instrumentality of the United States, including obligations unconditionally guaranteed or insured by the agency or instrumentality and on the date of their acquisition or purchase by the City and rated as to investment quality by a nationally recognized investment rating firm not less than AAA or its equivalent and (iii) noncallable obligations of a state or an agency or a county, municipality, or other political subdivision of a state that have been refunded and on the date of their acquisition or purchase by the City, are rated as to investment quality by a nationally recognized investment rating firm not less than AAA or its equivalent.

SECTION 13: Ordinance a Contract - Amendments - Outstanding Bonds. This Ordinance shall constitute a contract with the Holders from time to time, be binding on the City, and shall not be amended or repealed by the City while any Bond remains Outstanding except as permitted in this Section. The City may, without the consent of or notice to any Holders, from time to time and at any time, amend this Ordinance in any manner not detrimental to the interest of the Holders, including the curing of any ambiguity, inconsistency, or formal defect or omission herein. In addition, the City may, with the consent of Holders holding a majority in aggregate principal amount of the Bonds then Outstanding affected thereby, amend, add to, or rescind any of the provisions of this Ordinance; provided that, without the consent of all Holders of Outstanding Bonds, no such amendment, addition, or rescission shall (1) extend the time or times of payment of the principal of, premium, if any, and interest on the Bonds, reduce the principal amount thereof, the redemption price therefor, or the rate of interest thereon, or in any other way modify the terms of payment of the principal or, premium, if any, or interest on the Bonds, (2) give any preference to any Bond over any other Bond, or (3) reduce the aggregate principal amount of Bonds required to be held by Holders for consent to any such amendment, addition, or rescission.

The term "Outstanding" when used in this Ordinance with respect to Bonds means, as of the date of determination, all Bonds theretofore issued and delivered under this Ordinance, except:

- (a) those Bonds canceled by the Paying Agent/Registrar or delivered to the Paying Agent/Registrar for cancellation;
- (b) those Bonds deemed to be duly paid by the City in accordance with the provisions of Section 12 hereof; and
- (c) those mutilated, destroyed, lost, or stolen Bonds which have been replaced with Bonds registered and delivered in lieu thereof as provided in Section 11 hereof.

SECTION 14: Qualified Tax-Exempt Obligations. The City is not designating the Bonds as "qualified tax-exempt obligations" for purposes of Section 265(b) of the Code.

SECTION 15: Covenants to Maintain Tax-Exempt Status.

- (a) Definitions. When used in this Section, the following terms have the following meanings:

"*Closing Date*" means the date on which the Bonds are first authenticated and delivered to the initial purchaser against payment therefor.

"*Code*" means the Internal Revenue Code of 1986, as amended by all legislation, if any, effective on or before the Closing Date.

"*Computation Date*" has the meaning set forth in Section 1.148-1(b) of the Regulations.

"*Gross Proceeds*" means any proceeds as defined in Section 1.148-1(b) of the Regulations, and any replacement proceeds as defined in Section 1.148-1(c) of the Regulations, of the Bonds.

"*Investment*" has the meaning set forth in Section 1.148-1(b) of the Regulations.

"*Nonpurpose Investment*" means any investment property, as defined in Section 148(b) of the Code, in which Gross Proceeds of the Bonds are invested and which is not acquired to carry out the governmental purposes of the Bonds.

"*Rebate Amount*" has the meaning set forth in Section 1.148-1(b) of the Regulations.

"*Regulations*" means any proposed, temporary, or final Income Tax Regulations issued pursuant to Sections 103 and 141 through 150 of the Code, and 103 of the Internal Revenue Code of 1954, which are applicable to the Bonds. Any reference to any specific Regulation shall also mean, as appropriate, any proposed, temporary or final Income Tax Regulation designed to supplement, amend or replace the specific Regulation referenced.

"*Yield*" of (1) any Investment has the meaning set forth in Section 1.148-5 of the Regulations; and (2) the Bonds has the meaning set forth in Section 1.148-4 of the Regulations.

- (b) Not to Cause Interest to Become Taxable. The City shall not use, permit the use of, or omit to use Gross Proceeds or any other amounts (or any property the acquisition, construction or improvement of which is to be financed directly or indirectly with Gross Proceeds) in a manner which if made or omitted, respectively, would cause the interest on any Bond to become includable in the gross income, as defined in Section 61 of the Code, of the owner thereof for federal income tax purposes. Without limiting the generality of the foregoing, unless and until the City receives a written opinion of counsel nationally recognized in the field of municipal bond law to the effect that failure to comply with such covenant will not adversely affect the exemption from federal income tax of the interest on any Bond, the City shall comply with each of the specific covenants in this Section.

- (c) No Private Use or Private Payments. Except as permitted by Section 141 of the Code and Regulations and rulings thereunder, the City shall at all times prior to the last Stated Maturity of Bonds:
- (i) exclusively own, operate and possess all property the acquisition, construction or improvement of which is to be financed or refinanced directly or indirectly with Gross Proceeds of the Bonds, and not use or permit the use of such Gross Proceeds (including all contractual arrangements with terms different than those applicable to the general public) or any property acquired, constructed or improved with such Gross Proceeds in any activity carried on by any person or entity (including the United States or any agency, department and instrumentality thereof) other than a state or local government, unless such use is solely as a member of the general public; and
 - (ii) not directly or indirectly impose or accept any charge or other payment by any person or entity who is treated as using Gross Proceeds of the Bonds or any property the acquisition, construction or improvement of which is to be financed or refinanced directly or indirectly with such Gross Proceeds, other than taxes of general application within the City or interest earned on investments acquired with such Gross Proceeds pending application for their intended purposes.
- (d) No Private Loan. Except to the extent permitted by section 141 of the Code and the Regulations and rulings thereunder, the City shall not use Gross Proceeds of the Bonds to make or finance loans to any person or entity other than a state or local government. For purposes of the foregoing covenant, such gross Proceeds are considered to be "loaned" to a person or entity if: (1) property acquired, constructed or improved with such Gross Proceeds is sold or leased to such person or entity in a transaction which creates a debt for federal income tax purposes; (2) capacity in or service from such property is committed to such person or entity under a take-or-pay, output or similar contract or arrangement; or (3) indirect benefits, or burdens and benefits of ownership, of such Gross Proceeds or any property acquired, constructed or improved with such Gross Proceeds are otherwise transferred in a transaction which is the economic equivalent of a loan.
- (e) Not to Invest at Higher Yield. Except to the extent permitted by section 148 of the Code and the Regulations and rulings thereunder, the City shall not at any time prior to the final Stated Maturity of the Bonds directly or indirectly invest Gross Proceeds in any Investment (or use Gross Proceeds to replace money so invested), if as a results of such investment the Yield from the Closing Date of all Investments acquired with Gross Proceeds (or with money replaced thereby), whether then held or previously disposed of exceeds the Yield of the Bonds.
- (f) Not Federally Guaranteed. Except as may otherwise be permitted by the Code and the Regulations and rulings thereunder, the City shall not take or omit to take any action which would cause the Bonds to be federally guaranteed within the meaning of section 149(b) of the Code and the Regulations and rulings thereunder.
- (g) Information Report. The City shall timely file the information required by section 149(e) of the Code with the Secretary of the Treasury of Form 8038-G or such other form and in such place as the Secretary may prescribe.

- (h) Rebate to Arbitrage Profits. Except to the extent otherwise provided in section 148(f) of the Code and the Regulations and rulings thereunder:

(i) The City shall account for all Gross Proceeds (including all receipts, expenditures and investments thereof) on its books of account separately and apart from all other funds (and receipts, expenditures and investments thereof) and shall retain all records of accounting for at least six years after the day on which the last Outstanding Bond is discharged. However, to the extent permitted by law, the City may commingle Gross Proceeds of the Bonds with other money of the City, provided that the City separately accounts for each receipt and expenditure of Gross Proceeds and the obligations acquired therewith.

(ii) Not less frequently than each Computation Date, the City shall calculate the Rebate Amount in accordance with rules set forth in section 148(f) of the Code and the Regulations and rulings thereunder. The City shall maintain such calculations with its official transcript of proceedings relating to the issuance of the Bonds until six years after the final Computation Date.

(iii) As additional consideration for the purchase of the Bonds by the Purchaser and the loan of the money represented thereby and in order to induce such purchase by measures designed to insure the excludability of the interest thereon from the gross income of the owners thereof for federal income tax purposes, the City shall pay to the United States out of the Interest and Sinking Fund or its general fund, as permitted by applicable Texas statute, regulation or opinion of the Attorney General of the State of Texas, the amount that when added to the future value of previous rebate payments made for the Bonds equals (i) in the case of a final Computation Date as defined in Section 1.148-3(e)(2) of the Regulations, one hundred percent (100%) of the Rebate amount on such date; and (ii) in the case of any other Computation Date, ninety percent (90%) of the Rebate Amount on such date. In all cases, the rebate payments shall be made at the times, in the installments, to the place and in the manner as is or may be required by section 148(f) of the Code and the Regulations and rulings thereunder, and shall be accompanied by Form 8038-T or such other forms and information as is or may be required by Section 148(f) of the Code and the Regulations and rulings thereunder.

(iv) The City shall exercise reasonable diligence to assure that no errors are made in the calculations and payments required by paragraphs (2) and (3), and if an error is made, to discover and promptly correct such error within a reasonable amount of time thereafter (and in all events within one hundred eighty (180) days after discovery of the error), including payment to the United States of any additional Rebate Amount owed to it, interest thereon, and any penalty imposed under Section 1.148-3(h) of the Regulations.

- (i) Not to Divert Arbitrage Profits. Except to the extent permitted by section 148 of the Code and the Regulations and rulings thereunder, the City shall not, at any time prior to the earlier of the Stated Maturity or final payment of the Bonds, enter into any transaction that reduces the amount required to be paid to the United States pursuant to Subsection (h) of this Section because such transaction results in a smaller profit of a larger loss than would have resulted if the transaction had been at arm's length and had the Yield of the Bonds not been relevant to either party.
- (j) Elections. The City hereby directs and authorizes the Mayor, City Clerk, City Manager and Director of Finance, individually or jointly, to make elections permitted or required pursuant to the provisions of the Code or the Regulations, as they deem necessary or appropriate in connections with the Bonds, in the Certificate as to Tax Exemption or similar or other appropriate certificate, form or document.

SECTION 16: Sale of Bonds. Pursuant to a public sale and after advertising for and receiving competitive sealed bids for the Bonds, the bid submitted by _____ (herein referred to as the "Purchaser") is declared to be the best bid received producing the lowest true interest cost to the City; such bid is hereby accepted and incorporated herein by reference as a part of this Ordinance for all purposes and the sale of the Bonds to said Purchasers at the Purchase Price of price of \$_____, which includes the par amount of \$_____ plus a premium of \$_____ less an underwriter discount of \$_____ not including accrued interest to the date of delivery, is hereby approved and confirmed. Delivery of the Bonds to the Purchaser shall occur as soon as possible upon payment being made therefor in accordance with the terms of sale.

SECTION 17: Official Statement. The use of the Preliminary Official Statement, dated August 1, 2017, in the offering and sale of the Bonds is hereby ratified, confirmed and approved in all respects, and the City Council hereby finds that the information and data contained in said Preliminary Official Statement pertaining to the City and its financial affairs is true and correct in all material respects and no material facts have been omitted therefrom which are necessary to make the statements therein, in light of the circumstances under which they were made, not misleading. The final Official Statement, which reflects the terms of sale (together with such changes approved by the Mayor, City Clerk, City Manager or Director of Finance, one or more of said officials), shall be and is hereby in all respects approved and the Purchaser are hereby authorized to use and distribute said final Official Statement, dated August 7, 2017, in the reoffering, sale and delivery of the Bonds to the public.

SECTION 18: Control and Custody of Bonds. The Mayor of the City shall be and is hereby authorized to take and have charge of all necessary orders and records pending investigation by the Attorney General of the State of Texas, including the printing and supply of definitive Bonds, and shall take and have charge and control of the Initial Bond(s) pending the approval thereof by the Attorney General, the registration thereof by the Comptroller of Public Accounts and the delivery thereof to the Purchaser.

Furthermore, the Mayor, City Clerk, City Manager and Director of Finance, any one or more of said officials, are hereby authorized and directed to furnish and execute such documents relating to the City and its financial affairs as may be necessary for the issuance of the Bonds, the approval of the Attorney General and the registration by the Comptroller of Public Accounts and,

together with the City's financial advisor, bond counsel and the Paying Agent/Registrar, make the necessary arrangements for the delivery of the Initial Bond(s) to the Purchaser and the initial exchange thereof for definitive Bonds.

SECTION 19: Proceeds of Sale. The proceeds of sale of the Bonds, excluding the accrued interest and premium received from the purchaser, shall be deposited in a construction fund maintained at the City's depository bank. Pending expenditure for authorized projects and purposes, such proceeds of sale may be invested in authorized investments in accordance with the provisions of V.T.C.A., Government Code, Chapter 2256, including guaranteed investment contracts permitted by V.T.C.A., Section 2256.015 et seq., and the City's investment policies and guidelines, and any investment earnings realized shall be expended for such authorized projects and purposes or deposited in the Interest and Sinking Fund as shall be determined by the City Council. Accrued interest shall be deposited to the credit of the Interest and Sinking Fund. The premium received from the Purchaser shall be used to pay the cost of issuance of the Bonds, and after paying such costs of issuance, any surplus in premium remaining will be deposited into the construction fund. All surplus proceeds of sale of the Bonds, including investment earnings, remaining after completion of all authorized projects or purposes may be deposited to the credit of the Interest and Sinking Fund.

SECTION 20: Notices to Holders-Waiver. Whenever this Ordinance provides for notice to Holders of any event, such notice shall be sufficiently given (unless otherwise herein expressly provided) if in writing and sent by United States Mail, first class postage prepaid, to the address of each Holder appearing in the Security Register at the close of business on the business day next preceding the mailing of such notice.

In any case where notice to Holders is given by mail, neither the failure to mail such notice to any particular Holders, nor any defect in any notice so mailed, shall affect the sufficiency of such notice with respect to all other Bonds. Where this Ordinance provided for notice in any manner, such notice may be waived in writing by the Holder entitled to receive such notice, either before or after the event with respect to which such notice is given, and such waiver shall be the equivalent of such notice. Waivers of notice by Holders shall be filed with the Paying Agent/Registrar, but such filing shall not be a condition precedent to the validity of any action taken in reliance upon such waiver.

SECTION 21: Cancellation. All Bonds surrendered for payment, redemption, transfer, exchange, or replacement, if surrendered to the Paying Agent/Registrar, shall be promptly canceled by it and, if surrendered to the City, shall be delivered to the Paying Agent/Registrar and, if not already canceled, shall be promptly canceled by the Paying Agent/Registrar. The City may at any time deliver to the Paying Agent/Registrar for cancellation any Bonds previously certified or registered and delivered which the City may have acquired in any manner whatsoever, and all Bonds so delivered shall be promptly canceled by the Paying Agent/Registrar. All canceled Bonds held by the Paying Agent/Registrar shall be returned to the City.

SECTION 22: Legal Opinion. The obligation of the Purchaser to accept delivery of the Bonds is subject to being furnished a final opinion of Johnson Petrov LLP, Attorneys, Houston, Texas, approving such Bonds as to their validity, said opinion to be dated and delivered as of the date of delivery and payment for such Bonds. A true and correct reproduction of said opinion is

hereby authorized to be printed on the definitive Bonds or an executed counterpart thereof shall accompany the global Bonds deposited with the Depository Trust Company.

SECTION 23: CUSIP Numbers. CUSIP numbers may be printed or typed on the definitive Bonds. It is expressly provided, however, that the presence or absence of CUSIP numbers on the definitive Bonds shall be of no significance or effect as regards the legality thereof and neither the City nor attorneys approving the Bonds as to legality are to be held responsible for CUSIP numbers incorrectly printed or typed on the definitive Bonds.

SECTION 24: Benefits of Ordinance. Nothing in this Ordinance, expressed or implied, is intended or shall be construed to confer upon any person other than the City, the Paying Agent/Registrar and the Holders, any right, remedy, or claim, legal or equitable, under or by reason of this Ordinance or any provision hereof, this Ordinance and all its provisions being intended to be and being for the sole and exclusive benefit of the City, the Paying Agent/Registrar and the Holders.

SECTION 25: Inconsistent Provisions. All ordinances, orders or resolutions, or parts thereof, which are in conflict or inconsistent with any provision of this Ordinance are hereby repealed to the extent of such conflict, and the provisions of this Ordinance shall be and remain controlling as to the matters contained herein.

SECTION 26: Governing Law. This Ordinance shall be construed and enforced in accordance with the laws of the State of Texas and the United States of America.

SECTION 27: Application of Chapter 1208, Government Code. Chapter 1208, Government Code, applies to the issuance of the Bonds and the pledge of the taxes granted by the City under Section 10 of this Ordinance, and such pledge is therefore valid, effective and perfected. If Texas law is amended at any time while the Bonds are outstanding and unpaid such that the pledge of the taxes granted by the City under Section 10 of this Ordinance is to be subject to the filing requirements of Chapter 10, Business & Commerce Code, then in order to preserve to the registered owners of the Bonds the perfection of the security interest in said pledge, the City agrees to take such measures as it determines are reasonable and necessary under Texas law to comply with the applicable provisions of Chapter 10, Business & Commerce Code and enable a filing to perfect the security interest in said pledge to occur.

SECTION 28: Effect of Headings. The Section headings herein are for convenience only and shall not affect the construction hereof.

SECTION 29: Construction of Terms. If appropriate in the context of this Ordinance, words of the singular number shall be considered to include the plural, words of the plural number shall be considered to include the singular, and words of the masculine, feminine or neutral gender shall be considered to include the other genders.

SECTION 30: Severability. If any provision of this Ordinance or the application thereof to any circumstance shall be held to be invalid, the remainder of this Ordinance and the application thereof to other circumstances shall nevertheless be valid, and the City Council hereby declares that this Ordinance would have been enacted without such invalid provision.

SECTION 31: Continuing Disclosure Undertaking.

- (a) *Definitions.* As used in this Section, the following terms have the meanings ascribed to such terms below:

"EMMA" means the Electronic Municipal Market Access system.

"MSRB" means the Municipal Securities Rulemaking Board.

"Rule" means SEC Rule 15c2-12, as amended from time to time.

"SEC" means the United States Securities and Exchange Commission.

- (b) *Annual Reports.* The City shall provide annually to the MSRB's EMMA system, within six months after the end of each fiscal year (beginning with the fiscal year ending September 30, 2016) financial information and operating data with respect to the City of the general type included in the final Official Statement approved by Section 17 of this Ordinance, being the information described in Exhibit B hereto. Financial statements to be provided shall be (1) prepared in accordance with the accounting principles described in Exhibit B hereto and (2) audited, if the City commissions an audit of such statements and the audit is completed within the period during which they must be provided. If audited financial statements are not available at the time the financial information and operating data must be provided, then the City shall provide unaudited financial statements for the applicable fiscal year to the MSRB's EMMA system with the financial information and operating data and will file the annual audit report when and if the same becomes available. If the City changes its fiscal year, it will notify the MSRB's EMMA system of the change (and of the date of the new fiscal year end) prior to the next date by which the City otherwise would be required to provide financial information and operating data pursuant to this Section. The financial information and operating data to be provided pursuant to this Section may be set forth in full in one or more documents or may be included by specific reference to any document (including an official statement or other offering document, if it is available from the MSRB) that theretofore has been provided to the MSRB's EMMA system or filed with the SEC.
- (c) *Material Event Notices.* The City shall notify the MSRB's EMMA system, in a timely manner, and not more than ten (10) business days after the occurrence of an event, of any of the following events with the respect to the Bonds:
1. Principal and interest payment delinquencies;
 2. Non-payment related defaults, if material;
 3. Unscheduled draws on debt service reserves reflecting financial difficulties;
 4. Unscheduled draws on credit enhancements reflecting financial difficulties;
 5. Substitution of credit or liquidity providers, or their failure to perform;

6. Adverse tax opinions, the issuance by the Internal Revenue Service of proposed or final determinations of taxability, Notices of Proposed Issue (IRS Form 5701-TEB), or other material notices or determinations with respect to the tax-exempt status of the Bonds, or other material events affecting the tax-exempt status of the Bonds;
7. Modifications to rights of holders of the Bonds, if material;
8. Bond calls, if material, and tender offers;
9. Defeasances;
10. Release, substitution, or sale of property securing repayment of the Bonds, if material;
11. Rating changes;
12. Bankruptcy, insolvency, receivership, or similar event of the Issuer, which shall occur as described below;
13. The consummation of a merger, consolidation, or acquisition involving the Issuer or the sale of all or substantially all of its assets, other than in the ordinary course of business, the entry into a definitive agreement to undertake such an action or the termination of a definitive agreement relating to any such actions, other than pursuant to its terms, if material; and
14. Appointment of a successor or additional trustee or the change of name of a trustee, if material.

The City shall also notify the MSRB's EMMA system, in a timely manner, of any failure by the City to provide financial information or operating data in accordance with subsection (b) of this Section by the time required by such Section.

- (d) *Limitations, Disclaimers, and Amendments.* The City shall be obligated to observe and perform the covenants specified in this Section while, but only while, the City remains an "obligated person" with respect to the Bonds within the meaning of the Rule, except that the City in any event will give the notice required by subsection (c) hereof of any Bond calls and defeasance that cause the City to be no longer such an "obligated person."

The provisions of this Section are for the sole benefit of the Holders and beneficial owners of the Bonds, and nothing in this Section, express or implied, shall give any benefit or any legal or equitable right, remedy, or claim hereunder to any other person. The City undertakes to provide only the financial information, operating data, financial statements, and notices which it has expressly agreed to provide pursuant to this Section and does not hereby undertake to provide any other information that may be relevant or material to a complete representation of the City's financial results, condition, or prospects or hereby undertake to update any information provided in accordance with this Section or otherwise, except as expressly provided herein. The City does not make any representation or warranty concerning such information or its usefulness to a decision to invest in or sell Bonds at any future date.

UNDER NO CIRCUMSTANCES SHALL THE CITY BE LIABLE TO THE HOLDER OR BENEFICIAL OWNER OF ANY BOND OR ANY OTHER PERSON, IN CONTRACT OR TORT, FOR DAMAGES RESULTING IN WHOLE OR IN PART FROM ANY BREACH BY THE CITY, WHETHER NEGLIGENT OR WITHOUT FAULT ON ITS PART, OF ANY COVENANT SPECIFIED IN THIS SECTION, BUT EVERY RIGHT AND REMEDY OF ANY SUCH PERSON, IN CONTRACT OR TORT, FOR OR ON ACCOUNT OF ANY SUCH BREACH SHALL BE LIMITED TO AN ACTION FOR MANDAMUS OR SPECIFIC PERFORMANCE.

No default by the City in observing or performing its obligations under this Section shall constitute a breach of or default under this Ordinance for purposes of any other provision of the Ordinance.

Nothing in this Section is intended or shall act to disclaim, waive, or otherwise limit the duties of the City under federal and state security laws.

The provisions of this Section may be amended by the City from time to time to adapt to changed circumstances resulting from a change in legal requirements, a change in law, or a change in identity, nature, status, or type of operations of the City, but only if (1) the provisions of this Section, as so amended, would have permitted an underwriter to purchase or sell Bonds in the primary offering of the Bonds in compliance with the Rule, taking into account any amendments or interpretations of the Rule to the date of such amendment, as well as such changed circumstances, and (2) either (a) the Holders of a majority in aggregate principal amount (or any greater amount required by any other provision of this Ordinance that authorizes such an amendment) of the Outstanding Bonds consent to such amendment or (b) a person that is unaffiliated with the City (such as nationally recognized bond counsel) determines that such amendment will not materially impair the interests of the Holders and beneficial owners of the Bonds. If the City so amends the provisions of this Section, it shall include with any amended financial information or operating data next provided in accordance with subsection (b) an explanation, in narrative form, of the reasons for the amendment and of the impact of any change in the type of financial information of operating data so provided.

SECTION 32: Further Procedures. The officers and employees of the City are hereby authorized and directed from time to time and at any time to do and perform all such acts and things and to execute, acknowledge and deliver in the name and on behalf of and under the corporate seal of the City all such instruments, whether mentioned herein or not, as may be necessary or desirable in order to carry out the terms and provisions of this Ordinance, the initial sale and delivery of the Bonds, the Paying Agent/Registrar Agreement, and the Official Statement. In addition, prior to the initial delivery of the Bonds, the Mayor, the City Manager, and Bond Counsel are hereby authorized and directed to approve any technical changes or corrections to this Ordinance or to any of the instruments authorized and approved by this Ordinance necessary in order to (i) correct any ambiguity or mistake or properly or more completely document the transactions contemplated and approved by this Ordinance and as described in the Official Statement, (ii) obtain a rating from any of the national bond rating agencies, or (iii) obtain the approval of the Bonds by the Attorney General of Texas. In the event that any officer of the City whose signature shall appear on any certificate shall cease to be such officer before the delivery of such certificate, such signature nevertheless shall be valid and sufficient for all purposes the same as if such officer had remained in office until such delivery.

SECTION 33: Public Meeting. It is officially found, determined, and declared that the meeting at which this Ordinance is adopted was open to the public and public notice of the time, place, and subject matter of the public business to be considered at such meeting, including this Ordinance, was given, all as required by Chapter 551, Texas Government Code, as amended.

SECTION 34: Effective Date. This Ordinance shall be in force and effect from and after its passage.

[EXECUTION PAGE FOLLOWS]

PASSED AND ADOPTED, this _____, 2017.

CITY OF BELLAIRE, TEXAS

Mayor

ATTEST:

City Clerk

(City Seal)

Attachment: Bond Ordinance Series 2017A (00189449) (2292 : Series 2017A General Obligation Bonds)

EXHIBIT "A"

PAYING AGENT/REGISTRAR AGREEMENT

Attachment: Bond Ordinance Series 2017A (00189449) (2292 : Series 2017A General Obligation Bonds)

EXHIBIT "B"**ANNUAL FINANCIAL INFORMATION**

The City will provide certain updated financial information and operating data to certain information vendors annually. The information to be updated includes all quantitative financial information and operating data with respect to the City of the general type included in the Official Statement in APPENDIX B and under the schedules listed in the Official Statement in APPENDIX B. The City will update and provide this information within six months after the end of each fiscal year. The City will provide the updated information to the MSRB's EMMA system.

The City may provide updated information in full text or in such other form consistent with the agreement, or may incorporate by reference certain other publicly available documents, as permitted by Rule 15c2-12 (the "Rule"). The updated information will include audited financial statements, if the City commissions an audit and it is completed by the required time. If audited financial statements are not provided by that time, the City will provide audited financial statements when and if they become available, but if such audited financial statements are unavailable, the City will provide such financial statements on an unaudited basis within the required time. Any such financial statements will be prepared in accordance with the accounting principles described in the Official Statement in APPENDIX B or such other accounting principles as the City may be required to employ from time to time pursuant to state law or regulation.