

CITY OF BELLAIRE TEXAS

MAYOR AND COUNCIL

NOVEMBER 20, 2017

Council Chamber and Council Conference Room
6:00 PM

Regular Session

7008 S. RICE AVENUE
BELLAIRE, TX 77401



Mayor

Andrew S. Friedberg

Mayor Pro Tem

Roman F. Reed

Council Member

Gus E. Pappas

Council Member

Michael Fife

Council Member

Trisha S. Pollard

Council Member

Pat B. McLaughlan

Council Member

David R. Montague

Mission Statement:

The City of Bellaire is dedicated to outstanding quality service and facilities to ensure an open, progressive, and secure community.

REGULAR SESSION - 6:00 P.M.**I. OFFICIAL CANVASS OF GENERAL AND SPECIAL ELECTIONS****A. Call to Order - Andrew S. Friedberg, Mayor.****B. Announcement of a Quorum - Andrew S. Friedberg, Mayor.****C. Tabulation of Votes:**

Tabulation of the total number of votes received in each precinct (128, 182, 214, 215, and 268) and the sum of the precinct totals cast in the City of Bellaire, Texas, General Election held on the 7th day of November, 2017, for the purpose of electing a Mayor, Councilman - Position No. 1, Councilman - Position No. 3, and Councilman - Position No. 5, and in the Special Election held on the 7th day of November, 2017, for the purpose of amending the Charter of the City of Bellaire, Texas - Submitted by Tracy L. Dutton, City Clerk; tabulation to be read by Tracy L. Dutton, City Clerk, and Paul A. Hofmann, City Manager; tabulation prepared by the Elections Division of the Harris County Clerk's office.

D. Adoption of Ordinance Canvassing Returns and Declaring Results:

Consideration of and possible action on the adoption of an ordinance of the City Council of the City of Bellaire, Texas, canvassing the returns and declaring the results of the City of Bellaire, Texas, General Election held on the 7th day of November, 2017, for the purpose of electing a Mayor, Councilman - Position No. 1, Councilman - Position No. 3, and Councilman - Position No. 5, and canvassing the returns and declaring the results of the Special Election held on the 7th day of November, 2017, for the purpose of amending the Charter of the City of Bellaire, Texas - Submitted by Tracy L. Dutton, City Clerk.

E. Certificates of Election:

Issuance of a Certificate of Election to each candidate elected to the office of Mayor, Councilman - Position No. 1, Councilman - Position No. 3, and Councilman - Position No. 5 - Issuance by Andrew S. Friedberg, Mayor; submitted by Tracy L. Dutton, City Clerk.

F. Adjourn.

[NOTE: THE OFFICIAL CANVASS IS ANTICIPATED TO CONCLUDE, AND THE REGULAR SESSION TO CONTINUE, AT APPROXIMATELY 7:00 P.M.]

II. REGULAR MEETING

A. Call to Order - Andrew S. Friedberg, Mayor.**B. Announcement of a Quorum - Andrew S. Friedberg, Mayor.****C. Inspirational Reading and/or Invocation - Trisha S. Pollard, Council Member.****D. Pledges to the Flags - Trisha S. Pollard, Council Member.****1. U.S. Pledge of Allegiance:**

I pledge allegiance to the Flag of the United States of America, and to the Republic for which it stands, one Nation under God, indivisible, with liberty and justice for all.

2. Pledge to the Texas Flag:

Honor the Texas flag; I pledge allegiance to thee, Texas, one state under God, one and indivisible.

E. Recognition of Proclamation:

Issuance of a proclamation proclaiming the 19th day of October, 2017, as Diwali Day in the City of Bellaire, Texas, and encouraging residents of all faiths and backgrounds to share in the spirit of Diwali and in celebration of Indian culture, customs and traditions - Submitted by Andrew S. Friedberg, Mayor.

F. Approval or Correction of Minutes:

Consideration of and possible action on the adoption of the minutes of the Special Session of the City Council of the City of Bellaire, Texas, held on Monday, October 9, 2017 - Submitted by Tracy L. Dutton, City Clerk.

Mayor and Council - Special Session - Oct 9, 2017 6:00 PM

{Note: The minutes dated October 2, 2017, are still being prepared and will be presented to City Council for consideration at a later date.}

G. Personal/Audience Comments.

In order to address the City Council, please complete a sign-up sheet (located at the entrance to the Council Chamber), and submit it to City Clerk Tracy L. Dutton prior to the time for personal/audience comments. Each speaker shall have a time limit of up to five (5) minutes, with no extension, and with notice after four (4) minutes that one (1) minute is left. In the event of pressing business before the City Council or matters requiring its immediate attention or action, the City Council may, prior to the opening of audience comments, set a different maximum time limit for each speaker by a vote of four (4) members of the City Council.

The purpose of this item is to allow the residents of Bellaire and other interested persons an opportunity to address the City Council on agenda issues and on non-agenda issues that are a matter of the jurisdiction of the City Council (i.e., City policy and legislative issues). Non-agenda issues regarding daily operational or administrative matters should be first dealt with at the administrative level by calling City Hall at (713) 662-8222 during business hours.

[Note: The Texas Open Meetings Act, Texas Government Code, Chapter 551, prohibits the City Council from fully discussing, debating, or considering subjects for which public notice has not been given on the agenda. Issues that cannot be referred to the City Staff for action may be placed on the agenda of a future City Council Session.]

H. Reports and Presentations:

1. City Manager's Report regarding communication, field and personnel updates, calendar reminders, and notes of appreciation - Submitted by Paul A. Hofmann, City Manager.
2. Presentation of the FY 2017 Fourth Quarter Report for the City of Bellaire, Texas - Submitted by Terrence Beaman, Chief Financial Officer.
3. Report on the Texas Municipal League (TML) Conference - Submitted by Trisha S. Pollard, Council Member.

I. New Business:

Adoption of Ordinance:

Consideration of and possible action on the adoption of an ordinance of the City Council of the City of Bellaire, Texas, amending Chapter 33, Telecommunications, of the Code of Ordinances of the City of Bellaire, Texas ("City Code"), for the purpose of adding a new article, Article II, to address regulations related to small cell network facilities in public rights-of-way - Submitted by ChaVonne Sampson, Interim Director of Development Services.

J. Community Interest Items from the Mayor and City Council.

It is the intent of this item to provide members of the City Council the opportunity to make a report about items of community interest, which may include expressions of thanks, congratulations, or condolence; information regarding holiday schedules; honorary recognition of City officials, employees, or other citizens or entities; reminders of upcoming events sponsored by the City or another entity that is scheduled to be attended by a City official or City employee; and announcements involving an imminent threat to the public health and safety of people in Bellaire that has arisen after the posting of the agenda.

No action may be taken on a reported item of community interest, and no possible action discussed except a proposal to place the subject on the agenda for a subsequent meeting.

See Texas Government Code, Chapter 551, Open Meetings Act, Section 551.0415.

K. Adjourn.

III. CLOSED MEETING

A. Call to Order - Andrew S. Friedberg, Mayor.**B. Announcement of a Quorum - Andrew S. Friedberg, Mayor.****C. Retire into Closed Meeting in the Council Conference Room:**

Retire into closed meeting pursuant to the *Texas Government Code, Chapter 551, Open Meetings Act, Section 551.071, Consultation with Attorney; Closed Meeting*, to seek advice on legal matters related to the Linbeck construction contract.

D. Reconvene in Open Meeting in the Council Chamber:

Reconvene in open meeting and take action, if any, on items discussed in the closed meeting.

E. Adjourn.



**SCHEDULED
ORDINANCE (ID # 2384)**

Item Title:

Tabulation of the total number of votes received in each precinct (128, 182, 214, 215, and 268) and the sum of the precinct totals cast in the City of Bellaire, Texas, General Election held on the 7th day of November, 2017, for the purpose of electing a Mayor, Councilman - Position No. 1, Councilman - Position No. 3, and Councilman - Position No. 5, and in the Special Election held on the 7th day of November, 2017, for the purpose of amending the Charter of the City of Bellaire, Texas - Submitted by Tracy L. Dutton, City Clerk; tabulation to be read by Tracy L. Dutton, City Clerk, and Paul A. Hofmann, City Manager; tabulation prepared by the Elections Division of the Harris County Clerk's office.

Background/Summary:

The City of Bellaire, Texas ("City"), held its General Election on Tuesday, November 7, 2017, for the purpose of electing a Mayor, Councilman--Position No. 1, Councilman--Position No. 3, and Councilman--Position No. 5 for the City Council.

In addition, the City held a Special Election on Tuesday, November 7, 2017, for the purpose of amending the *Charter of the City of Bellaire, Texas*.

According to the *Texas Election Code, Chapter 67, Canvassing Elections, Section 67.004, Procedure for the local canvass*, the canvass is the official tabulation of the ballots cast and votes received in each precinct for early voting and on Election Day and the sum of the precinct totals for the offices of Mayor, Councilman--Position No. 1, Councilman--Position No. 3, and Councilman--Position No. 5 and for and against Propositions A through R amending the Charter of the City of Bellaire, Texas.

Previous Council Action Summary:

N/A

Fiscal Impact:

N/A

Recommendation:

No action required.

ATTACHMENTS:

- Official Canvass Reports (PDF)

**City of Bellaire Canvass Report — Total Voters — Official
Harris County, Texas — General and Special Elections — November 07, 2017**

11/14/2017 02:09 PM
Precincts Reporting 1,012 of 1,012 = 100.00%
District Precincts Reporting 5 of 5 = 100.00%

Page 1 of 22

Total Number of Voters: 150,174 of 2,233,533 = 6.72%
Number of District Voters: 150,174 of 2,233,533 = 6.72%

City of Bellaire, Mayor

Precinct	Early Ballots Cast	Election Ballots Cast	Total Ballots Cast	Registered Voters	Percent Turnout	Andrew Friedberg	Robert Riquelmy	Totals
0128	102	329	431	2,338	18.43%	369	39	408
0182	80	406	486	3,516	13.82%	406	54	460
0214	80	254	334	1,921	17.39%	285	34	319
0215	77	342	419	2,269	18.47%	352	46	398
0268	66	369	435	2,556	17.02%	367	37	404
Totals:	405	1,700	2,105	12,600		1,779	210	1,989

City of Bellaire Canvass Report — Total Voters — Official
Harris County, Texas — General and Special Elections — November 07, 2017

11/14/2017 02:09 PM
 Precincts Reporting 1,012 of 1,012 = 100.00%
 District Precincts Reporting 5 of 5 = 100.00%

Page 2 of 22

Total Number of Voters: 150,174 of 2,233,533 = 6.72%
 Number of District Voters: 150,174 of 2,233,533 = 6.72%

City of Bellaire, Councilman - Position No. 1

Precinct	Early Ballots Cast	Election Ballots Cast	Total Ballots Cast	Registered Voters	Percent Turnout	Neil Verma	Kevin Newman	Totals
0128	102	329	431	2,338	18.43%	258	129	387
0182	80	406	486	3,516	13.82%	288	161	429
0214	80	254	334	1,921	17.39%	191	111	302
0215	77	342	419	2,269	18.47%	263	106	369
0268	66	369	435	2,556	17.02%	278	102	380
Totals:	405	1,700	2,105	12,600		1,258	609	1,867

**City of Bellaire Canvass Report — Total Voters — Official
Harris County, Texas — General and Special Elections — November 07, 2017**

11/14/2017 02:09 PM
Precincts Reporting 1,012 of 1,012 = 100.00%
District Precincts Reporting 5 of 5 = 100.00%

Page 3 of 22

Total Number of Voters: 150,174 of 2,233,533 = 6.72%
Number of District Voters: 150,174 of 2,233,533 = 6.72%

City of Bellaire, Councilman - Position No. 3

Precinct	Early Ballots Cast	Election Ballots Cast	Total Ballots Cast	Registered Voters	Percent Turnout	Gus E. Pappas	Totals
0128	102	329	431	2,338	18.43%	334	334
0182	80	406	486	3,516	13.82%	364	364
0214	80	254	334	1,921	17.39%	267	267
0215	77	342	419	2,269	18.47%	322	322
0288	66	369	435	2,556	17.02%	329	329
Totals:	405	1,700	2,105	12,600		1,616	1,616

**City of Bellaire Canvass Report — Total Voters — Official
Harris County, Texas — General and Special Elections — November 07, 2017**

11/14/2017 02:09 PM
Precincts Reporting 1,012 of 1,012 = 100.00%
District Precincts Reporting 5 of 5 = 100.00%

Page 4 of 22

Total Number of Voters: 150,174 of 2,233,533 = 6.72%
Number of District Voters: 150,174 of 2,233,533 = 6.72%

City of Bellaire, Councilman - Position No. 5

Precinct	Early Ballots Cast	Election Ballots Cast	Total Ballots Cast	Registered Voters	Percent Turnout	Michael Fife	Jim Avioili Sr.	Totals
0128	102	329	431	2,338	18.43%	234	156	390
0182	80	406	486	3,516	13.82%	245	198	443
0214	80	254	334	1,921	17.39%	174	128	302
0215	77	342	419	2,269	18.47%	232	149	381
0268	66	369	435	2,556	17.02%	245	151	396
Totals:	405	1,700	2,105	12,600		1,130	782	1,912

City of Bellaire Canvass Report — Total Voters — Official
Harris County, Texas — General and Special Elections — November 07, 2017
 Page 5 of 22

11/14/2017 02:09 PM

Precincts Reporting 1,012 of 1,012 = 100.00%
 District Precincts Reporting 5 of 5 = 100.00%

Total Number of Voters: 150,174 of 2,233,533 = 6.72%
 Number of District Voters: 150,174 of 2,233,533 = 6.72%

City of Bellaire, PROPOSITION A

Precinct	Early Ballots Cast	Election Ballots Cast	Total Ballots Cast	Registered Voters	Percent Turnout	FOR	AGAINST	Totals
0128	102	329	431	2,338	18.43%	350	42	392
0182	80	406	486	3,516	13.82%	389	72	461
0214	80	254	334	1,921	17.39%	264	49	313
0215	77	342	419	2,269	18.47%	350	46	396
0268	66	369	435	2,556	17.02%	354	46	400
Totals:	405	1,700	2,105	12,600		1,707	255	1,962

**City of Bellaire Canvass Report — Total Voters — Official
Harris County, Texas — General and Special Elections — November 07, 2017**

11/14/2017 02:09 PM

Precincts Reporting 1,012 of 1,012 = 100.00%
District Precincts Reporting 5 of 5 = 100.00%

Page 6 of 22

Total Number of Voters: 150,174 of 2,233,533 = 6.72%
Number of District Voters: 150,174 of 2,233,533 = 6.72%

City of Bellaire, PROPOSITION B

Precinct	Early Ballots Cast	Election Ballots Cast	Total Ballots Cast	Registered Voters	Percent Turnout	FOR	AGAINST	Totals
0128	102	329	431	2,338	18.43%	355	42	397
0182	80	406	486	3,516	13.82%	423	43	466
0214	80	254	334	1,921	17.39%	295	23	318
0215	77	342	419	2,269	18.47%	362	38	400
0268	66	369	435	2,556	17.02%	365	33	398
Totals:	405	1,700	2,105	12,600		1,800	179	1,979

**City of Bellaire Canvass Report — Total Voters — Official
Harris County, Texas — General and Special Elections — November 07, 2017**

11/14/2017 02:09 PM

Precincts Reporting 1,012 of 1,012 = 100.00%
District Precincts Reporting 5 of 5 = 100.00%

Page 7 of 22

Total Number of Voters: 150,174 of 2,233,533 = 6.72%
Number of District Voters: 150,174 of 2,233,533 = 6.72%

City of Bellaire, PROPOSITION C

Precinct	Early Ballots Cast	Election Ballots Cast	Total Ballots Cast	Registered Voters	Percent Turnout	FOR	AGAINST	Totals
0128	102	329	431	2,338	18.43%	296	89	385
0182	80	406	486	3,516	13.82%	354	108	462
0214	80	254	334	1,921	17.39%	250	62	312
0215	77	342	419	2,269	18.47%	326	70	396
0268	66	369	435	2,556	17.02%	324	74	398
Totals:	405	1,700	2,105	12,600		1,550	403	1,953

**City of Bellaire Canvass Report — Total Voters — Official
Harris County, Texas — General and Special Elections — November 07, 2017**

11/14/2017 02:09 PM
Precincts Reporting 1,012 of 1,012 = 100.00%
District Precincts Reporting 5 of 5 = 100.00%

Page 8 of 22

Total Number of Voters: 150,174 of 2,233,533 = 6.72%
Number of District Voters: 150,174 of 2,233,533 = 6.72%

City of Bellaire, PROPOSITION D

Precinct	Early Ballots Cast	Election Ballots Cast	Total Ballots Cast	Registered Voters	Percent Turnout	FOR	AGAINST	Totals
0128	102	329	431	2,338	18.43%	293	98	391
0182	80	406	486	3,516	13.82%	342	110	452
0214	80	254	334	1,921	17.39%	233	79	312
0215	77	342	419	2,269	18.47%	304	92	396
0268	66	369	435	2,556	17.02%	302	86	388
Totals:	405	1,700	2,105	12,600		1,474	465	1,939

**City of Bellaire Canvass Report — Total Voters — Official
Harris County, Texas — General and Special Elections — November 07, 2017**

11/14/2017 02:09 PM

Precincts Reporting 1,012 of 1,012 = 100.00%
District Precincts Reporting 5 of 5 = 100.00%

Page 9 of 22

Total Number of Voters: 150,174 of 2,233,533 = 6.72%
Number of District Voters: 150,174 of 2,233,533 = 6.72%

City of Bellaire, PROPOSITION E

Precinct	Early Ballots Cast	Election Ballots Cast	Total Ballots Cast	Registered Voters	Percent Turnout	FOR	AGAINST	Totals
0128	102	329	431	2,338	18.43%	361	36	397
0182	80	406	486	3,516	13.82%	412	58	470
0214	80	254	334	1,921	17.39%	290	25	315
0215	77	342	419	2,269	18.47%	359	40	399
0288	66	369	435	2,556	17.02%	372	31	403
Totals:	405	1,700	2,105	12,600		1,794	190	1,984

City of Bellaire Canvass Report — Total Voters — Official
Harris County, Texas — General and Special Elections — November 07, 2017

11/14/2017 02:09 PM
 Precincts Reporting 1,012 of 1,012 = 100.00%
 District Precincts Reporting 5 of 5 = 100.00%

Page 10 of 22

Total Number of Voters: 150,174 of 2,233,533 = 6.72%
 Number of District Voters: 150,174 of 2,233,533 = 6.72%

City of Bellaire, PROPOSITION F

Precinct	Early Ballots Cast	Election Ballots Cast	Total Ballots Cast	Registered Voters	Percent Turnout	FOR	AGAINST	Totals
0128	102	329	431	2,338	18.43%	346	43	389
0182	80	406	486	3,516	13.82%	407	56	463
0214	80	254	334	1,921	17.39%	273	38	311
0215	77	342	419	2,269	18.47%	360	37	397
0268	66	369	435	2,556	17.02%	346	48	394
Totals:	405	1,700	2,105	12,600		1,732	222	1,954

**City of Bellaire Canvass Report — Total Voters — Official
Harris County, Texas — General and Special Elections — November 07, 2017**

11/14/2017 02:09 PM

Precincts Reporting 1,012 of 1,012 = 100.00%
District Precincts Reporting 5 of 5 = 100.00%

Page 11 of 22

Total Number of Voters: 150,174 of 2,233,533 = 6.72%
Number of District Voters: 150,174 of 2,233,533 = 6.72%

City of Bellaire, PROPOSITION G

Precinct	Early Ballots Cast	Election Ballots Cast	Total Ballots Cast	Registered Voters	Percent Turnout	FOR	AGAINST	Totals
0128	102	329	431	2,338	18.43%	355	38	393
0182	80	406	486	3,516	13.82%	407	54	461
0214	80	254	334	1,921	17.39%	262	48	310
0215	77	342	419	2,269	18.47%	340	55	395
0268	66	369	435	2,556	17.02%	356	38	394
Totals:	405	1,700	2,105	12,600		1,720	233	1,953

**City of Bellaire Canvass Report — Total Voters — Official
Harris County, Texas — General and Special Elections — November 07, 2017**

11/14/2017 02:09 PM
Precincts Reporting 1,012 of 1,012 = 100.00%
District Precincts Reporting 5 of 5 = 100.00%

Page 12 of 22

Total Number of Voters: 150,174 of 2,233,533 = 6.72%
Number of District Voters: 150,174 of 2,233,533 = 6.72%

City of Bellaire, PROPOSITION H

Precinct	Early Ballots Cast	Election Ballots Cast	Total Ballots Cast	Registered Voters	Percent Turnout	FOR	AGAINST	Totals
0128	102	329	431	2,338	18.43%	336	54	390
0182	80	406	486	3,516	13.82%	380	77	457
0214	80	254	334	1,921	17.39%	253	58	311
0215	77	342	419	2,269	18.47%	337	51	388
0268	66	369	435	2,556	17.02%	363	38	401
Totals:	405	1,700	2,105	12,600		1,569	278	1,947

**City of Bellaire Canvass Report — Total Voters — Official
Harris County, Texas — General and Special Elections — November 07, 2017**

11/14/2017 02:09 PM
Precincts Reporting 1,012 of 1,012 = 100.00%
District Precincts Reporting 5 of 5 = 100.00%

Page 13 of 22

Total Number of Voters: 150,174 of 2,233,533 = 6.72%
Number of District Voters: 150,174 of 2,233,533 = 6.72%

City of Bellaire, PROPOSITION I

Precinct	Early Ballots Cast	Election Ballots Cast	Total Ballots Cast	Registered Voters	Percent Turnout	FOR	AGAINST	Totals
0128	102	329	431	2,338	18.43%	344	40	384
0182	80	406	486	3,516	13.82%	403	55	458
0214	80	254	334	1,921	17.39%	271	35	306
0215	77	342	419	2,269	18.47%	347	47	394
0268	66	369	435	2,556	17.02%	353	42	395
Totals:	405	1,700	2,105	12,600		1,718	219	1,937

City of Bellaire Canvass Report — Total Voters — Official
Harris County, Texas — General and Special Elections — November 07, 2017
 Page 14 of 22

11/14/2017 02:09 PM

Precincts Reporting 1,012 of 1,012 = 100.00%
 District Precincts Reporting 5 of 5 = 100.00%

Total Number of Voters: 150,174 of 2,233,533 = 6.72%
 Number of District Voters: 150,174 of 2,233,533 = 6.72%

City of Bellaire, PROPOSITION J

Precinct	Early Ballots Cast	Election Ballots Cast	Total Ballots Cast	Registered Voters	Percent Turnout	FOR	AGAINST	Totals
0128	102	329	431	2,338	18.43%	339	46	385
0182	80	406	486	3,516	13.82%	381	70	451
0214	80	254	334	1,921	17.39%	270	42	312
0215	77	342	419	2,269	18.47%	340	54	394
0268	66	369	435	2,556	17.02%	352	40	392
Totals:	405	1,700	2,105	12,600		1,682	252	1,934

**City of Bellaire Canvass Report — Total Voters — Official
Harris County, Texas — General and Special Elections — November 07, 2017**

11/14/2017 02:09 PM

Precincts Reporting 1,012 of 1,012 = 100.00%
District Precincts Reporting 5 of 5 = 100.00%

Page 15 of 22

Total Number of Voters: 150,174 of 2,233,533 = 6.72%
Number of District Voters: 150,174 of 2,233,533 = 6.72%

City of Bellaire, PROPOSITION K

Precinct	Early Ballots Cast	Election Ballots Cast	Total Ballots Cast	Registered Voters	Percent Turnout	FOR	AGAINST	Totals
0128	102	329	431	2,338	18.43%	324	56	380
0182	80	406	486	3,516	13.82%	372	75	447
0214	80	254	334	1,921	17.39%	266	46	312
0215	77	342	419	2,269	18.47%	344	46	390
0268	66	369	435	2,556	17.02%	337	51	388
Totals:	405	1,700	2,105	12,600		1,643	274	1,917

**City of Bellaire Canvass Report — Total Voters — Official
Harris County, Texas — General and Special Elections — November 07, 2017**

11/14/2017 02:09 PM

Precincts Reporting 1,012 of 1,012 = 100.00%
District Precincts Reporting 5 of 5 = 100.00%

Page 16 of 22

Total Number of Voters: 150,174 of 2,233,533 = 6.72%
Number of District Voters: 150,174 of 2,233,533 = 6.72%

City of Bellaire, PROPOSITION L							
Precinct	Early Ballots Cast	Election Ballots Cast	Total Ballots Cast	Registered Voters	Percent Turnout	FOR	AGAINST Totals
0128	102	329	431	2,338	18.43%	330	48 378
0182	80	406	486	3,516	13.82%	377	75 452
0214	80	254	334	1,921	17.39%	273	36 309
0215	77	342	419	2,269	18.47%	338	49 387
0268	66	369	435	2,556	17.02%	337	47 384
Totals:	405	1,700	2,105	12,600		1,655	255 1,910

**City of Bellaire Canvass Report — Total Voters — Official
Harris County, Texas — General and Special Elections — November 07, 2017**

11/14/2017 02:09 PM
Precincts Reporting 1,012 of 1,012 = 100.00%
District Precincts Reporting 5 of 5 = 100.00%

Page 17 of 22

Total Number of Voters: 150,174 of 2,233,533 = 6.72%
Number of District Voters: 150,174 of 2,233,533 = 6.72%

City of Bellaire, PROPOSITION M

Precinct	Early Ballots Cast	Election Ballots Cast	Total Ballots Cast	Registered Voters	Percent Turnout	FOR	AGAINST	Totals
0128	102	329	431	2,338	18.43%	322	56	378
0182	80	406	486	3,516	13.82%	367	82	449
0214	80	254	334	1,921	17.39%	264	44	308
0215	77	342	419	2,269	18.47%	338	48	386
0268	66	369	435	2,556	17.02%	341	44	385
Totals:	405	1,700	2,105	12,600		1,632	274	1,906

**City of Bellaire Canvass Report — Total Voters — Official
Harris County, Texas — General and Special Elections — November 07, 2017**

11/14/2017 02:09 PM
Precincts Reporting 1,012 of 1,012 = 100.00%
District Precincts Reporting 5 of 5 = 100.00%

Page 18 of 22

Total Number of Voters: 150,174 of 2,233,533 = 6.72%
Number of District Voters: 150,174 of 2,233,533 = 6.72%

City of Bellaire, PROPOSITION N

Precinct	Early Ballots Cast	Election Ballots Cast	Total Ballots Cast	Registered Voters	Percent Turnout	FOR	AGAINST	Totals
0128	102	329	431	2,338	18.43%	321	58	379
0182	80	406	486	3,516	13.82%	392	60	452
0214	80	254	334	1,921	17.39%	280	36	316
0215	77	342	419	2,269	18.47%	339	49	388
0268	66	369	435	2,556	17.02%	341	44	385
Totals:	405	1,700	2,105	12,600		1,673	247	1,920

**City of Bellaire Canvass Report — Total Voters — Official
Harris County, Texas — General and Special Elections — November 07, 2017**

11/14/2017 02:09 PM
Precincts Reporting 1,012 of 1,012 = 100.00%
District Precincts Reporting 5 of 5 = 100.00%

Page 19 of 22

Total Number of Voters: 150,174 of 2,233,533 = 6.72%
Number of District Voters: 150,174 of 2,233,533 = 6.72%

City of Bellaire, PROPOSITION O

Precinct	Early Ballots Cast	Election Ballots Cast	Total Ballots Cast	Registered Voters	Percent Turnout	FOR	AGAINST	Totals
0128	102	329	431	2,338	18.43%	278	80	358
0182	80	406	486	3,516	13.82%	329	97	426
0214	80	254	334	1,921	17.39%	214	84	298
0215	77	342	419	2,269	18.47%	292	82	374
0268	66	369	435	2,556	17.02%	282	81	363
Totals:	405	1,700	2,105	12,600		1,395	424	1,819

**City of Bellaire Canvass Report — Total Voters — Official
Harris County, Texas — General and Special Elections — November 07, 2017**

11/14/2017 02:09 PM

Precincts Reporting 1,012 of 1,012 = 100.00%
District Precincts Reporting 5 of 5 = 100.00%

Page 20 of 22

Total Number of Voters: 150,174 of 2,233,533 = 6.72%
Number of District Voters: 150,174 of 2,233,533 = 6.72%

City of Bellaire, PROPOSITION P

Precinct	Early Ballots Cast	Election Ballots Cast	Total Ballots Cast	Registered Voters	Percent Turnout	FOR	AGAINST	Totals
0128	102	329	431	2,338	18.43%	274	65	339
0182	80	406	486	3,516	13.82%	333	82	415
0214	80	254	334	1,921	17.39%	216	61	277
0215	77	342	419	2,269	18.47%	296	69	365
0268	66	369	435	2,556	17.02%	283	58	341
Totals:	405	1,700	2,105	12,600		1,402	335	1,737

**City of Bellaire Canvass Report — Total Voters — Official
Harris County, Texas — General and Special Elections — November 07, 2017**

Page 21 of 22

11/14/2017 02:09 PM

Total Number of Voters: 150,174 of 2,233,533 = 6.72%

Precincts Reporting 1,012 of 1,012 = 100.00%

Number of District Voters: 150,174 of 2,233,533 = 6.72%

District Precincts Reporting 5 of 5 = 100.00%

City of Bellaire, PROPOSITION Q

Precinct	Early Ballots Cast	Election Ballots Cast	Total Ballots Cast	Registered Voters	Percent Turnout	FOR	AGAINST	Totals
0128	102	329	431	2,338	18.43%	332	47	379
0182	80	406	486	3,516	13.82%	382	74	456
0214	80	254	334	1,921	17.39%	257	54	311
0215	77	342	419	2,269	18.47%	335	59	394
0268	66	369	435	2,556	17.02%	343	46	389
Totals:	405	1,700	2,105	12,600		1,649	280	1,929

**City of Bellaire Canvass Report — Total Voters — Official
Harris County, Texas — General and Special Elections — November 07, 2017**

11/14/2017 02:09 PM

Precincts Reporting 1,012 of 1,012 = 100.00%
District Precincts Reporting 5 of 5 = 100.00%

Page 22 of 22

Total Number of Voters: 150,174 of 2,233,533 = 6.72%
Number of District Voters: 150,174 of 2,233,533 = 6.72%

City of Bellaire, PROPOSITION R

Precinct	Early Ballots Cast	Election Ballots Cast	Total Ballots Cast	Registered Voters	Percent Turnout	FOR	AGAINST	Totals
0128	102	329	431	2,338	18.43%	313	73	386
0182	80	406	486	3,516	13.82%	355	107	462
0214	80	254	334	1,921	17.39%	246	74	320
0215	77	342	419	2,269	18.47%	327	73	400
0268	66	369	435	2,556	17.02%	324	73	397
Totals:	405	1,700	2,105	12,600		1,565	400	1,965

City of Bellaire Cumulative Report — Official Harris County, Texas — General and Special Elections — November 07, 2017

Page 1 of 8

11/14/2017 02:06 PM

Total Number of Voters : 150,174 of 2,233,533 = 6.72%
 Number of District Voters: 150,174 of 2,233,533 = 6.72%

Precincts Reporting 1,012 of 1,012 = 100.00%
 District Precincts Reporting 5 of 5 = 100.00%

Party	Candidate	Absentee	Early	Election	Total
City of Bellaire, Mayor, Vote For 1					
	Andrew Friedberg	70	93.33%	286	93.77%
	Robert Riquelmy	5	6.67%	19	6.23%
		75	94.94%	305	93.56%
Cast Votes:				1,609	94.65%
Over Votes:		0	0.00%	0	0.00%
Under Votes:		4	5.06%	21	6.44%
		Precincts		Voters	
Counted	5	Total	Percent	Ballots	Registered
		5	100.00%	2,105	12,600
					16.71%

City of Bellaire, Councilman - Position No. 1, Vote For 1

Neil Verma
 Kevin Newman

35	49.30%	222	74.25%	1,001	66.87%	1,258	67.38%
36	50.70%	77	25.75%	496	33.13%	609	32.62%
71	89.87%	299	91.72%	1,497	88.06%	1,867	88.69%
Over Votes:		0	0.00%	0	0.00%	0	0.00%
Under Votes:		8	10.13%	27	8.28%	203	11.94%
		Precincts		Voters			
Counted	5	Total	Percent	Ballots	Registered	Percent	
		5	100.00%	2,105	12,600	16.71%	

City of Bellaire, Councilman - Position No. 3, Vote For 1

Gus E. Pappas

61	100.00%	263	100.00%	1,292	100.00%	1,616	100.00%
61	77.22%	263	80.67%	1,292	76.00%	1,616	76.77%
Over Votes:		0	0.00%	0	0.00%	0	0.00%
Under Votes:		18	22.78%	63	19.33%	408	24.00%
		Precincts		Voters			
Counted	5	Total	Percent	Ballots	Registered	Percent	
		5	100.00%	2,105	12,600	16.71%	

City of Bellaire Cumulative Report — Official Harris County, Texas — General and Special Elections — November 07, 2017

Page 2 of 8

11/14/2017 02:06 PM

Total Number of Voters : 150,174 of 2,233,533 = 6.72%
Number of District Voters: 150,174 of 2,233,533 = 6.72%

Precincts Reporting 1,012 of 1,012 = 100.00%
District Precincts Reporting 5 of 5 = 100.00%

Party	Candidate	Absentee	Early	Election	Total
	Michael Fife	35	173	922	1,130
	Jim Avioili Sr.	37	129	616	782
		72	302	1,538	1,912
		0	0	0	0
		7	24	162	193
Cast Votes: 91.14% 92.64% 90.47% 90.83%					
Over Votes: 0.00% 0.00% 0.00% 0.00%					
Under Votes: 8.86% 7.36% 9.53% 9.17%					
Precincts		Voters			
Counted	Total	Percent	Ballots	Registered	Percent
5	5	100.00%	2,105	12,600	16.71%

City of Bellaire, PROPOSITION A, Vote For 1
FOR
AGAINST

66	88.00%	282	91.56%	1,359	86.07%	1,707	87.00%
9	12.00%	26	8.44%	220	13.93%	255	13.00%
75	94.94%	308	94.48%	1,579	92.86%	1,962	93.21%
0	0.00%	0	0.00%	0	0.00%	0	0.00%
4	5.06%	18	5.52%	121	7.12%	143	6.79%
Cast Votes: 94.94% 94.48% 92.86% 93.21%							
Over Votes: 0.00% 0.00% 0.00% 0.00%							
Under Votes: 5.06% 5.52% 7.12% 6.79%							
Precincts		Voters					
Counted	Total	Percent	Ballots	Registered	Percent		
5	5	100.00%	2,105	12,600	16.71%		

City of Bellaire, PROPOSITION B, Vote For 1
FOR
AGAINST

69	90.79%	278	90.55%	1,453	91.04%	1,800	90.96%
7	9.21%	29	9.45%	143	8.96%	179	9.04%
76	96.20%	307	94.17%	1,596	93.88%	1,979	94.01%
0	0.00%	0	0.00%	0	0.00%	0	0.00%
3	3.80%	19	5.83%	104	6.12%	126	5.99%
Cast Votes: 96.20% 94.17% 93.88% 94.01%							
Over Votes: 0.00% 0.00% 0.00% 0.00%							
Under Votes: 3.80% 5.83% 6.12% 5.99%							
Precincts		Voters					
Counted	Total	Percent	Ballots	Registered	Percent		
5	5	100.00%	2,105	12,600	16.71%		

City of Bellaire Cumulative Report — Official Harris County, Texas — General and Special Elections — November 07, 2017

Page 3 of 8

11/14/2017 02:06 PM

Total Number of Voters : 150,174 of 2,233,533 = 6.72%
Number of District Voters: 150,174 of 2,233,533 = 6.72%

Precincts Reporting 1,012 of 1,012 = 100.00%
District Precincts Reporting 5 of 5 = 100.00%

Party	Candidate	Absentee	Early	Election	Total
City of Bellaire, PROPOSITION C, Vote For 1					
FOR		58 75.32%	238 76.53%	1,254 80.13%	1,550 79.37%
AGAINST		19 24.68%	73 23.47%	311 19.87%	403 20.63%
Cast Votes:					
		77 97.47%	311 95.40%	1,565 92.06%	1,953 92.78%
Over Votes:		0 0.00%	0 0.00%	0 0.00%	0 0.00%
Under Votes:		2 2.53%	15 4.60%	135 7.94%	152 7.22%
Precincts		Percent		Voters	
Counted	Total	Ballots	Registered	Percent	Percent
5	5	2,105	12,600	16.71%	

City of Bellaire, PROPOSITION D, Vote For 1

FOR
AGAINST

FOR

AGAINST

59	75.64%	253	81.35%	1,162	74.97%	1,474	76.02%
19	24.36%	58	18.65%	388	25.03%	465	23.98%
<hr/>							
Cast Votes:		78	98.73%	311	95.40%	1,550	91.18%
Over Votes:		0	0.00%	0	0.00%	0	0.00%
Under Votes:		1	1.27%	15	4.60%	150	8.82%
		78	98.73%	311	95.40%	1,550	91.18%
		0	0.00%	0	0.00%	0	0.00%
		1	1.27%	15	4.60%	150	8.82%

Precincts			Voters		
Counted	Total	Percent	Ballots	Registered	Percent
5	5	100.00%	2,105	12,600	16.71%

City of Bellaire, PROPOSITION E, Vote For 1

FOR
AGAINST

FOR	68	87.18%	291	92.97%	1,435	90.08%	1,794	90.42%
	10	12.82%	22	7.03%	158	9.92%	190	9.58%
AGAINST	78	98.73%	313	96.01%	1,593	93.71%	1,984	94.25%
	0	0.00%	0	0.00%	0	0.00%	0	0.00%
	1	1.27%	13	3.99%	107	6.29%	121	5.75%
<hr/>								
Cast Votes:								
Over Votes:								
Under Votes:								
<hr/>								
Precincts			Voters					
Counted	Total	Percent	Ballots	Registered	Percent			
5	5	100.00%	2,105	12,600	16.71%			

City of Bellaire Cumulative Report — Official Harris County, Texas — General and Special Elections — November 07, 2017

Page 5 of 8

11/14/2017 02:06 PM

Total Number of Voters : 150,174 of 2,233,533 = 6.72%
Number of District Voters: 150,174 of 2,233,533 = 6.72%

Precincts Reporting 1,012 of 1,012 = 100.00%
District Precincts Reporting 5 of 5 = 100.00%

Party	Candidate	Absentee	Early	Election	Total																		
City of Bellaire, PROPOSITION I, Vote For 1																							
FOR		67	283	1,368	1,718																		
AGAINST		9	26	184	219																		
		76	309	1,552	1,937																		
Cast Votes:		76	309	1,552	1,937																		
Over Votes:		0	0	0	0																		
Under Votes:		3	17	148	168																		
<table> <tr> <th colspan="3">Precincts</th><th colspan="3">Voters</th></tr> <tr> <th>Counted</th><th>Total</th><th>Percent</th><th>Ballots</th><th>Registered</th><th>Percent</th></tr> <tr> <td>5</td><td>5</td><td>100.00%</td><td>2,105</td><td>12,600</td><td>16.71%</td></tr> </table>						Precincts			Voters			Counted	Total	Percent	Ballots	Registered	Percent	5	5	100.00%	2,105	12,600	16.71%
Precincts			Voters																				
Counted	Total	Percent	Ballots	Registered	Percent																		
5	5	100.00%	2,105	12,600	16.71%																		

City of Bellaire, PROPOSITION J, Vote For 1																							
FOR		60	272	1,350	1,682																		
AGAINST		17	34	201	252																		
		77	306	1,551	1,934																		
Cast Votes:		77	306	1,551	1,934																		
Over Votes:		0	0	0	0																		
Under Votes:		2	20	149	171																		
<table> <tr> <th colspan="3">Precincts</th><th colspan="3">Voters</th></tr> <tr> <th>Counted</th><th>Total</th><th>Percent</th><th>Ballots</th><th>Registered</th><th>Percent</th></tr> <tr> <td>5</td><td>5</td><td>100.00%</td><td>2,105</td><td>12,600</td><td>16.71%</td></tr> </table>						Precincts			Voters			Counted	Total	Percent	Ballots	Registered	Percent	5	5	100.00%	2,105	12,600	16.71%
Precincts			Voters																				
Counted	Total	Percent	Ballots	Registered	Percent																		
5	5	100.00%	2,105	12,600	16.71%																		

City of Bellaire, PROPOSITION K, Vote For 1																							
FOR		61	271	1,311	1,643																		
AGAINST		15	34	225	274																		
		76	305	1,536	1,917																		
Cast Votes:		76	305	1,536	1,917																		
Over Votes:		0	0	0	0																		
Under Votes:		3	21	164	188																		
<table> <tr> <th colspan="3">Precincts</th><th colspan="3">Voters</th></tr> <tr> <th>Counted</th><th>Total</th><th>Percent</th><th>Ballots</th><th>Registered</th><th>Percent</th></tr> <tr> <td>5</td><td>5</td><td>100.00%</td><td>2,105</td><td>12,600</td><td>16.71%</td></tr> </table>						Precincts			Voters			Counted	Total	Percent	Ballots	Registered	Percent	5	5	100.00%	2,105	12,600	16.71%
Precincts			Voters																				
Counted	Total	Percent	Ballots	Registered	Percent																		
5	5	100.00%	2,105	12,600	16.71%																		

City of Bellaire Cumulative Report — Official Harris County, Texas — General and Special Elections — November 07, 2017

Page 7 of 8

11/14/2017 02:06 PM

Total Number of Voters : 150,174 of 2,233,533 = 6.72%
Number of District Voters: 150,174 of 2,233,533 = 6.72%

Precincts Reporting 1,012 of 1,012 = 100.00%
District Precincts Reporting 5 of 5 = 100.00%

Party	Candidate	Absentee	Early	Election	Total
City of Bellaire, PROPOSITION O, Vote For 1					
FOR		52	71.23%	238	79.60%
AGAINST		21	28.77%	61	20.40%
Cast Votes:					
		73	92.41%	299	91.72%
		0	0.00%	0	0.00%
		6	7.59%	27	8.28%
Over Votes:					
		0	0.00%	0	0.00%
Under Votes:					
		253	14.88%	253	14.88%
		286	13.59%	286	13.59%
Precincts					
Counted	Total	Percent	Ballots	Registered	Percent
5	5	100.00%	2,105	12,600	16.71%

City of Bellaire, PROPOSITION P, Vote For 1

FOR
AGAINST

56	77.78%	243	84.08%	1,103	80.16%
16	22.22%	46	15.92%	273	19.84%
Cast Votes:					
		72	91.14%	289	88.65%
		0	0.00%	0	0.00%
		7	8.86%	37	11.35%
Over Votes:					
		0	0.00%	0	0.00%
Under Votes:					
		324	19.06%	324	19.06%
		368	17.48%	368	17.48%
Precincts					
Counted	Total	Percent	Ballots	Registered	Percent
5	5	100.00%	2,105	12,600	16.71%

City of Bellaire, PROPOSITION Q, Vote For 1

FOR
AGAINST

67	88.16%	273	88.93%	1,309	84.67%
9	11.84%	34	11.07%	237	15.33%
Cast Votes:					
		76	96.20%	307	94.17%
		0	0.00%	0	0.00%
		3	3.80%	19	5.83%
Over Votes:					
		0	0.00%	0	0.00%
Under Votes:					
		154	9.06%	154	9.06%
		176	8.36%	176	8.36%
Precincts					
Counted	Total	Percent	Ballots	Registered	Percent
5	5	100.00%	2,105	12,600	16.71%

City of Bellaire Cumulative Report — Official Harris County, Texas — General and Special Elections — November 07, 2017

Page 8 of 8

11/14/2017 02:06 PM

Total Number of Voters : 150,174 of 2,233,533 = 6.72%
Number of District Voters: 150,174 of 2,233,533 = 6.72%

Precincts Reporting 1,012 of 1,012 = 100.00%
District Precincts Reporting 5 of 5 = 100.00%

Party	Candidate	Absentee	Early	Election	Total
City of Bellaire, PROPOSITION R, Vote For 1					
FOR		67 90.54%	257 83.71%	1,241 78.35%	1,565 79.64%
AGAINST		7 9.46%	50 16.29%	343 21.65%	400 20.36%
<hr/>					
Cast Votes:		74 93.67%	307 94.17%	1,584 93.18%	1,965 93.35%
Over Votes:		0 0.00%	0 0.00%	0 0.00%	0 0.00%
Under Votes:		5 6.33%	19 5.83%	116 6.82%	140 6.65%
<hr/>					
		Precincts		Voters	
Counted	Total	Percent	Ballots	Registered	Percent
5	5	100.00%	2,105	12,600	16.71%

City of Bellaire Precinct Report — Official
Harris County, Texas — General and Special Elections — November 07, 2017

Page 1 of 20

11/14/2017 02:10 PM
Precincts Reporting 1,012 of 1,012 = 100.00%
District Precincts Reporting 5 of 5 = 100.00%

Total Number of Voters : 150,174 of 2,233,533 = 6.72%
Number of District Voters: 150,174 of 2,233,533 = 6.72%

Party	Candidate	Absentee	Early	Election	Total
-------	-----------	----------	-------	----------	-------

Precinct 0128 (Ballots Cast: 431)

City of Bellaire, Mayor, Vote For 1					
	Andrew Friedberg	15	83.33%	74	94.87%
	Robert Riquelmy	3	16.67%	4	5.13%
		18	94.74%	78	93.98%
Cast Votes:				312	94.83%
Over Votes:		0	0.00%	0	0.00%
Under Votes:		1	5.26%	5	6.02%
City of Bellaire, Councilman - Position No. 1, Vote For 1					
	Neil Verma	4	22.22%	58	78.38%
	Kevin Newman	14	77.78%	16	21.62%
		18	94.74%	74	89.16%
Cast Votes:				295	89.67%
Over Votes:		0	0.00%	0	0.00%
Under Votes:		1	5.26%	9	10.84%
City of Bellaire, Councilman - Position No. 3, Vote For 1					
	Gus E. Pappas	15	100.00%	65	100.00%
		15	78.95%	65	78.31%
Cast Votes:				254	77.20%
Over Votes:		0	0.00%	0	0.00%
Under Votes:		4	21.05%	18	21.69%
City of Bellaire, Councilman - Position No. 5, Vote For 1					
	Michael Fife	5	27.78%	49	67.12%
	Jim Avoli Sr.	13	72.22%	24	32.88%
		18	94.74%	73	87.95%
Cast Votes:				299	90.88%
Over Votes:		0	0.00%	0	0.00%
Under Votes:		1	5.26%	10	12.05%
City of Bellaire, PROPOSITION A, Vote For 1					
	FOR	18	94.74%	70	93.33%
	AGAINST	1	5.26%	5	6.67%
		19	100.00%	75	90.36%
Cast Votes:				298	90.58%
Over Votes:		0	0.00%	0	0.00%
Under Votes:		0	0.00%	8	9.64%
City of Bellaire, PROPOSITION B, Vote For 1					
	FOR	16	88.89%	66	86.84%
	AGAINST	2	11.11%	10	13.16%
		18	94.74%	76	91.57%
Cast Votes:				303	92.10%
Over Votes:		0	0.00%	0	0.00%
Under Votes:		1	5.26%	7	8.43%

City of Bellaire Precinct Report — Official

Harris County, Texas — General and Special Elections — November 07, 2017

Page 2 of 20

11/14/2017 02:10 PM

Total Number of Voters : 150,174 of 2,233,533 = 6.72%
 Number of District Voters: 150,174 of 2,233,533 = 6.72%

Precincts Reporting 1,012 of 1,012 = 100.00%
 District Precincts Reporting 5 of 5 = 100.00%

Party	Candidate	Absentee	Early	Election	Total
-------	-----------	----------	-------	----------	-------

Precinct 0128 (Ballots Cast: 431)

City of Bellaire, PROPOSITION C, Vote For 1
 FOR
 AGAINST

Cast Votes:	11	61.11%	56	73.68%	229	78.88%	296	76.88%
Over Votes:	7	38.89%	20	26.32%	62	21.31%	89	23.12%
Under Votes:	18	94.74%	76	91.57%	291	88.45%	385	89.33%
	0	0.00%	0	0.00%	0	0.00%	0	0.00%
	1	5.26%	7	8.43%	38	11.55%	46	10.67%

City of Bellaire, PROPOSITION D, Vote For 1
 FOR
 AGAINST

Cast Votes:	11	57.89%	59	77.63%	223	75.34%	293	74.94%
Over Votes:	8	42.11%	17	22.37%	73	24.66%	98	25.06%
Under Votes:	19	100.00%	76	91.57%	296	89.97%	391	90.72%
	0	0.00%	0	0.00%	0	0.00%	0	0.00%
	0	0.00%	7	8.43%	33	10.03%	40	9.28%

City of Bellaire, PROPOSITION E, Vote For 1
 FOR
 AGAINST

Cast Votes:	15	78.95%	71	93.42%	275	91.06%	361	90.93%
Over Votes:	4	21.05%	5	6.58%	27	8.94%	36	9.07%
Under Votes:	19	100.00%	76	91.57%	302	91.79%	397	92.11%
	0	0.00%	0	0.00%	0	0.00%	0	0.00%
	0	0.00%	7	8.43%	27	8.21%	34	7.89%

City of Bellaire, PROPOSITION F, Vote For 1
 FOR
 AGAINST

Cast Votes:	14	73.68%	72	94.74%	260	88.44%	346	88.95%
Over Votes:	5	26.32%	4	5.26%	34	11.56%	43	11.05%
Under Votes:	19	100.00%	76	91.57%	294	89.36%	389	90.26%
	0	0.00%	0	0.00%	0	0.00%	0	0.00%
	0	0.00%	7	8.43%	35	10.64%	42	9.74%

City of Bellaire, PROPOSITION G, Vote For 1
 FOR
 AGAINST

Cast Votes:	16	84.21%	72	93.51%	267	88.90%	355	90.33%
Over Votes:	3	15.79%	5	6.49%	30	10.10%	38	9.67%
Under Votes:	19	100.00%	77	92.77%	297	90.27%	393	91.16%
	0	0.00%	0	0.00%	0	0.00%	0	0.00%
	0	0.00%	6	7.23%	32	9.73%	38	8.82%

City of Bellaire, PROPOSITION H, Vote For 1
 FOR
 AGAINST

Cast Votes:	14	77.78%	70	92.11%	252	85.14%	336	86.15%
Over Votes:	4	22.22%	6	7.89%	44	14.86%	54	13.85%
Under Votes:	18	94.74%	76	91.57%	296	89.97%	390	90.49%
	0	0.00%	0	0.00%	0	0.00%	0	0.00%
	1	5.26%	7	8.43%	33	10.03%	41	9.51%

City of Bellaire Precinct Report — Official
Harris County, Texas — General and Special Elections — November 07, 2017

Page 3 of 20

11/14/2017 02:10 PM
Precincts Reporting 1,012 of 1,012 = 100.00%
District Precincts Reporting 5 of 5 = 100.00%

Total Number of Voters : 150,174 of 2,233,533 = 6.72%
Number of District Voters: 150,174 of 2,233,533 = 6.72%

Party	Candidate	Absentee	Early	Election	Total
-------	-----------	----------	-------	----------	-------

Precinct 0128 (Ballots Cast: 431)

City of Bellaire, PROPOSITION I, Vote For 1					
FOR		14	77.78%	69	92.00%
AGAINST		4	22.22%	6	8.00%
				261	89.69%
				30	10.31%
Cast Votes:					
		18	94.74%	75	90.36%
				291	88.45%
Over Votes:					
		0	0.00%	0	0.00%
Under Votes:					
		1	5.26%	8	9.64%
				38	11.55%
					47
					10.90%
City of Bellaire, PROPOSITION J, Vote For 1					
FOR		13	72.22%	67	89.33%
AGAINST		5	27.78%	8	10.67%
				259	88.70%
				33	11.30%
Cast Votes:					
		18	94.74%	75	90.36%
				292	88.75%
Over Votes:					
		0	0.00%	0	0.00%
Under Votes:					
		1	5.26%	8	9.64%
				37	11.25%
					46
					10.67%
City of Bellaire, PROPOSITION K, Vote For 1					
FOR		12	66.67%	66	89.19%
AGAINST		6	33.33%	8	10.81%
				246	85.42%
				42	14.58%
Cast Votes:					
		18	94.74%	74	89.16%
				288	87.54%
Over Votes:					
		0	0.00%	0	0.00%
Under Votes:					
		1	5.26%	9	10.84%
				41	12.46%
					51
					11.83%
City of Bellaire, PROPOSITION L, Vote For 1					
FOR		13	68.42%	66	90.41%
AGAINST		6	31.58%	7	9.59%
				251	87.76%
				35	12.24%
Cast Votes:					
		19	100.00%	73	87.95%
				286	86.93%
Over Votes:					
		0	0.00%	0	0.00%
Under Votes:					
		0	0.00%	10	12.05%
				43	13.07%
					53
					12.30%
City of Bellaire, PROPOSITION M, Vote For 1					
FOR		13	68.42%	64	87.67%
AGAINST		6	31.58%	9	12.33%
				245	85.66%
				41	14.34%
Cast Votes:					
		19	100.00%	73	87.95%
				286	86.93%
Over Votes:					
		0	0.00%	0	0.00%
Under Votes:					
		0	0.00%	10	12.05%
				43	13.07%
					53
					12.30%
City of Bellaire, PROPOSITION N, Vote For 1					
FOR		14	77.78%	64	86.49%
AGAINST		4	22.22%	10	13.51%
				243	84.67%
				44	15.33%
Cast Votes:					
		18	94.74%	74	89.16%
				287	87.23%
Over Votes:					
		0	0.00%	0	0.00%
Under Votes:					
		1	5.26%	9	10.84%
				42	12.77%
					52
					12.06%

City of Bellaire Precinct Report — Official

Harris County, Texas — General and Special Elections — November 07, 2017

Page 4 of 20

11/14/2017 02:10 PM

Total Number of Voters : 150,174 of 2,233,533 = 6.72%

Precincts Reporting 1,012 of 1,012 = 100.00%

Number of District Voters: 150,174 of 2,233,533 = 6.72%

District Precincts Reporting 5 of 5 = 100.00%

Party	Candidate	Absentee	Early	Election	Total
-------	-----------	----------	-------	----------	-------

Precinct 0128 (Ballots Cast: 431)

City of Bellaire, PROPOSITION O, Vote For 1 FOR AGAINST	12	66.67%	61	84.72%	205	76.49%	278	77.65%			
	6	33.33%	11	15.28%	63	23.51%	80	22.35%			
	Cast Votes:				72	86.75%	268	81.46%	358	83.06%	
	Over Votes:				0	0.00%	0	0.00%	0	0.00%	
	Under Votes:				11	13.25%	61	18.54%	73	16.94%	
	15	78.95%	60	85.71%	199	79.60%	274	80.83%			
	4	21.05%	10	14.29%	51	20.40%	65	19.17%			
	Cast Votes:				70	84.34%	250	75.99%	339	78.65%	
	Over Votes:				0	0.00%	0	0.00%	0	0.00%	
Under Votes:				13	15.66%	79	24.01%	92	21.35%		
City of Bellaire, PROPOSITION Q, Vote For 1 FOR AGAINST	17	89.47%	69	93.24%	246	86.01%	332	87.60%			
	2	10.53%	5	6.76%	40	13.99%	47	12.40%			
	Cast Votes:				74	89.16%	286	86.93%	379	87.94%	
	Over Votes:				0	0.00%	0	0.00%	0	0.00%	
	Under Votes:				9	10.84%	43	13.07%	52	12.06%	
	17	89.47%	65	87.84%	231	78.84%	313	81.09%			
	2	10.53%	9	12.16%	62	21.16%	73	18.91%			
	Cast Votes:				74	89.16%	293	89.06%	386	89.56%	
	Over Votes:				0	0.00%	0	0.00%	0	0.00%	
Under Votes:				9	10.84%	36	10.94%	45	10.44%		

City of Bellaire Precinct Report — Official
Harris County, Texas — General and Special Elections — November 07, 2017

Page 5 of 20

11/14/2017 02:10 PM

Total Number of Voters : 150,174 of 2,233,533 = 6.72%
Number of District Voters: 150,174 of 2,233,533 = 6.72%

Precincts Reporting 1,012 of 1,012 = 100.00%
District Precincts Reporting 5 of 5 = 100.00%

Party	Candidate	Absentee	Early	Election	Total
Precinct 0182 (Ballots Cast: 521)					
City of Bellaire, Mayor, Vote For 1					
	Andrew Friedberg	15	88.24%	56	94.92%
	Robert Riquelmy	2	11.76%	3	5.08%
		17	94.44%	59	95.16%
Cast Votes:				384	94.58%
Over Votes:		0	0.00%	0	0.00%
Under Votes:		1	5.56%	3	4.84%
City of Bellaire, Councilman - Position No. 1, Vote For 1					
	Neil Verma	7	43.75%	32	59.26%
	Kevin Newman	9	56.25%	22	40.74%
		16	88.89%	54	87.10%
Cast Votes:				359	88.42%
Over Votes:		0	0.00%	0	0.00%
Under Votes:		2	11.11%	8	12.90%
City of Bellaire, Councilman - Position No. 3, Vote For 1					
	Gus E. Pappas	12	100.00%	52	100.00%
		12	66.67%	52	83.87%
		0	0.00%	0	0.00%
Cast Votes:				300	73.89%
Over Votes:		6	33.33%	10	16.13%
Under Votes:				106	26.11%
City of Bellaire, Councilman - Position No. 5, Vote For 1					
	Michael Fife	8	53.33%	28	48.28%
	Jim Avioli Sr.	7	46.67%	30	51.72%
		15	83.33%	58	93.55%
Cast Votes:				370	91.13%
Over Votes:		0	0.00%	0	0.00%
Under Votes:		3	16.67%	4	6.45%
City of Bellaire, PROPOSITION A, Vote For 1					
FOR		16	94.12%	55	90.16%
		1	5.88%	6	9.84%
		17	94.44%	61	98.39%
Cast Votes:				383	94.33%
Over Votes:		0	0.00%	0	0.00%
Under Votes:		1	5.56%	1	1.61%
City of Bellaire, PROPOSITION B, Vote For 1					
FOR		15	88.24%	55	91.67%
		2	11.76%	5	8.33%
		17	94.44%	60	96.77%
Cast Votes:				389	95.81%
Over Votes:		0	0.00%	0	0.00%
Under Votes:		1	5.56%	2	3.23%
City of Bellaire, Councilman - Position No. 1, Vote For 1					
	Neil Verma	7	43.75%	32	59.26%
	Kevin Newman	9	56.25%	22	40.74%
		16	88.89%	54	87.10%
Cast Votes:				359	88.42%
Over Votes:		0	0.00%	0	0.00%
Under Votes:		2	11.11%	8	12.90%
City of Bellaire, Councilman - Position No. 3, Vote For 1					
	Gus E. Pappas	12	100.00%	52	100.00%
		12	66.67%	52	83.87%
		0	0.00%	0	0.00%
Cast Votes:				300	73.89%
Over Votes:		6	33.33%	10	16.13%
Under Votes:				106	26.11%
City of Bellaire, Councilman - Position No. 5, Vote For 1					
	Michael Fife	8	53.33%	28	48.28%
	Jim Avioli Sr.	7	46.67%	30	51.72%
		15	83.33%	58	93.55%
Cast Votes:				370	91.13%
Over Votes:		0	0.00%	0	0.00%
Under Votes:		3	16.67%	4	6.45%
City of Bellaire, PROPOSITION A, Vote For 1					
FOR		16	94.12%	55	90.16%
		1	5.88%	6	9.84%
		17	94.44%	61	98.39%
Cast Votes:				383	94.33%
Over Votes:		0	0.00%	0	0.00%
Under Votes:		1	5.56%	1	1.61%
City of Bellaire, PROPOSITION B, Vote For 1					
FOR		15	88.24%	55	91.67%
		2	11.76%	5	8.33%
		17	94.44%	60	96.77%
Cast Votes:				389	95.81%
Over Votes:		0	0.00%	0	0.00%
Under Votes:		1	5.56%	2	3.23%

City of Bellaire Precinct Report — Official
Harris County, Texas — General and Special Elections — November 07, 2017

Page 6 of 20

11/14/2017 02:10 PM

Total Number of Voters : 150,174 of 2,233,533 = 6.72%
Number of District Voters: 150,174 of 2,233,533 = 6.72%

Precincts Reporting 1,012 of 1,012 = 100.00%
District Precincts Reporting 5 of 5 = 100.00%

Party	Candidate	Absentee	Early	Election	Total
-------	-----------	----------	-------	----------	-------

Precinct 0182 (Ballots Cast: 521)

City of Bellaire, PROPOSITION C, Vote For 1					
FOR		12	66.67%	42	70.00%
AGAINST		6	33.33%	18	30.00%
		18	100.00%	60	96.77%
Cast Votes:				384	94.58%
Over Votes:		0	0.00%	0	0.00%
Under Votes:		0	0.00%	2	3.23%
City of Bellaire, PROPOSITION D, Vote For 1					
FOR		14	77.78%	50	83.33%
AGAINST		4	22.22%	10	16.67%
		18	100.00%	60	96.77%
Cast Votes:				374	92.12%
Over Votes:		0	0.00%	0	0.00%
Under Votes:		0	0.00%	2	3.23%
City of Bellaire, PROPOSITION E, Vote For 1					
FOR		14	77.78%	57	91.94%
AGAINST		4	22.22%	5	8.06%
		18	100.00%	62	100.00%
Cast Votes:				390	96.06%
Over Votes:		0	0.00%	0	0.00%
Under Votes:		0	0.00%	0	0.00%
City of Bellaire, PROPOSITION F, Vote For 1					
FOR		15	83.33%	58	93.55%
AGAINST		3	16.67%	4	6.45%
		18	100.00%	62	100.00%
Cast Votes:				383	94.33%
Over Votes:		0	0.00%	0	0.00%
Under Votes:		0	0.00%	0	0.00%
City of Bellaire, PROPOSITION G, Vote For 1					
FOR		14	77.78%	57	95.00%
AGAINST		4	22.22%	3	5.00%
		18	100.00%	60	96.77%
Cast Votes:				383	94.33%
Over Votes:		0	0.00%	0	0.00%
Under Votes:		0	0.00%	2	3.23%
City of Bellaire, PROPOSITION H, Vote For 1					
FOR		11	61.11%	51	83.61%
AGAINST		7	38.89%	10	16.39%
		18	100.00%	61	98.39%
Cast Votes:				378	93.10%
Over Votes:		0	0.00%	0	0.00%
Under Votes:		0	0.00%	1	1.61%

City of Bellaire Precinct Report — Official
Harris County, Texas — General and Special Elections — November 07, 2017

Page 7 of 20

11/14/2017 02:10 PM
Precincts Reporting 1,012 of 1,012 = 100.00%
District Precincts Reporting 5 of 5 = 100.00%

Total Number of Voters : 150,174 of 2,233,533 = 6.72%
Number of District Voters: 150,174 of 2,233,533 = 6.72%

Party	Candidate	Absentee	Early	Election	Total
-------	-----------	----------	-------	----------	-------

Precinct 0182 (Ballots Cast: 521)

City of Bellaire, PROPOSITION I, Vote For 1 FOR AGAINST	15	83.33%	56	91.80%	332	87.60%	403	87.99%
	3	16.67%	5	8.20%	47	12.40%	55	12.01%
	18	100.00%	61	98.39%	379	93.35%	458	94.24%
	0	0.00%	0	0.00%	0	0.00%	0	0.00%
	0	0.00%	1	1.61%	27	6.65%	28	5.76%
City of Bellaire, PROPOSITION J, Vote For 1 FOR AGAINST	10	55.56%	53	88.33%	318	85.25%	381	84.48%
	8	44.44%	7	11.67%	55	14.75%	70	15.52%
	18	100.00%	60	96.77%	373	91.87%	451	92.80%
	0	0.00%	0	0.00%	0	0.00%	0	0.00%
	0	0.00%	2	3.23%	33	8.13%	35	7.20%
City of Bellaire, PROPOSITION K, Vote For 1 FOR AGAINST	11	61.11%	53	88.33%	308	83.47%	372	83.22%
	7	38.89%	7	11.67%	61	16.53%	75	16.78%
	18	100.00%	60	96.77%	369	90.89%	447	91.98%
	0	0.00%	0	0.00%	0	0.00%	0	0.00%
	0	0.00%	2	3.23%	37	9.11%	39	8.02%
City of Bellaire, PROPOSITION L, Vote For 1 FOR AGAINST	14	77.78%	51	85.00%	312	83.42%	377	83.41%
	4	22.22%	9	15.00%	62	16.58%	75	16.59%
	18	100.00%	60	96.77%	374	92.12%	452	93.00%
	0	0.00%	0	0.00%	0	0.00%	0	0.00%
	0	0.00%	2	3.23%	32	7.88%	34	7.00%
City of Bellaire, PROPOSITION M, Vote For 1 FOR AGAINST	11	61.11%	52	86.67%	304	81.94%	367	81.74%
	7	38.89%	8	13.33%	67	18.06%	82	18.26%
	18	100.00%	60	96.77%	371	91.38%	449	92.39%
	0	0.00%	0	0.00%	0	0.00%	0	0.00%
	0	0.00%	2	3.23%	35	8.62%	37	7.61%
City of Bellaire, PROPOSITION N, Vote For 1 FOR AGAINST	17	94.44%	55	91.67%	320	85.56%	392	86.73%
	1	5.56%	5	8.33%	54	14.44%	60	13.27%
	18	100.00%	60	96.77%	374	92.12%	452	93.00%
	0	0.00%	0	0.00%	0	0.00%	0	0.00%
	0	0.00%	2	3.23%	32	7.88%	34	7.00%

City of Bellaire Precinct Report — Official

Harris County, Texas — General and Special Elections — November 07, 2017

Page 8 of 20

11/14/2017 02:10 PM

Total Number of Voters : 150,174 of 2,233,533 = 6.72%

Precincts Reporting 1,012 of 1,012 = 100.00%

Number of District Voters: 150,174 of 2,233,533 = 6.72%

District Precincts Reporting 5 of 5 = 100.00%

Party	Candidate	Absentee	Early	Election	Total
Precinct 0182 (Ballots Cast: 521)					
City of Bellaire, PROPOSITION O, Vote For 1					
FOR		11	64.71%	47	79.66%
AGAINST		6	35.29%	12	20.34%
		17	94.44%	59	95.16%
Cast Votes:				350	86.21%
Over Votes:		0	0.00%	0	0.00%
Under Votes:		1	5.56%	3	4.84%
City of Bellaire, PROPOSITION P, Vote For 1					
FOR		12	75.00%	50	86.21%
AGAINST		4	25.00%	8	13.79%
		16	88.89%	58	93.55%
Cast Votes:				341	83.99%
Over Votes:		0	0.00%	0	0.00%
Under Votes:		2	11.11%	4	6.45%
City of Bellaire, PROPOSITION Q, Vote For 1					
FOR		15	88.24%	51	86.44%
AGAINST		2	11.76%	8	13.56%
		17	94.44%	59	95.16%
Cast Votes:				380	93.60%
Over Votes:		0	0.00%	0	0.00%
Under Votes:		1	5.56%	3	4.84%
City of Bellaire, PROPOSITION R, Vote For 1					
FOR		15	88.24%	50	84.75%
AGAINST		2	11.76%	9	15.25%
		17	94.44%	59	95.16%
Cast Votes:				386	95.07%
Over Votes:		0	0.00%	0	0.00%
Under Votes:		1	5.56%	3	4.84%

City of Bellaire Precinct Report — Official

Harris County, Texas — General and Special Elections — November 07, 2017

Page 9 of 20

11/14/2017 02:10 PM

Total Number of Voters : 150,174 of 2,233,533 = 6.72%
 Number of District Voters: 150,174 of 2,233,533 = 6.72%

Precincts Reporting 1,012 of 1,012 = 100.00%
 District Precincts Reporting 5 of 5 = 100.00%

Party	Candidate	Absentee	Early	Election	Total
Precinct 0214 (Ballots Cast: 334)					
City of Bellaire, Mayor, Vote For 1					
	Andrew Friedberg	12	100.00%	62	89.34%
	Robert Riquelmy	0	0.00%	4	10.66%
	Cast Votes:	12	100.00%	66	95.51%
	Over Votes:	0	0.00%	0	0.00%
	Under Votes:	0	0.00%	2	4.49%
City of Bellaire, Councilman - Position No. 1, Vote For 1					
	Neil Verma	7	63.64%	48	60.44%
	Kevin Newman	4	36.36%	18	39.56%
	Cast Votes:	11	91.67%	66	88.58%
	Over Votes:	0	0.00%	0	0.00%
	Under Votes:	1	8.33%	2	9.58%
City of Bellaire, Councilman - Position No. 3, Vote For 1					
	Gus E. Pappas	11	100.00%	57	100.00%
	Cast Votes:	11	91.67%	57	79.94%
	Over Votes:	0	0.00%	0	0.00%
	Under Votes:	1	8.33%	11	20.06%
City of Bellaire, Councilman - Position No. 5, Vote For 1					
	Michael Fife	9	75.00%	34	58.22%
	Jim Avoli Sr.	3	25.00%	31	41.78%
	Cast Votes:	12	100.00%	65	90.42%
	Over Votes:	0	0.00%	0	0.00%
	Under Votes:	0	0.00%	3	9.58%
City of Bellaire, PROPOSITION A, Vote For 1					
	FOR	9	75.00%	58	83.47%
	AGAINST	3	25.00%	7	16.53%
	Cast Votes:	12	100.00%	65	93.71%
	Over Votes:	0	0.00%	0	0.00%
	Under Votes:	0	0.00%	3	6.29%
City of Bellaire, PROPOSITION B, Vote For 1					
	FOR	10	83.33%	60	93.75%
	AGAINST	2	16.67%	6	7.23%
	Cast Votes:	12	100.00%	66	95.21%
	Over Votes:	0	0.00%	0	0.00%
	Under Votes:	0	0.00%	2	4.79%

City of Bellaire Precinct Report — Official

Harris County, Texas — General and Special Elections — November 07, 2017

Page 10 of 20

11/14/2017 02:10 PM

Total Number of Voters : 150,174 of 2,233,533 = 6.72%

Precincts Reporting 1,012 of 1,012 = 100.00%

Number of District Voters: 150,174 of 2,233,533 = 6.72%

District Precincts Reporting 5 of 5 = 100.00%

Party	Candidate	Absentee	Early	Election	Total
-------	-----------	----------	-------	----------	-------

Precinct 0214 (Ballots Cast: 334)

City of Bellaire, PROPOSITION C, Vote For 1													
FOR		9	75.00%	53	80.30%	188	80.34%	250	80.13%				
AGAINST		3	25.00%	13	19.70%	46	19.66%	62	19.87%				
Cast Votes:		12	100.00%	66	97.06%	234	92.13%	312	93.41%				
Over Votes:		0	0.00%	0	0.00%	0	0.00%	0	0.00%				
Under Votes:		0	0.00%	2	2.94%	20	7.87%	22	6.59%				
City of Bellaire, PROPOSITION D, Vote For 1													
FOR		10	83.33%	55	83.33%	188	71.79%	233	74.68%				
AGAINST		2	16.67%	11	16.67%	66	28.21%	79	25.32%				
Cast Votes:		12	100.00%	66	97.06%	234	92.13%	312	93.41%				
Over Votes:		0	0.00%	0	0.00%	0	0.00%	0	0.00%				
Under Votes:		0	0.00%	2	2.94%	20	7.87%	22	6.59%				
City of Bellaire, PROPOSITION E, Vote For 1													
FOR		11	91.67%	63	95.45%	216	91.14%	290	92.06%				
AGAINST		1	8.33%	3	4.55%	21	8.86%	25	7.94%				
Cast Votes:		12	100.00%	66	97.06%	237	93.31%	315	94.31%				
Over Votes:		0	0.00%	0	0.00%	0	0.00%	0	0.00%				
Under Votes:		0	0.00%	2	2.94%	17	6.69%	19	5.69%				
City of Bellaire, PROPOSITION F, Vote For 1													
FOR		11	100.00%	60	90.91%	202	86.32%	273	87.78%				
AGAINST		0	0.00%	6	9.09%	32	13.68%	38	12.22%				
Cast Votes:		11	91.67%	66	97.06%	234	92.13%	311	93.11%				
Over Votes:		0	0.00%	0	0.00%	0	0.00%	0	0.00%				
Under Votes:		1	8.33%	2	2.94%	20	7.87%	23	6.89%				
City of Bellaire, PROPOSITION G, Vote For 1													
FOR		11	100.00%	57	86.36%	194	83.26%	262	84.52%				
AGAINST		0	0.00%	9	13.64%	39	16.74%	48	15.48%				
Cast Votes:		11	91.67%	66	97.06%	233	91.73%	310	92.81%				
Over Votes:		0	0.00%	0	0.00%	0	0.00%	0	0.00%				
Under Votes:		1	8.33%	2	2.94%	21	8.27%	24	7.19%				
City of Bellaire, PROPOSITION H, Vote For 1													
FOR		8	72.73%	52	78.79%	193	82.48%	253	81.35%				
AGAINST		3	27.27%	14	21.21%	41	17.52%	58	18.65%				
Cast Votes:		11	91.67%	66	97.06%	234	92.13%	311	93.11%				
Over Votes:		0	0.00%	0	0.00%	0	0.00%	0	0.00%				
Under Votes:		1	8.33%	2	2.94%	20	7.87%	23	6.89%				

City of Bellaire Precinct Report — Official

Harris County, Texas — General and Special Elections — November 07, 2017

Page 11 of 20

11/14/2017 02:10 PM

Total Number of Voters : 150,174 of 2,233,533 = 6.72%

Precincts Reporting 1,012 of 1,012 = 100.00%

Number of District Voters: 150,174 of 2,233,533 = 6.72%

District Precincts Reporting 5 of 5 = 100.00%

Party	Candidate	Absentee	Early	Election	Total		
Precinct 0214 (Ballots Cast: 334)							
City of Bellaire, PROPOSITION I, Vote For 1							
	FOR	10	90.91%	63	94.03%		
	AGAINST	1	9.09%	4	5.97%		
				198	86.84%		
				30	13.16%		
					271	88.56%	
					35	11.44%	
	Cast Votes:	11	91.67%	67	98.53%	228	89.76%
	Over Votes:	0	0.00%	0	0.00%	0	0.00%
	Under Votes:	1	8.33%	1	1.47%	26	10.24%
					28	8.38%	
City of Bellaire, PROPOSITION J, Vote For 1							
	FOR	10	83.33%	59	89.39%	201	85.90%
	AGAINST	2	16.67%	7	10.61%	33	14.10%
						234	92.13%
	Cast Votes:	12	100.00%	66	97.06%	234	92.13%
	Over Votes:	0	0.00%	0	0.00%	0	0.00%
	Under Votes:	0	0.00%	2	2.94%	20	7.87%
					22	6.59%	
City of Bellaire, PROPOSITION K, Vote For 1							
	FOR	12	100.00%	58	87.88%	196	83.76%
	AGAINST	0	0.00%	8	12.12%	38	16.24%
						234	92.13%
	Cast Votes:	12	100.00%	66	97.06%	234	92.13%
	Over Votes:	0	0.00%	0	0.00%	0	0.00%
	Under Votes:	0	0.00%	2	2.94%	20	7.87%
					22	6.59%	
City of Bellaire, PROPOSITION L, Vote For 1							
	FOR	12	100.00%	58	89.23%	203	87.50%
	AGAINST	0	0.00%	7	10.77%	29	12.50%
						232	91.34%
	Cast Votes:	12	100.00%	65	95.59%	232	91.34%
	Over Votes:	0	0.00%	0	0.00%	0	0.00%
	Under Votes:	0	0.00%	3	4.41%	22	8.66%
					25	7.49%	
City of Bellaire, PROPOSITION M, Vote For 1							
	FOR	12	100.00%	54	84.38%	198	85.34%
	AGAINST	0	0.00%	10	15.63%	34	14.66%
						232	91.34%
	Cast Votes:	12	100.00%	64	94.12%	232	91.34%
	Over Votes:	0	0.00%	0	0.00%	0	0.00%
	Under Votes:	0	0.00%	4	5.88%	22	8.66%
					26	7.78%	
City of Bellaire, PROPOSITION N, Vote For 1							
	FOR	10	83.33%	57	86.36%	213	89.50%
	AGAINST	2	16.67%	9	13.64%	25	10.50%
						238	93.70%
	Cast Votes:	12	100.00%	66	97.06%	238	93.70%
	Over Votes:	0	0.00%	0	0.00%	0	0.00%
	Under Votes:	0	0.00%	2	2.94%	16	6.30%
					18	5.39%	

City of Bellaire Precinct Report — Official

Harris County, Texas — General and Special Elections — November 07, 2017

Page 12 of 20

11/14/2017 02:10 PM
Precincts Reporting 1,012 of 1,012 = 100.00%
District Precincts Reporting 5 of 5 = 100.00%

Total Number of Voters : 150,174 of 2,233,533 = 6.72%
Number of District Voters: 150,174 of 2,233,533 = 6.72%

Party	Candidate	Absentee	Early	Election	Total
-------	-----------	----------	-------	----------	-------

Precinct 0214 (Ballots Cast: 334)

City of Bellaire, PROPOSITION O, Vote For 1					
FOR					
AGAINST					
		11	44	159	214
		1	21	62	84
		12	65	221	298
Cast Votes:			95.59%	87.01%	89.22%
Over Votes:		0	0.00%	0.00%	0.00%
Under Votes:		0	4.41%	12.99%	10.78%
City of Bellaire, PROPOSITION P, Vote For 1					
FOR		10	46	160	216
AGAINST		2	14	45	61
		12	60	205	277
Cast Votes:			88.24%	80.71%	82.93%
Over Votes:		0	0.00%	0.00%	0.00%
Under Votes:		0	11.76%	19.29%	17.07%
City of Bellaire, PROPOSITION Q, Vote For 1					
FOR		9	60	188	257
AGAINST		3	7	44	54
		12	67	232	311
Cast Votes:			98.53%	91.34%	93.11%
Over Votes:		0	0.00%	0.00%	0.00%
Under Votes:		0	1.47%	8.66%	6.89%
City of Bellaire, PROPOSITION R, Vote For 1					
FOR		11	51	184	246
AGAINST		0	16	58	74
		11	67	242	320
Cast Votes:			98.53%	95.28%	95.81%
Over Votes:		0	0.00%	0.00%	0.00%
Under Votes:		1	1.47%	4.72%	4.19%

City of Bellaire Precinct Report — Official

Harris County, Texas — General and Special Elections — November 07, 2017

Page 13 of 20

11/14/2017 02:10 PM

Total Number of Voters : 150,174 of 2,233,533 = 6.72%

Precincts Reporting 1,012 of 1,012 = 100.00%

Number of District Voters: 150,174 of 2,233,533 = 6.72%

District Precincts Reporting 5 of 5 = 100.00%

Party	Candidate	Absentee	Early	Election	Total
-------	-----------	----------	-------	----------	-------

Precinct 0215 (Ballots Cast: 419)

City of Bellaire, Mayor, Vote For 1					
	Andrew Friedberg	19	100.00%	47	92.16%
	Robert Riquelmy	0	0.00%	4	7.84%
		19	95.00%	51	89.47%
Cast Votes:				328	95.91%
Over Votes:		0	0.00%	0	0.00%
Under Votes:		1	5.00%	6	10.53%
City of Bellaire, Councilman - Position No. 1, Vote For 1					
	Neil Verma	12	66.67%	40	78.43%
	Kevin Newman	6	33.33%	11	21.57%
		18	90.00%	51	89.47%
Cast Votes:				300	87.72%
Over Votes:		0	0.00%	0	0.00%
Under Votes:		2	10.00%	6	10.53%
City of Bellaire, Councilman - Position No. 3, Vote For 1					
	Gus E. Pappas	14	100.00%	45	100.00%
		14	70.00%	45	76.95%
Cast Votes:				263	76.90%
Over Votes:		0	0.00%	0	0.00%
Under Votes:		6	30.00%	12	21.05%
City of Bellaire, Councilman - Position No. 5, Vote For 1					
	Michael Fife	10	55.56%	27	51.92%
	Jim Avioli Sr.	8	44.44%	25	48.08%
		18	90.00%	52	91.23%
Cast Votes:				311	90.94%
Over Votes:		0	0.00%	0	0.00%
Under Votes:		2	10.00%	5	8.77%
City of Bellaire, PROPOSITION A, Vote For 1					
	FOR	17	94.44%	47	88.68%
	AGAINST	1	5.56%	6	11.32%
		18	90.00%	53	92.98%
Cast Votes:				325	95.03%
Over Votes:		0	0.00%	0	0.00%
Under Votes:		2	10.00%	4	7.02%
City of Bellaire, PROPOSITION B, Vote For 1					
	FOR	18	94.74%	49	90.74%
	AGAINST	1	5.26%	5	9.26%
		19	95.00%	54	94.74%
Cast Votes:				327	95.61%
Over Votes:		0	0.00%	0	0.00%
Under Votes:		1	5.00%	3	5.26%

City of Bellaire Precinct Report — Official
Harris County, Texas — General and Special Elections — November 07, 2017

Page 14 of 20

11/14/2017 02:10 PM

Total Number of Voters : 150,174 of 2,233,533 = 6.72%

Precincts Reporting 1,012 of 1,012 = 100.00%

Number of District Voters: 150,174 of 2,233,533 = 6.72%

District Precincts Reporting 5 of 5 = 100.00%

Party	Candidate	Absentee	Early	Election	Total
-------	-----------	----------	-------	----------	-------

Precinct 0215 (Ballots Cast: 419)

City of Bellaire, PROPOSITION C, Vote For 1													
FOR		17	89.47%	44	80.00%	265	82.30%	326	82.32%				
AGAINST		2	10.53%	11	20.00%	57	17.70%	70	17.68%				
Cast Votes:		19	95.00%	55	96.49%	322	94.15%	396	94.51%				
Over Votes:		0	0.00%	0	0.00%	0	0.00%	0	0.00%				
Under Votes:		1	5.00%	2	3.51%	20	5.85%	23	5.49%				
City of Bellaire, PROPOSITION D, Vote For 1													
FOR		18	94.74%	42	76.36%	244	75.78%	304	76.77%				
AGAINST		1	5.26%	13	23.64%	78	24.22%	92	23.23%				
Cast Votes:		19	95.00%	55	96.49%	322	94.15%	396	94.51%				
Over Votes:		0	0.00%	0	0.00%	0	0.00%	0	0.00%				
Under Votes:		1	5.00%	2	3.51%	20	5.85%	23	5.49%				
City of Bellaire, PROPOSITION E, Vote For 1													
FOR		18	94.74%	50	90.91%	291	89.54%	359	89.97%				
AGAINST		1	5.26%	5	9.09%	34	10.46%	40	10.03%				
Cast Votes:		19	95.00%	55	96.49%	325	95.03%	399	95.23%				
Over Votes:		0	0.00%	0	0.00%	0	0.00%	0	0.00%				
Under Votes:		1	5.00%	2	3.51%	17	4.97%	20	4.77%				
City of Bellaire, PROPOSITION F, Vote For 1													
FOR		16	84.21%	52	96.30%	292	90.12%	360	90.68%				
AGAINST		3	15.79%	2	3.70%	32	9.88%	37	9.32%				
Cast Votes:		19	95.00%	54	94.74%	324	94.74%	397	94.75%				
Over Votes:		0	0.00%	0	0.00%	0	0.00%	0	0.00%				
Under Votes:		1	5.00%	3	5.26%	18	5.26%	22	5.25%				
City of Bellaire, PROPOSITION G, Vote For 1													
FOR		18	94.74%	45	84.91%	277	85.76%	340	86.08%				
AGAINST		1	5.26%	8	15.09%	46	14.24%	55	13.92%				
Cast Votes:		19	95.00%	53	92.98%	323	94.44%	395	94.27%				
Over Votes:		0	0.00%	0	0.00%	0	0.00%	0	0.00%				
Under Votes:		1	5.00%	4	7.02%	19	5.56%	24	5.73%				
City of Bellaire, PROPOSITION H, Vote For 1													
FOR		16	84.21%	48	90.57%	273	86.39%	337	86.86%				
AGAINST		3	15.79%	5	9.43%	43	13.61%	51	13.14%				
Cast Votes:		19	95.00%	53	92.98%	316	92.40%	388	92.60%				
Over Votes:		0	0.00%	0	0.00%	0	0.00%	0	0.00%				
Under Votes:		1	5.00%	4	7.02%	26	7.60%	31	7.40%				

City of Bellaire Precinct Report — Official
Harris County, Texas — General and Special Elections — November 07, 2017

Page 15 of 20

11/14/2017 02:10 PM

Total Number of Voters : 150,174 of 2,233,533 = 6.72%
Number of District Voters: 150,174 of 2,233,533 = 6.72%

Precincts Reporting 1,012 of 1,012 = 100.00%
District Precincts Reporting 5 of 5 = 100.00%

Party	Candidate	Absentee	Early	Election	Total
-------	-----------	----------	-------	----------	-------

Precinct 0215 (Ballots Cast: 419)

City of Bellaire, PROPOSITION I, Vote For 1										
FOR	18	94.74%	46	86.79%	283	87.89%	347	88.07%		
AGAINST	1	5.26%	7	13.21%	39	12.11%	47	11.93%		
Cast Votes:										
	19	95.00%	53	92.98%	322	94.15%	394	94.03%		
Over Votes:										
	0	0.00%	0	0.00%	0	0.00%	0	0.00%		
Under Votes:										
	1	5.00%	4	7.02%	20	5.85%	25	5.97%		
City of Bellaire, PROPOSITION J, Vote For 1										
FOR	18	94.74%	45	84.91%	277	86.02%	340	86.29%		
AGAINST	1	5.28%	8	15.09%	45	13.98%	54	13.71%		
Cast Votes:										
	19	95.00%	53	92.98%	322	94.15%	394	94.03%		
Over Votes:										
	0	0.00%	0	0.00%	0	0.00%	0	0.00%		
Under Votes:										
	1	5.00%	4	7.02%	20	5.85%	25	5.97%		
City of Bellaire, PROPOSITION K, Vote For 1										
FOR	18	94.74%	47	88.68%	279	87.74%	344	88.21%		
AGAINST	1	5.26%	6	11.32%	39	12.26%	46	11.79%		
Cast Votes:										
	19	95.00%	53	92.98%	318	92.98%	390	93.08%		
Over Votes:										
	0	0.00%	0	0.00%	0	0.00%	0	0.00%		
Under Votes:										
	1	5.00%	4	7.02%	24	7.02%	29	6.92%		
City of Bellaire, PROPOSITION L, Vote For 1										
FOR	18	94.74%	47	87.04%	273	86.94%	338	87.34%		
AGAINST	1	5.26%	7	12.96%	41	13.06%	49	12.66%		
Cast Votes:										
	19	95.00%	54	94.74%	314	91.81%	387	92.36%		
Over Votes:										
	0	0.00%	0	0.00%	0	0.00%	0	0.00%		
Under Votes:										
	1	5.00%	3	5.26%	28	8.19%	32	7.64%		
City of Bellaire, PROPOSITION M, Vote For 1										
FOR	18	94.74%	45	84.91%	275	87.58%	338	87.56%		
AGAINST	1	5.26%	8	15.09%	39	12.42%	48	12.44%		
Cast Votes:										
	19	95.00%	53	92.98%	314	91.81%	386	92.12%		
Over Votes:										
	0	0.00%	0	0.00%	0	0.00%	0	0.00%		
Under Votes:										
	1	5.00%	4	7.02%	28	8.19%	33	7.88%		
City of Bellaire, PROPOSITION N, Vote For 1										
FOR	15	83.33%	50	94.34%	274	86.44%	339	87.37%		
AGAINST	3	16.67%	3	5.66%	43	13.56%	49	12.63%		
Cast Votes:										
	18	90.00%	53	92.98%	317	92.69%	386	92.60%		
Over Votes:										
	0	0.00%	0	0.00%	0	0.00%	0	0.00%		
Under Votes:										
	2	10.00%	4	7.02%	25	7.31%	31	7.40%		

**City of Bellaire Precinct Report — Official
Harris County, Texas — General and Special Elections — November 07, 2017**

Page 16 of 20

11/14/2017 02:10 PM

Total Number of Voters : 150,174 of 2,233,533 = 6.72%

Precincts Reporting 1,012 of 1,012 = 100.00%

Number of District Voters: 150,174 of 2,233,533 = 6.72%

District Precincts Reporting 5 of 5 = 100.00%

Party	Candidate	Absentee	Early	Election	Total
-------	-----------	----------	-------	----------	-------

Precinct 0215 (Ballots Cast: 419)

City of Bellaire, PROPOSITION O, Vote For 1 FOR AGAINST	16	88.89%	42	82.35%	234	76.72%	292	78.07%	
	2	11.11%	9	17.65%	71	23.28%	82	21.93%	
	Cast Votes:				305	89.18%	374	89.26%	
	Over Votes:				0	0.00%	0	0.00%	
	Under Votes:				37	10.82%	45	10.74%	
	15	83.33%	43	84.31%	238	80.41%	296	81.10%	
	3	16.67%	8	15.69%	58	19.59%	69	18.90%	
	Cast Votes:				296	86.55%	365	87.11%	
	Over Votes:				0	0.00%	0	0.00%	
Under Votes:				46	13.45%	54	12.89%		
City of Bellaire, PROPOSITION Q, Vote For 1 FOR AGAINST	17	94.44%	46	83.64%	272	84.74%	335	85.03%	
	1	5.56%	9	16.36%	49	15.26%	59	14.97%	
	Cast Votes:				321	93.86%	394	94.03%	
	Over Votes:				0	0.00%	0	0.00%	
	Under Votes:				21	6.14%	25	5.97%	
	15	88.24%	45	81.82%	267	81.40%	327	81.75%	
	2	11.76%	10	18.18%	61	18.60%	73	18.25%	
	Cast Votes:				328	95.91%	400	95.47%	
	Over Votes:				0	0.00%	0	0.00%	
Under Votes:				14	4.09%	19	4.53%		
City of Bellaire, PROPOSITION R, Vote For 1 FOR AGAINST	15	88.24%	45	81.82%	267	81.40%	327	81.75%	
	2	11.76%	10	18.18%	61	18.60%	73	18.25%	
	Cast Votes:				328	95.91%	400	95.47%	
	Over Votes:				0	0.00%	0	0.00%	
	Under Votes:				14	4.09%	19	4.53%	
	15	88.24%	45	81.82%	267	81.40%	327	81.75%	
	2	11.76%	10	18.18%	61	18.60%	73	18.25%	
	Cast Votes:				328	95.91%	400	95.47%	
	Over Votes:				0	0.00%	0	0.00%	
Under Votes:				14	4.09%	19	4.53%		

City of Bellaire Precinct Report — Official
Harris County, Texas — General and Special Elections — November 07, 2017

Page 17 of 20

11/14/2017 02:10 PM

Total Number of Voters : 150,174 of 2,233,533 = 6.72%
Number of District Voters: 150,174 of 2,233,533 = 6.72%

Precincts Reporting 1,012 of 1,012 = 100.00%
District Precincts Reporting 5 of 5 = 100.00%

Party	Candidate	Absentee	Early	Election	Total
Precinct 0268 (Ballots Cast: 435)					
City of Bellaire, Mayor, Vote For 1					
	Andrew Friedberg	9	100.00%	47	92.16%
	Robert Riquelmy	0	0.00%	4	7.84%
Cast Votes:		9	90.00%	51	91.07%
Over Votes:		0	0.00%	0	0.00%
Under Votes:		1	10.00%	5	8.93%
City of Bellaire, Councilman - Position No. 1, Vote For 1					
	Neil Verma	5	62.50%	44	81.48%
	Kevin Newman	3	37.50%	10	18.52%
Cast Votes:		8	80.00%	54	96.43%
Over Votes:		0	0.00%	0	0.00%
Under Votes:		2	20.00%	2	3.57%
City of Bellaire, Councilman - Position No. 3, Vote For 1					
	Gus E. Pappas	9	100.00%	44	100.00%
Cast Votes:		9	90.00%	44	78.57%
Over Votes:		0	0.00%	0	0.00%
Under Votes:		1	10.00%	12	21.43%
City of Bellaire, Councilman - Position No. 5, Vote For 1					
	Michael Fife	3	33.33%	35	64.81%
	Jim Avioli Sr.	6	66.67%	19	35.19%
Cast Votes:		9	90.00%	54	96.43%
Over Votes:		0	0.00%	0	0.00%
Under Votes:		1	10.00%	2	3.57%
City of Bellaire, PROPOSITION A, Vote For 1					
	FOR	6	66.67%	52	96.30%
	AGAINST	3	33.33%	2	3.70%
Cast Votes:		9	90.00%	54	96.43%
Over Votes:		0	0.00%	0	0.00%
Under Votes:		1	10.00%	2	3.57%
City of Bellaire, PROPOSITION B, Vote For 1					
	FOR	10	100.00%	48	94.12%
	AGAINST	0	0.00%	3	5.88%
Cast Votes:		10	100.00%	51	91.07%
Over Votes:		0	0.00%	0	0.00%
Under Votes:		0	0.00%	5	8.93%
City of Bellaire, PROPOSITION C, Vote For 1					
	FOR	10	100.00%	48	94.12%
	AGAINST	0	0.00%	3	5.88%
Cast Votes:		10	100.00%	51	91.07%
Over Votes:		0	0.00%	0	0.00%
Under Votes:		0	0.00%	5	8.93%
City of Bellaire, PROPOSITION D, Vote For 1					
	FOR	10	100.00%	48	94.12%
	AGAINST	0	0.00%	3	5.88%
Cast Votes:		10	100.00%	51	91.07%
Over Votes:		0	0.00%	0	0.00%
Under Votes:		0	0.00%	5	8.93%
City of Bellaire, PROPOSITION E, Vote For 1					
	FOR	10	100.00%	48	94.12%
	AGAINST	0	0.00%	3	5.88%
Cast Votes:		10	100.00%	51	91.07%
Over Votes:		0	0.00%	0	0.00%
Under Votes:		0	0.00%	5	8.93%
City of Bellaire, PROPOSITION F, Vote For 1					
	FOR	10	100.00%	48	94.12%
	AGAINST	0	0.00%	3	5.88%
Cast Votes:		10	100.00%	51	91.07%
Over Votes:		0	0.00%	0	0.00%
Under Votes:		0	0.00%	5	8.93%
City of Bellaire, PROPOSITION G, Vote For 1					
	FOR	10	100.00%	48	94.12%
	AGAINST	0	0.00%	3	5.88%
Cast Votes:		10	100.00%	51	91.07%
Over Votes:		0	0.00%	0	0.00%
Under Votes:		0	0.00%	5	8.93%
City of Bellaire, PROPOSITION H, Vote For 1					
	FOR	10	100.00%	48	94.12%
	AGAINST	0	0.00%	3	5.88%
Cast Votes:		10	100.00%	51	91.07%
Over Votes:		0	0.00%	0	0.00%
Under Votes:		0	0.00%	5	8.93%
City of Bellaire, PROPOSITION I, Vote For 1					
	FOR	10	100.00%	48	94.12%
	AGAINST	0	0.00%	3	5.88%
Cast Votes:		10	100.00%	51	91.07%
Over Votes:		0	0.00%	0	0.00%
Under Votes:		0	0.00%	5	8.93%
City of Bellaire, PROPOSITION J, Vote For 1					
	FOR	10	100.00%	48	94.12%
	AGAINST	0	0.00%	3	5.88%
Cast Votes:		10	100.00%	51	91.07%
Over Votes:		0	0.00%	0	0.00%
Under Votes:		0	0.00%	5	8.93%
City of Bellaire, PROPOSITION K, Vote For 1					
	FOR	10	100.00%	48	94.12%
	AGAINST	0	0.00%	3	5.88%
Cast Votes:		10	100.00%	51	91.07%
Over Votes:		0	0.00%	0	0.00%
Under Votes:		0	0.00%	5	8.93%
City of Bellaire, PROPOSITION L, Vote For 1					
	FOR	10	100.00%	48	94.12%
	AGAINST	0	0.00%	3	5.88%
Cast Votes:		10	100.00%	51	91.07%
Over Votes:		0	0.00%	0	0.00%
Under Votes:		0	0.00%	5	8.93%
City of Bellaire, PROPOSITION M, Vote For 1					
	FOR	10	100.00%	48	94.12%
	AGAINST	0	0.00%	3	5.88%
Cast Votes:		10	100.00%	51	91.07%
Over Votes:		0	0.00%	0	0.00%
Under Votes:		0	0.00%	5	8.93%
City of Bellaire, PROPOSITION N, Vote For 1					
	FOR	10	100.00%	48	94.12%
	AGAINST	0	0.00%	3	5.88%
Cast Votes:		10	100.00%	51	91.07%
Over Votes:		0	0.00%	0	0.00%
Under Votes:		0	0.00%	5	8.93%
City of Bellaire, PROPOSITION O, Vote For 1					
	FOR	10	100.00%	48	94.12%
	AGAINST	0	0.00%	3	5.88%
Cast Votes:		10	100.00%	51	91.07%
Over Votes:		0	0.00%	0	0.00%
Under Votes:		0	0.00%	5	8.93%
City of Bellaire, PROPOSITION P, Vote For 1					
	FOR	10	100.00%	48	94.12%
	AGAINST	0	0.00%	3	5.88%
Cast Votes:		10	100.00%	51	91.07%
Over Votes:		0	0.00%	0	0.00%
Under Votes:		0	0.00%	5	8.93%
City of Bellaire, PROPOSITION Q, Vote For 1					
	FOR	10	100.00%	48	94.12%
	AGAINST	0	0.00%	3	5.88%
Cast Votes:		10	100.00%	51	91.07%
Over Votes:		0	0.00%	0	0.00%
Under Votes:		0	0.00%	5	8.93%
City of Bellaire, PROPOSITION R, Vote For 1					
	FOR	10	100.00%	48	94.12%
	AGAINST	0	0.00%	3	5.88%
Cast Votes:		10	100.00%	51	91.07%
Over Votes:		0	0.00%	0	0.00%
Under Votes:		0	0.00%	5	8.93%
City of Bellaire, PROPOSITION S, Vote For 1					
	FOR	10	100.00%	48	94.12%
	AGAINST	0	0.00%	3	5.88%
Cast Votes:		10	100.00%	51	91.07%
Over Votes:		0	0.00%	0	0.00%
Under Votes:		0	0.00%	5	8.93%
City of Bellaire, PROPOSITION T, Vote For 1					
	FOR	10	100.00%	48	94.12%
	AGAINST	0	0.00%	3	5.88%
Cast Votes:		10	100.00%	51	91.07%
Over Votes:		0	0.00%	0	0.00%
Under Votes:		0	0.00%	5	8.93%
City of Bellaire, PROPOSITION U, Vote For 1					
	FOR	10	100.00%	48	94.12%
	AGAINST	0	0.00%	3	5.88%
Cast Votes:		10	100.00%	51	91.07%
Over Votes:		0	0.00%	0	0.00%
Under Votes:		0	0.00%	5	8.93%
City of Bellaire, PROPOSITION V, Vote For 1					
	FOR	10	100.00%	48	94.12%
	AGAINST	0	0.00%	3	5.88%
Cast Votes:		10	100.00%	51	91.07%
Over Votes:		0	0.00%	0	0.00%
Under Votes:		0	0.00%	5	8.93%
City of Bellaire, PROPOSITION W, Vote For 1					
	FOR	10	100.00%	48	94.12%
	AGAINST	0	0.00%	3	5.88%
Cast Votes:		10	100.00%	51	91.07%
Over Votes:		0	0.00%	0	0.00%
Under Votes:		0	0.00%	5	8.93%
City of Bellaire, PROPOSITION X, Vote For 1					
	FOR	10	100.00%	48	94.12%
	AGAINST	0	0.00%	3	5.88%
Cast Votes:		10	100.00%	51	91.07%
Over Votes:		0	0.00%	0	0.00%
Under Votes:		0	0.00%	5	8.93%
City of Bellaire, PROPOSITION Y, Vote For 1					
	FOR	10	100.00%	48	94.12%
	AGAINST	0	0.00%	3	5.88%
Cast Votes:		10	100.00%	51	91.07%
Over Votes:		0	0.00%	0	0.00%
Under Votes:		0	0.00%	5	8.93%
City of Bellaire, PROPOSITION Z, Vote For 1					
	FOR	10	100.00%	48	94.12%
	AGAINST	0	0.00%	3	5.88%
Cast Votes:		10	100.00%	51	91.07%
Over Votes:		0	0.00%	0	0.00%
Under Votes:		0	0.00%	5	8.93%
City of Bellaire, PROPOSITION AA, Vote For 1					
	FOR	10	100.00%	48	94.12%
	AGAINST	0	0.00%	3	5.88%
Cast Votes:		10	100.00%	51	91.07%
Over Votes:		0	0.00%	0	0.00%
Under Votes:		0	0.00%	5	8.93%
City of Bellaire, PROPOSITION AB, Vote For 1					
	FOR	10	100.00%	48	94.12%
	AGAINST	0	0.00%	3	5.88%
Cast Votes:		10	100.00%	51	91.07%
Over Votes:		0	0.00%	0	0.00%
Under Votes:		0	0.00%	5	8.93%
City of Bellaire, PROPOSITION AC, Vote For 1					
	FOR	10	100.00%	48	94.12%
	AGAINST	0	0.00%	3	5.88%
Cast Votes:		10	100.00%	51	91.07%
Over Votes:		0	0.00%	0	0.00%
Under Votes:		0	0.00%	5	8.93%
City of Bellaire, PROPOSITION AD, Vote For 1					
	FOR	10	100.00%	48	94.12%
	AGAINST	0	0.00%	3	5.88%
Cast Votes:		10	100.00%	51	91.07%
Over Votes:		0	0.00%	0	0.00%
Under Votes:		0	0.00%	5	8.93%
City of Bellaire, PROPOSITION AE, Vote For 1					
	FOR	10	100.00%	48	94.12%
	AGAINST	0	0.00%	3	5.88%
Cast Votes:		10	100.00%	51	91.07%
Over Votes:		0	0.00%	0	0.00%
Under Votes:		0	0.00%	5	8.93%
City of Bellaire, PROPOSITION AF, Vote For 1					
	FOR	10	100.00%	48	94.12%
	AGAINST	0	0.00%	3	5.88%
Cast Votes:		10	100.00%	51	91.07%
Over Votes:		0	0.00%	0	0.00%
Under Votes:		0	0.00%	5	8.93%
City of Bellaire, PROPOSITION AG, Vote For 1					
	FOR	10	100.00%	48	94.12%
	AGAINST	0	0.00%	3	5.88%
Cast Votes:		10	100.00%	51	91.07%
Over Votes:		0	0.00%	0	0.00%
Under Votes:		0	0.00%	5	8.93%
City of Bellaire, PROPOSITION AH, Vote For 1					
	FOR	10	100.00%	48	94.12%
	AGAINST	0	0.00%	3	5.88%
Cast Votes:		10	100.00%	51	91.07%
Over Votes:		0	0.00%	0	0.00%
Under Votes:		0	0.00%	5	8.93%
City of Bellaire, PROPOSITION AI, Vote For 1					
	FOR	10	100.00%	48	94.12%
	AGAINST	0	0.00%	3	5.88%
Cast Votes:		10	100.00%	51	91.07%
Over Votes:		0	0.00%	0	0.00%
Under Votes:		0	0.00%	5	8.93%
City of Bellaire, PROPOSITION AJ, Vote For 1					
	FOR	10	100.00%	48	94.12%
	AGAINST	0	0.00%	3	5.88%
Cast Votes:		10	100.00%	51	91.07%
Over Votes:		0	0.00%	0	0.00%
Under Votes:		0	0.00%	5	8.93%
City of Bellaire, PROPOSITION AK, Vote For 1					
	FOR	10	100.00%	48	94.12%
	AGAINST	0	0.00%	3	5.88%
Cast Votes:		10	100.00%	51	91.07%
Over Votes:		0	0.00%	0	0.00%
Under Votes:		0	0.00%	5	8.93%
City of Bellaire, PROPOSITION AL, Vote For 1					
	FOR	10	100.00%	48	94.12%
	AGAINST	0	0.00%	3	5.88%
Cast Votes:		10	100.00%	51	91.07%
Over Votes:		0	0.00%	0	0.00%
Under Votes:		0	0.00%	5	8.93%
City of Bellaire, PROPOSITION AM, Vote For 1					
	FOR	10	100.00%	48	94.12%
	AGAINST	0	0.00%	3	5.88%
Cast Votes:		10	100.00%	51	91.07%
Over Votes:		0	0.00%	0	0.00%
Under Votes:		0	0.00%	5	8.93%
City of Bellaire, PROPOSITION AN, Vote For 1					
	FOR	10	100.00%	48	94.12%
	AGAINST	0	0.00%	3	5.88%
Cast Votes:		10	100.00%	51	91.07%
Over Votes:		0	0.00%	0	0.00%
Under Votes:		0	0.00%	5	8.93%
City of Bellaire, PROPOSITION AO, Vote For 1					
	FOR	10	100.00%	48	94.12%
	AGAINST	0	0.00%	3	5.88%
Cast Votes:		10	100.00%	51	91.07%
Over Votes:		0	0.00%	0	0.00%
Under Votes:		0	0.00%	5	8.93%
City of Bellaire, PROPOSITION AP, Vote For 1					
	FOR	10	100.00%	48	94.12%
	AGAINST	0	0.00%	3	5.88%
Cast Votes:		10	100.00%	51</	

Page 18 of 20

Total Number of Voters: 150,174 of 2,233,533 = 6.72%
Number of District Voters: 150,174 of 2,233,533 = 6.72%

Total

Election

Early

Absentee

1

Precinct 0268 (Ballots Cast: 435)

FOR
AGAINST

Cast Votes:

Over Votes:

Under Votes:

aire, PROPOSITION D, Vote For 1
FOR
AGAINST

Cast Votes:
Over Votes:
Under Votes:

FOR
AGAINST

Cast Votes:
Over Votes:
Under Votes:

ire, PROPOSITION F, Vote For 1
FOR
AGAINST

Cast Votes:
Over Votes:
Under Votes:

ire, PROPOSITION G, Vote For 1
FOR
AGAINST

Cast Votes:
Over Votes:
Under Votes:

FOR
AGAINST

Cast Votes:
Over Votes:
Under Votes:

Attachment: Official Canvass Reports (2384 : Canvass of General and Special Elections)

City of Bellaire Precinct Report — Official

Harris County, Texas — General and Special Elections — November 07, 2017

Page 19 of 20

11/14/2017 02:10 PM

Total Number of Voters : 150,174 of 2,233,533 = 6.72%
 Number of District Voters: 150,174 of 2,233,533 = 6.72%

Precincts Reporting 1,012 of 1,012 = 100.00%
 District Precincts Reporting 5 of 5 = 100.00%

Party	Candidate	Absentee	Early	Election	Total
Precinct 0268 (Ballots Cast: 435)					
City of Bellaire, PROPOSITION I, Vote For 1					
FOR		10	92.45%	294	353
AGAINST		0	7.55%	38	42
Cast Votes: 353					
Over Votes: 0					
Under Votes: 0					
City of Bellaire, PROPOSITION J, Vote For 1					
FOR		9	92.31%	295	352
AGAINST		1	7.69%	35	40
Cast Votes: 352					
Over Votes: 0					
Under Votes: 0					
City of Bellaire, PROPOSITION K, Vote For 1					
FOR		8	90.38%	282	337
AGAINST		1	9.62%	45	51
Cast Votes: 337					
Over Votes: 0					
Under Votes: 0					
City of Bellaire, PROPOSITION L, Vote For 1					
FOR		9	92.86%	327	388
AGAINST		0	0.00%	0	0
Cast Votes: 388					
Over Votes: 0					
Under Votes: 0					
City of Bellaire, PROPOSITION M, Vote For 1					
FOR		9	92.86%	322	384
AGAINST		1	7.69%	42	47
Cast Votes: 384					
Over Votes: 0					
Under Votes: 0					
City of Bellaire, PROPOSITION N, Vote For 1					
FOR		9	96.15%	282	341
AGAINST		1	3.85%	41	44
Cast Votes: 341					
Over Votes: 0					
Under Votes: 0					
City of Bellaire, PROPOSITION O, Vote For 1					
FOR		9	94.12%	284	341
AGAINST		1	5.88%	40	44
Cast Votes: 341					
Over Votes: 0					
Under Votes: 0					

City of Bellaire Precinct Report — Official

Harris County, Texas — General and Special Elections — November 07, 2017

Page 20 of 20

11/14/2017 02:10 PM

Total Number of Voters : 150,174 of 2,233,533 = 6.72%

Precincts Reporting 1,012 of 1,012 = 100.00%

Number of District Voters: 150,174 of 2,233,533 = 6.72%

District Precincts Reporting 5 of 5 = 100.00%

Party	Candidate	Absentee	Early	Election	Total
-------	-----------	----------	-------	----------	-------

Precinct 0268 (Ballots Cast: 435)

City of Bellaire, PROPOSITION O, Vote For 1					
FOR		2	25.00%	44	84.62%
AGAINST		6	75.00%	8	15.38%
Cast Votes:		8	80.00%	52	92.86%
Over Votes:		0	0.00%	0	0.00%
Under Votes:		2	20.00%	4	7.14%
City of Bellaire, PROPOSITION P, Vote For 1					
FOR		4	57.14%	44	88.00%
AGAINST		3	42.86%	6	12.00%
Cast Votes:		7	70.00%	50	89.29%
Over Votes:		0	0.00%	0	0.00%
Under Votes:		3	30.00%	6	10.71%
City of Bellaire, PROPOSITION Q, Vote For 1					
FOR		9	90.00%	47	90.38%
AGAINST		1	10.00%	5	9.62%
Cast Votes:		10	100.00%	52	92.86%
Over Votes:		0	0.00%	0	0.00%
Under Votes:		0	0.00%	4	7.14%
City of Bellaire, PROPOSITION R, Vote For 1					
FOR		9	90.00%	46	88.46%
AGAINST		1	10.00%	6	11.54%
Cast Votes:		10	100.00%	52	92.86%
Over Votes:		0	0.00%	0	0.00%
Under Votes:		0	0.00%	4	7.14%
City of Bellaire, PROPOSITION S, Vote For 1					
FOR		9	90.00%	46	88.46%
AGAINST		1	10.00%	6	11.54%
Cast Votes:		10	100.00%	52	92.86%
Over Votes:		0	0.00%	0	0.00%
Under Votes:		0	0.00%	4	7.14%

Mayor and Council

Council Chamber, First Floor of City
Hall
Bellaire, TX 77401-4411



Meeting: 11/20/17 06:00 PM
Department: City Clerk
Category: Ordinance
Department Head: Tracy L. Dutton
DOC ID: 2401

**SCHEDULED
ORDINANCE (ID # 2401)**

Item Title:

Consideration of and possible action on the adoption of an ordinance of the City Council of the City of Bellaire, Texas, canvassing the returns and declaring the results of the City of Bellaire, Texas, General Election held on the 7th day of November, 2017, for the purpose of electing a Mayor, Councilman - Position No. 1, Councilman - Position No. 3, and Councilman - Position No. 5, and canvassing the returns and declaring the results of the Special Election held on the 7th day of November, 2017, for the purpose of amending the Charter of the City of Bellaire, Texas - Submitted by Tracy L. Dutton, City Clerk.

Background/Summary:

Following the public reading of the tabulation of the total number of votes received in each precinct (128, 182, 214, 215, 268) and the sum of the precinct totals cast in the City of Bellaire, Texas, General Election held on November 7, 2017, for the purpose of electing a Mayor, Councilman--Position No. 1, Councilman--Position No. 3, and Councilman--Position No. 5, and the Special Election held on November 7, 2017, for the purpose of amending the Charter of the City of Bellaire, Texas, City Council will be asked to take action on the adoption of an ordinance declaring the results of the General and Special Elections.

An ordinance has been prepared for this purpose and is attached hereto. Canvass reports prepared by the Elections Division of the Harris County Clerk, Stan Stanart, serve as Exhibit A to the ordinance.

Previous Council Action Summary:

N/A

Fiscal Impact:

N/A

Recommendation:

The City Clerk recommends adoption of an ordinance canvassing and declaring the results of the General and Special Elections held on November 7, 2017.

ATTACHMENTS:

- Ordinance Canvass Returns and Declaring Results - GE and SE - 2017 (PDF)



ORDINANCE NO. 17-____

AN ORDINANCE OF THE CITY COUNCIL OF THE CITY OF BELLAIRE, TEXAS, CANVASSING THE RETURNS AND DECLARING THE RESULTS OF A GENERAL ELECTION HELD NOVEMBER 7, 2017, FOR THE PURPOSE OF ELECTING A MAYOR, COUNCILMAN - POSITION NO. 1, COUNCILMAN - POSITION NO. 3, AND COUNCILMAN - POSITION NO. 5 FOR THE CITY COUNCIL OF THE CITY OF BELLAIRE, TEXAS, AND CANVASSING THE RETURNS AND DECLARING THE RESULTS OF A SPECIAL ELECTION HELD NOVEMBER 7, 2017, FOR THE PURPOSE OF AMENDING THE *CHARTER OF THE CITY OF BELLAIRE, TEXAS*.

WHEREAS, on November 7, 2017, a General Election was held for and within the City of Bellaire, Texas, pursuant to *Chapter 3, Ordering Election*, of the *Texas Election Code*, for the purpose of electing a **Mayor, Councilman - Position No. 1, Councilman - Position No. 3, and Councilman - Position No. 5** for the City Council of the City of Bellaire, Texas; and

WHEREAS, on November 7, 2017, a Special Election was held for and within the City of Bellaire, Texas, pursuant to *Chapter 9.004*, of the *Texas Local Government Code*, for the purpose of amending the *Charter of the City of Bellaire, Texas*; and

WHEREAS, it is hereby found and determined that the notice of the General Election was duly given in the form, manner, and time required by law, and was in all respects legally held and conducted in accordance with applicable laws of the State of Texas and the proceedings calling and governing the holding of such General Election; and

WHEREAS, it is hereby found and determined that the notice of the Special Election was duly given in the form, manner, and time required by law and was in all respects legally held and conducted in accordance with applicable laws of the State of Texas and the proceedings calling and governing the holding of such Special Election; and

WHEREAS, the propositions submitted to the resident electors of the City of Bellaire, Texas, for the purpose of amending the *Charter of the City of Bellaire, Texas*, were set forth on the ballot in substantially the following form:

PROPOSITION A

Amendments to the City Charter for consistency with the general laws of the State of Texas.

☐

FOR

☐

AGAINST

PROPOSITION B

Amendments to the City Charter requiring a public process to be followed by City Council for a determination as to whether an existing Council Member is still qualified to hold office.

☐

FOR

☐

AGAINST

PROPOSITION C

An amendment to the City Charter replacing the existing Council compensation structure with a flat monthly stipend and allowing the Council to change the stipend provided that any increase would have to be ratified by a majority of the voters.

☐

FOR

☐

AGAINST

PROPOSITION D

An amendment to the City Charter relating to investigations by Council to increase the maximum fine for failing to obey a subpoena from Council.

☐

FOR

☐

AGAINST

PROPOSITION E

Amendments to the City Charter to clarify language which, as currently expressed, is ambiguous.

☐**FOR**☐**AGAINST****PROPOSITION F**

An amendment to the City Charter authorizing vacancies in City Council to be filled as authorized by the Texas Constitution.

☐**FOR**☐**AGAINST****PROPOSITION G**

An amendment to the City Charter authorizing the City Manager to sign all contracts approved by City Council as is consistent with the current form of government.

☐**FOR**☐**AGAINST****PROPOSITION H**

Amendments to the City Charter which require the City to borrow money in compliance with State law.

☐**FOR**☐**AGAINST****PROPOSITION I**

Amendments to the City Charter to create efficiencies and remove provisions redundant with the authority provided for in State law as to financial administration.

☐**FOR**☐**AGAINST**

PROPOSITION J

Amendments to the City Charter deleting sections of the Charter as unnecessary and to create greater efficiencies.

☐**FOR**☐**AGAINST****PROPOSITION K**

Amendments to the City Charter requiring the number of signatories necessary for an initiative election to be a percentage of the registered voters in the City for consistency.

☐**FOR**☐**AGAINST****PROPOSITION L**

Amendments to the City Charter requiring the number of signatories necessary for a recall election to be a percentage of the registered voters in the City for consistency.

☐**FOR**☐**AGAINST****PROPOSITION M**

Amendments to the City Charter requiring the number of signatories necessary for a referendum election to be a percentage of the registered voters in the City for consistency.

☐**FOR**☐**AGAINST****PROPOSITION N**

An amendment to the City Charter providing the citizens more time to gather signatures on referendum petitions.

☐**FOR**☐**AGAINST**

PROPOSITION O

An amendment to the City Charter reducing the timelines for adopting franchise ordinances.

☐

FOR

☐

AGAINST

PROPOSITION P

An amendment to the City Charter deleting transitory provisions.

☐

FOR

☐

AGAINST

PROPOSITION Q

An amendment to the City Charter authorizing non-substantive revisions such as renumbering, gender neutrality and correcting grammatical or typographical errors.

☐

FOR

☐

AGAINST

PROPOSITION R

An amendment to the City Charter making all sections of the City Charter gender neutral.

☐

FOR

☐

AGAINST

WHEREAS, the presiding judge and/or alternate judge have tallied the votes of the General Election and have provided the results of the General Election to the City Council of the City of Bellaire, Texas; and

WHEREAS, the presiding judge and/or alternate judge have tallied the votes of the Special Election and have provided the results of the Special Election to the City Council of the City of Bellaire, Texas; **NOW, THEREFORE**,

BE IT ORDAINED BY THE CITY COUNCIL OF THE CITY OF BELLAIRE, TEXAS:

Section 1. THAT the recitals contained herein are true and correct.

Section 2. THAT the presiding judge and/or alternate judge have delivered the returns for each precinct as prescribed by *Chapter 66, Disposition of Records and Supplies After Election*, of the *Texas Election Code*.

Section 3. THAT 405 ballots were cast during early voting in the General Election as follows:

General Election: Candidate	Precinct 128	Precinct 182	Precinct 214	Precinct 215	Precinct 268	Total
Mayor:						
Andrew S. Friedberg	89	71	74	66	56	356
Robert Riquelmy	7	5	4	4	4	24
Councilman—Position No. 1						
Neil Verma	62	39	55	52	49	257
Kevin Newman	30	31	22	17	13	113
Councilman—Position No. 3						
Gus E. Pappas	80	64	68	59	53	324
Councilman—Position No. 5						
Michael Fife	54	36	43	37	38	208
Jim Avioli, Sr.	37	37	34	33	25	166

Section 4. THAT 1,700 ballots were cast on Election Day in the General Election as follows:

General Election: Candidate	Precinct 128	Precinct 182	Precinct 214	Precinct 215	Precinct 268	Total
Mayor:						
Andrew Friedberg	280	335	211	286	311	1,423
Robert Riquelmy	32	49	30	42	33	186
Councilman—Position No. 1						
Neil Verma	196	229	136	211	229	1,001
Kevin Newman	99	130	89	89	89	496

General Election: Candidate	Precinct 128	Precinct 182	Precinct 214	Precinct 215	Precinct 268	Total
Councilman—Position No. 3						
Gus E. Pappas	329	406	254	342	369	1,292
Councilman—Position No. 5						
Michael Fife	180	209	131	195	207	922
Jim Avioli, Sr.	119	161	94	116	126	616

Section 5. THAT a total number of **2,105** ballots were cast during early voting and on Election Day in the General Election as follows:

General Election:

Mayor

Andrew Friedberg	1,779
Robert Riquelmy	210
Under Votes	116
Over Votes	<u>0</u>
Total Ballots Cast	<u>2,105</u>

Councilman—Position No. 1

Neil Verma	1,258
Kevin Newman	609
Under Votes	238
Over Votes	<u>0</u>
Total Ballots Cast	<u>2,105</u>

Councilman—Position No. 3

Gus E. Pappas	1,616
Under Votes	489
Over Votes	<u>0</u>
Total Ballots Cast	<u>2,105</u>

Councilman—Position No. 5

Michael Fife	1,130
Jim Avioli, Sr.	782
Under Votes	193
Over Votes	<u>0</u>
Total Ballots Cast	<u>2,105</u>

Special Election:

Section 6. THAT 405 ballots were cast during early voting in the Special Election as

follows:

Special Election: Proposition	Precinct 128	Precinct 182	Precinct 214	Precinct 215	Precinct 268	Total
A – Amendments for consistency with general laws of State of TX						
For	88	71	67	64	58	348
Against	6	7	10	7	5	35
B – Amendment requiring a public process to determine if Council Member is qualified for office						
For	82	70	70	67	58	347
Against	12	7	8	6	3	36
C – Replacing compensation structure for City Council to flat monthly stipend						
For	67	54	62	61	52	296
Against	27	24	16	13	12	92
D – Increase in maximum fine for failing to obey subpoena from Council						
For	70	64	65	60	53	312
Against	25	14	13	14	11	77
E – Amendment to clarify language which is ambiguous						
For	86	71	74	68	60	359
Against	9	9	4	6	4	32
F – Vacancies in City Council to be filled as authorized by the Texas Constitution						
For	86	73	71	68	54	352
Against	9	7	6	5	8	35

Special Election: Proposition	Precinct 128	Precinct 182	Precinct 214	Precinct 215	Precinct 268	Total
G – Authorization for City Manager to sign all contracts approved by City Council						
For	88	71	68	63	59	349
Against	8	7	9	9	4	37
H – Amendments which require the City to borrow money in compliance with State law						
For	84	62	60	64	58	328
Against	10	17	17	8	5	57
I – Amendments to create efficiencies and remove redundant provisions						
For	83	71	73	64	59	350
Against	10	8	5	8	4	35
J – Amendments deleting sections as unnecessary and to create greater efficiencies						
For	80	63	69	63	57	332
Against	13	15	9	9	5	51
K – Amendments requiring number of signatories for initiative election to be a percentage of registered voters						
For	78	64	70	65	55	332
Against	14	14	8	7	6	49
L – Amendments requiring number of signatories for recall election to be a percentage of registered voters						
For	79	65	70	65	57	336
Against	13	13	7	8	5	46

Special Election: Proposition	Precinct 128	Precinct 182	Precinct 214	Precinct 215	Precinct 268	Total
M – Amendments requiring number of signatories for a referendum election to be a percentage of registered voters						
For	77	63	66	63	59	328
Against	15	15	10	9	3	52
N – Amendment providing citizens more time to gather signatures on referendum petitions						
For	78	72	67	65	57	339
Against	14	6	11	6	4	41
O – Amendment reducing the timelines for adopting franchise ordinances						
For	73	58	55	58	46	290
Against	17	18	22	11	14	82
P – Amendment deleting transitory provisions						
For	75	62	56	58	48	299
Against	14	12	16	11	9	62
Q – Amendment authorizing non-substantive revisions and correcting grammatical and typographical errors						
For	86	66	69	63	56	340
Against	7	10	10	10	6	43
R – Amendment making all sections of the Charter gender neutral						
For	82	65	62	60	55	324
Against	11	11	16	12	7	57

Section 7. THAT 1,700 ballots were cast on Election Day in the Special Election as follows:

Special Election: Proposition	Precinct 128	Precinct 182	Precinct 214	Precinct 215	Precinct 268	Total
A – Amendments for consistency with general laws of State of TX						
For	262	318	197	286	296	1,359
Against	36	65	39	39	41	220
B – Amendment requiring a public process to determine if Council Member is qualified for office						
For	273	353	225	295	307	1,453
Against	30	36	15	32	30	143
C – Replacing compensation structure for City Council to flat monthly stipend						
For	229	300	188	265	272	1,254
Against	62	84	46	57	62	311
D – Increase in maximum fine for failing to obey subpoena from Council						
For	223	278	168	244	249	1,162
Against	73	96	66	78	75	388
E – Amendment to clarify language which is ambiguous						
For	275	341	216	291	312	1,435
Against	27	49	21	34	27	158
F – Vacancies in City Council to be filled as authorized by the Texas Constitution						
For	260	334	202	292	292	1,380
Against	34	49	32	32	40	187

Special Election: Proposition	Precinct 128	Precinct 182	Precinct 214	Precinct 215	Precinct 268	Total
G – Authorization for City Manager to sign all contracts approved by City Council						
For	267	336	194	277	297	1,371
Against	30	47	39	46	34	196
H – Amendments which require the City to borrow money in compliance with State law						
For	252	318	193	273	305	1,341
Against	44	60	41	43	33	221
I – Amendments to create efficiencies and remove redundant provisions						
For	261	332	198	283	294	1,368
Against	30	47	30	39	38	184
J – Amendments deleting sections as unnecessary and to create greater efficiencies						
For	259	318	201	277	295	1,350
Against	33	55	33	45	35	201
K – Amendments requiring number of signatories for initiative election to be a percentage of registered voters						
For	246	308	196	279	282	1,311
Against	42	61	38	39	45	225
L – Amendments requiring number of signatories for recall election to be a percentage of registered voters						
For	251	312	203	273	280	1,319
Against	35	62	29	41	42	209

Special Election: Proposition	Precinct 128	Precinct 182	Precinct 214	Precinct 215	Precinct 268	Total
M – Amendments requiring number of signatories for a referendum election to be a percentage of registered voters						
For	245	304	198	275	282	1,304
Against	41	67	34	39	41	222
N – Amendment providing citizens more time to gather signatures on referendum petitions						
For	243	320	213	274	284	1,334
Against	44	54	25	43	40	206
O – Amendment reducing the timelines for adopting franchise ordinances						
For	205	271	159	234	236	1,105
Against	63	79	62	71	67	342
P – Amendment deleting transitory provisions						
For	199	271	160	238	235	1,103
Against	51	70	45	58	49	273
Q – Amendment authorizing non-substantive revisions and correcting grammatical and typographical errors						
For	246	316	188	272	287	1,309
Against	40	64	44	49	40	237
R – Amendment making all sections of the Charter gender neutral						
For	231	290	184	267	269	1,241
Against	62	96	58	61	66	343

Section 8. **THAT** a total number of **2,105** ballots were cast during early voting and on Election Day in the Special Election as follows:

Special Election:

Proposition A

For	1,707
Against	255
Under Votes	143
Over Votes	<u>0</u>
Total Ballots Cast	<u>2,105</u>

Proposition B

For	1,800
Against	179
Under Votes	126
Over Votes	<u>0</u>
Total Ballots Cast	<u>2,105</u>

Proposition C

For	1,550
Against	403
Under Votes	152
Over Votes	<u>0</u>
Total Ballots Cast	<u>2,105</u>

Proposition D

For	1,474
Against	465
Under Votes	166
Over Votes	<u>0</u>
Total Ballots Cast	<u>2,105</u>

Proposition E

For	1,794
Against	190
Under Votes	121
Over Votes	<u>0</u>
Total Ballots Cast	<u>2,105</u>

Proposition F

For	1,732
Against	222
Under Votes	151
Over Votes	<u>0</u>
Total Ballots Cast	<u>2,105</u>

Proposition G

For	1,720
Against	233
Under Votes	152
Over Votes	<u>0</u>
Total Ballots Cast	<u>2,105</u>

Proposition H

For	1,669
Against	278
Under Votes	158
Over Votes	<u>0</u>
Total Ballots Cast	<u>2,105</u>

Proposition I

For	1,718
Against	219
Under Votes	168
Over Votes	<u>0</u>
Total Ballots Cast	<u>2,105</u>

Proposition J

For	1,682
Against	252
Under Votes	171
Over Votes	<u>0</u>
Total Ballots Cast	<u>2,105</u>

Proposition K

For	1,643
Against	274
Under Votes	188
Over Votes	<u>0</u>
Total Ballots Cast	<u>2,105</u>

Proposition L

For	1,655
Against	255
Under Votes	195
Over Votes	<u>0</u>
Total Ballots Cast	<u>2,105</u>

Proposition M

For	1,632
Against	274
Under Votes	199
Over Votes	<u>0</u>
Total Ballots Cast	<u>2,105</u>

Proposition N

For	1,673
Against	247
Under Votes	185
Over Votes	<u>0</u>
Total Ballots Cast	<u>2,105</u>

Proposition O

For	1,395
Against	424
Under Votes	286
Over Votes	<u>0</u>
Total Ballots Cast	<u>2,105</u>

Proposition P

For	1,402
Against	335
Under Votes	368
Over Votes	<u>0</u>
Total Ballots Cast	<u>2,105</u>

Proposition Q

For	1,649
Against	280
Under Votes	176
Over Votes	<u>0</u>
Total Ballots Cast	<u>2,105</u>

Proposition R

For	1,565
Against	400
Under Votes	140
Over Votes	<u>0</u>
Total Ballots Cast	<u>2,105</u>

Section 9. **THAT** the City Council of the City of Bellaire, Texas, has examined the return sheet as certified by the presiding judge and/or alternate judge and finds no irregularities in the return sheet. A copy of the return sheet is attached hereto as Exhibit "A."

Section 10. **THAT** the General Election and Special Election were held in conformity with the provisions of the *Texas Election Code*.

Section 11. **THAT** the newly elected City officials for the offices of Mayor, Councilman – Position No. 1, Councilman - Position No. 3, and Councilman - Position No. 5 shall be administered the Oath of Office and shall assume the duties of office immediately thereafter at the first regular City Council meeting scheduled for January 8, 2018, all in accordance with the *Charter of the City of Bellaire, Texas*, as amended November 7, 2006.

Section 12. **THAT** the *Charter of the City of Bellaire, Texas*, shall be amended as approved by the resident electors on November 7, 2017.

Section 13. **THAT** this Ordinance shall be preserved in the permanent records of the City of Bellaire, Texas.

PASSED, APPROVED and ADOPTED this 20th day of November, 2017.

ATTEST:

SIGNED:

Tracy L. Dutton, TRMC
City Clerk

Andrew S. Friedberg
Mayor

APPROVED AS TO FORM:

Alan P. Petrov
City Attorney

**City of Bellaire Canvass Report — Total Voters — Official
Harris County, Texas — General and Special Elections — November 07, 2017**

Page 1 of 22

11/14/2017 02:09 PM

Total Number of Voters: 150,174 of 2,233,533 = 6.72%

Precincts Reporting 1,012 of 1,012 = 100.00%

Number of District Voters: 150,174 of 2,233,533 = 6.72%

District Precincts Reporting 5 of 5 = 100.00%

City of Bellaire, Mayor

Precinct	Early Ballots Cast	Election Ballots Cast	Total Ballots Cast	Registered Voters	Percent Turnout	Andrew Friedberg	Robert Riquelmy	Totals
0128	102	329	431	2,338	18.43%	369	39	408
0182	80	406	486	3,516	13.82%	406	54	460
0214	80	254	334	1,921	17.39%	285	34	319
0215	77	342	419	2,269	18.47%	352	46	398
0268	66	369	435	2,556	17.02%	367	37	404
Totals:	405	1,700	2,105	12,600		1,779	210	1,989

City of Bellaire Canvass Report — Total Voters — Official
Harris County, Texas — General and Special Elections — November 07, 2017

11/14/2017 02:09 PM
 Precincts Reporting 1,012 of 1,012 = 100.00%
 District Precincts Reporting 5 of 5 = 100.00%

Page 2 of 22

Total Number of Voters: 150,174 of 2,233,533 = 6.72%
 Number of District Voters: 150,174 of 2,233,533 = 6.72%

City of Bellaire, Councilman - Position No. 1

Precinct	Early Ballots Cast	Election Ballots Cast	Total Ballots Cast	Registered Voters	Percent Turnout	Neil Verma	Kevin Newman	Totals
0128	102	329	431	2,338	18.43%	258	129	387
0182	80	406	486	3,516	13.82%	268	161	429
0214	80	254	334	1,921	17.39%	191	111	302
0215	77	342	419	2,269	18.47%	263	106	369
0268	66	369	435	2,556	17.02%	278	102	380
Totals:	405	1,700	2,105	12,600		1,258	609	1,867

City of Bellaire Canvass Report — Total Voters — Official
Harris County, Texas — General and Special Elections — November 07, 2017
 Page 3 of 22

11/14/2017 02:09 PM

Precincts Reporting 1,012 of 1,012 = 100.00%
 District Precincts Reporting 5 of 5 = 100.00%

Total Number of Voters: 150,174 of 2,233,533 = 6.72%
 Number of District Voters: 150,174 of 2,233,533 = 6.72%

City of Bellaire, Councilman - Position No. 3

Precinct	Early Ballots Cast	Election Ballots Cast	Total Ballots Cast	Registered Voters	Percent Turnout	Gus F. Pappas	Totals
0128	102	329	431	2,338	18.43%	334	334
0182	80	406	486	3,516	13.82%	364	364
0214	80	254	334	1,921	17.39%	267	267
0215	77	342	419	2,269	18.47%	322	322
0268	66	369	435	2,556	17.02%	329	329
Totals:	405	1,700	2,105	12,600		1,616	1,616

**City of Bellaire Canvass Report — Total Voters — Official
Harris County, Texas — General and Special Elections — November 07, 2017**

11/14/2017 02:09 PM
Precincts Reporting 1,012 of 1,012 = 100.00%
District Precincts Reporting 5 of 5 = 100.00%

Page 4 of 22

Total Number of Voters: 150,174 of 2,233,533 = 6.72%
Number of District Voters: 150,174 of 2,233,533 = 6.72%

City of Bellaire, Councilman - Position No. 5

Precinct	Early Ballots Cast	Election Ballots Cast	Total Ballots Cast	Registered Voters	Percent Turnout	Michael Fife	Jim Avioili Sr.	Totals
0128	102	329	431	2,338	18.43%	234	156	390
0182	80	406	486	3,516	13.82%	245	198	443
0214	80	254	334	1,921	17.39%	174	128	302
0215	77	342	419	2,269	18.47%	232	149	381
0268	66	369	435	2,556	17.02%	245	151	396
Totals:	405	1,700	2,105	12,600		1,130	782	1,912

City of Bellaire Canvass Report — Total Voters — Official
Harris County, Texas — General and Special Elections — November 07, 2017

11/14/2017 02:09 PM

Precincts Reporting 1,012 of 1,012 = 100.00%
 District Precincts Reporting 5 of 5 = 100.00%

Page 5 of 22

Total Number of Voters: 150,174 of 2,233,533 = 6.72%
 Number of District Voters: 150,174 of 2,233,533 = 6.72%

City of Bellaire, PROPOSITION A

Precinct	Early Ballots Cast	Election Ballots Cast	Total Ballots Cast	Registered Voters	Percent Turnout	FOR	AGAINST	Totals
0128	102	329	431	2,338	18.43%	350	42	392
0182	80	406	486	3,516	13.82%	389	72	461
0214	80	254	334	1,921	17.39%	264	49	313
0215	77	342	419	2,269	18.47%	350	46	396
0268	66	369	435	2,556	17.02%	354	46	400
Totals:	405	1,700	2,105	12,600		1,707	255	1,962

**City of Bellaire Canvass Report — Total Voters — Official
Harris County, Texas — General and Special Elections — November 07, 2017**

11/14/2017 02:09 PM
Precincts Reporting 1,012 of 1,012 = 100.00%
District Precincts Reporting 5 of 5 = 100.00%

Page 6 of 22

Total Number of Voters: 150,174 of 2,233,533 = 6.72%
Number of District Voters: 150,174 of 2,233,533 = 6.72%

City of Bellaire, PROPOSITION B							
Precinct	Early Ballots Cast	Election Ballots Cast	Total Ballots Cast	Registered Voters	Percent Turnout	FOR	AGAINST Totals
0128	102	329	431	2,338	18.43%	355	42 397
0182	80	406	486	3,516	13.82%	423	43 466
0214	80	254	334	1,921	17.39%	295	23 318
0215	77	342	419	2,269	18.47%	362	38 400
0268	66	369	435	2,556	17.02%	365	33 398
Totals:	405	1,700	2,105	12,600		1,800	179 1,979

**City of Bellaire Canvass Report — Total Voters — Official
Harris County, Texas — General and Special Elections — November 07, 2017**

11/14/2017 02:09 PM
Precincts Reporting 1,012 of 1,012 = 100.00%
District Precincts Reporting 5 of 5 = 100.00%

Total Number of Voters: 150,174 of 2,233,533 = 6.72%
Number of District Voters: 150,174 of 2,233,533 = 6.72%

Page 7 of 22

City of Bellaire, PROPOSITION C

Precinct	Early Ballots Cast	Election Ballots Cast	Total Ballots Cast	Registered Voters	Percent Turnout	FOR	AGAINST	Totals
0128	102	329	431	2,338	18.43%	296	89	385
0182	80	406	486	3,516	13.82%	354	108	462
0214	80	254	334	1,921	17.39%	250	62	312
0215	77	342	419	2,269	18.47%	326	70	396
0268	66	369	435	2,556	17.02%	324	74	398
Totals:	405	1,700	2,105	12,600		1,550	403	1,953

**City of Bellaire Canvass Report — Total Voters — Official
Harris County, Texas — General and Special Elections — November 07, 2017**

11/14/2017 02:09 PM
Precincts Reporting 1,012 of 1,012 = 100.00%
District Precincts Reporting 5 of 5 = 100.00%

Page 8 of 22

Total Number of Voters: 150,174 of 2,233,533 = 6.72%
Number of District Voters: 150,174 of 2,233,533 = 6.72%

City of Bellaire, PROPOSITION D

Precinct	Early Ballots Cast	Election Ballots Cast	Total Ballots Cast	Registered Voters	Percent Turnout	FOR	AGAINST	Totals
0128	102	329	431	2,338	18.43%	293	98	391
0182	80	406	486	3,516	13.82%	342	110	452
0214	80	254	334	1,921	17.39%	233	79	312
0215	77	342	419	2,269	18.47%	304	92	396
0268	66	369	435	2,556	17.02%	302	86	388
Totals:	405	1,700	2,105	12,600		1,474	465	1,939

**City of Bellaire Canvass Report — Total Voters — Official
Harris County, Texas — General and Special Elections — November 07, 2017**

11/14/2017 02:09 PM

Precincts Reporting 1,012 of 1,012 = 100.00%
District Precincts Reporting 5 of 5 = 100.00%

Total Number of Voters: 150,174 of 2,233,533 = 6.72%
Number of District Voters: 150,174 of 2,233,533 = 6.72%

Page 9 of 22

City of Bellaire, PROPOSITION E

Precinct	Early Ballots Cast	Election Ballots Cast	Total Ballots Cast	Registered Voters	Percent Turnout	FOR	AGAINST	Totals
0128	102	329	431	2,338	18.43%	361	36	397
0182	80	406	486	3,516	13.82%	412	58	470
0214	80	254	334	1,921	17.39%	290	25	315
0215	77	342	419	2,269	18.47%	359	40	399
0268	66	369	435	2,556	17.02%	372	31	403
Totals:	405	1,700	2,105	12,600		1,794	190	1,984

City of Bellaire Canvass Report — Total Voters — Official
Harris County, Texas — General and Special Elections — November 07, 2017

11/14/2017 02:09 PM
 Precincts Reporting 1,012 of 1,012 = 100.00%
 District Precincts Reporting 5 of 5 = 100.00%

Page 10 of 22

Total Number of Voters: 150,174 of 2,233,533 = 6.72%
 Number of District Voters: 150,174 of 2,233,533 = 6.72%

City of Bellaire, PROPOSITION F

Precinct	Early Ballots Cast	Election Ballots Cast	Total Ballots Cast	Registered Voters	Percent Turnout	FOR	AGAINST	Totals
0128	102	329	431	2,338	18.43%	346	43	389
0182	80	406	486	3,516	13.82%	407	56	463
0214	80	254	334	1,921	17.39%	273	38	311
0215	77	342	419	2,269	18.47%	360	37	397
0288	66	369	435	2,556	17.02%	346	48	394
Totals:	405	1,700	2,105	12,600		1,732	222	1,954

**City of Bellaire Canvass Report — Total Voters — Official
Harris County, Texas — General and Special Elections — November 07, 2017**

11/14/2017 02:09 PM
Precincts Reporting 1,012 of 1,012 = 100.00%
District Precincts Reporting 5 of 5 = 100.00%

Page 11 of 22

Total Number of Voters: 150,174 of 2,233,533 = 6.72%
Number of District Voters: 150,174 of 2,233,533 = 6.72%

City of Bellaire, PROPOSITION G

Precinct	Early Ballots Cast	Election Ballots Cast	Total Ballots Cast	Registered Voters	Percent Turnout	FOR	AGAINST	Totals
0128	102	329	431	2,338	18.43%	355	38	393
0182	80	406	486	3,516	13.82%	407	54	461
0214	80	254	334	1,921	17.39%	262	48	310
0215	77	342	419	2,269	18.47%	340	55	395
0268	66	369	435	2,556	17.02%	356	38	394
Totals:	405	1,700	2,105	12,600		1,720	233	1,953

**City of Bellaire Canvass Report — Total Voters — Official
Harris County, Texas — General and Special Elections — November 07, 2017**

Page 12 of 22

11/14/2017 02:09 PM

Total Number of Voters: 150,174 of 2,233,533 = 6.72%

Precincts Reporting 1,012 of 1,012 = 100.00%

Number of District Voters: 150,174 of 2,233,533 = 6.72%

District Precincts Reporting 5 of 5 = 100.00%

City of Bellaire, PROPOSITION H

Precinct	Early Ballots Cast	Election Ballots Cast	Total Ballots Cast	Registered Voters	Percent Turnout	FOR	AGAINST	Totals
0128	102	329	431	2,338	18.43%	336	54	390
0182	80	406	486	3,516	13.82%	380	77	457
0214	80	254	334	1,921	17.39%	253	58	311
0215	77	342	419	2,269	18.47%	337	51	388
0268	66	369	435	2,556	17.02%	363	38	401
Totals:	405	1,700	2,105	12,600		1,669	278	1,947

City of Bellaire Canvass Report — Total Voters — Official
Harris County, Texas — General and Special Elections — November 07, 2017
 Page 13 of 22

11/14/2017 02:09 PM

Total Number of Voters: 150,174 of 2,233,533 = 6.72%
 Number of District Voters: 150,174 of 2,233,533 = 6.72%
 Precincts Reporting 1,012 of 1,012 = 100.00%
 District Precincts Reporting 5 of 5 = 100.00%

City of Bellaire, PROPOSITION I

Precinct	Early Ballots Cast	Election Ballots Cast	Total Ballots Cast	Registered Voters	Percent Turnout	FOR	AGAINST	Totals
0128	102	329	431	2,338	18.43%	344	40	384
0182	80	406	486	3,516	13.82%	403	55	458
0214	80	254	334	1,921	17.39%	271	35	306
0215	77	342	419	2,269	18.47%	347	47	394
0268	66	369	435	2,556	17.02%	353	42	395
Totals:	405	1,700	2,105	12,600		1,718	219	1,937

**City of Bellaire Canvass Report — Total Voters — Official
Harris County, Texas — General and Special Elections — November 07, 2017**

Page 14 of 22

11/14/2017 02:09 PM

Total Number of Voters: 150,174 of 2,233,533 = 6.72%

Precincts Reporting 1,012 of 1,012 = 100.00%

Number of District Voters: 150,174 of 2,233,533 = 6.72%

District Precincts Reporting 5 of 5 = 100.00%

City of Bellaire, PROPOSITION J							
Precinct	Early Ballots Cast	Election Ballots Cast	Total Ballots Cast	Registered Voters	Percent Turnout	FOR	AGAINST Totals
0128	102	329	431	2,338	18.43%	339	46 385
0182	80	406	486	3,516	13.82%	381	70 451
0214	80	254	334	1,921	17.39%	270	42 312
0215	77	342	419	2,269	18.47%	340	54 394
0268	66	369	435	2,556	17.02%	352	40 392
Totals:	405	1,700	2,105	12,600		1,882	252 1,934

City of Bellaire Canvass Report — Total Voters — Official
Harris County, Texas — General and Special Elections — November 07, 2017
 Page 15 of 22

11/14/2017 02:09 PM

Total Number of Voters: 150,174 of 2,233,533 = 6.72%
 Number of District Voters: 150,174 of 2,233,533 = 6.72%
 Precincts Reporting 1,012 of 1,012 = 100.00%
 District Precincts Reporting 5 of 5 = 100.00%

City of Bellaire, PROPOSITION K

Precinct	Early Ballots Cast	Election Ballots Cast	Total Ballots Cast	Registered Voters	Percent Turnout	FOR	AGAINST	Totals
0128	102	329	431	2,338	18.43%	324	56	380
0182	80	406	486	3,516	13.82%	372	75	447
0214	80	254	334	1,921	17.39%	266	46	312
0215	77	342	419	2,269	18.47%	344	46	390
0268	66	369	435	2,556	17.02%	337	51	388
Totals:	405	1,700	2,105	12,600		1,643	274	1,917

**City of Bellaire Canvass Report — Total Voters — Official
Harris County, Texas — General and Special Elections — November 07, 2017**

11/14/2017 02:09 PM

Precincts Reporting 1,012 of 1,012 = 100.00%
District Precincts Reporting 5 of 5 = 100.00%

Page 16 of 22

Total Number of Voters: 150,174 of 2,233,533 = 6.72%
Number of District Voters: 150,174 of 2,233,533 = 6.72%

City of Bellaire, PROPOSITION L

Precinct	Early Ballots Cast	Election Ballots Cast	Total Ballots Cast	Registered Voters	Percent Turnout	FOR	AGAINST	Totals
0128	102	329	431	2,338	18.43%	330	48	378
0182	80	406	486	3,516	13.82%	377	75	452
0214	80	254	334	1,921	17.39%	273	36	309
0215	77	342	419	2,269	18.47%	338	49	387
0268	66	369	435	2,556	17.02%	337	47	384
Totals:	405	1,700	2,105	12,600		1,655	255	1,910

**City of Bellaire Canvass Report — Total Voters — Official
Harris County, Texas — General and Special Elections — November 07, 2017**

11/14/2017 02:09 PM

Total Number of Voters: 150,174 of 2,233,533 = 6.72%
Number of District Voters: 150,174 of 2,233,533 = 6.72%

Precincts Reporting 1,012 of 1,012 = 100.00%
District Precincts Reporting 5 of 5 = 100.00%

Page 17 of 22

City of Bellaire, PROPOSITION M

Precinct	Early Ballots Cast	Election Ballots Cast	Total Ballots Cast	Registered Voters	Percent Turnout	FOR	AGAINST	Totals
0128	102	329	431	2,338	18.43%	322	56	378
0182	80	406	486	3,516	13.82%	367	82	449
0214	80	254	334	1,921	17.39%	264	44	308
0215	77	342	419	2,269	18.47%	338	48	386
0268	66	369	435	2,556	17.02%	341	44	385
Totals:	405	1,700	2,105	12,600		1,632	274	1,906

**City of Bellaire Canvass Report — Total Voters — Official
Harris County, Texas — General and Special Elections — November 07, 2017**

11/14/2017 02:09 PM
Precincts Reporting 1,012 of 1,012 = 100.00%
District Precincts Reporting 5 of 5 = 100.00%

Total Number of Voters: 150,174 of 2,233,533 = 6.72%
Number of District Voters: 150,174 of 2,233,533 = 6.72%

Page 18 of 22

City of Bellaire, PROPOSITION N

Precinct	Early Ballots Cast	Election Ballots Cast	Total Ballots Cast	Registered Voters	Percent Turnout	FOR	AGAINST	Totals
0128	102	329	431	2,338	18.43%	321	58	379
0182	80	406	486	3,516	13.82%	392	60	452
0214	80	254	334	1,921	17.39%	280	36	316
0215	77	342	419	2,269	18.47%	339	49	388
0288	66	369	435	2,556	17.02%	341	44	385
Totals:	405	1,700	2,105	12,600		1,673	247	1,920

**City of Bellaire Canvass Report — Total Voters — Official
Harris County, Texas — General and Special Elections — November 07, 2017**

11/14/2017 02:09 PM
Precincts Reporting 1,012 of 1,012 = 100.00%
District Precincts Reporting 5 of 5 = 100.00%

Total Number of Voters: 150,174 of 2,233,533 = 6.72%
Number of District Voters: 150,174 of 2,233,533 = 6.72%

Page 19 of 22

City of Bellaire, PROPOSITION O

Precinct	Early Ballots Cast	Election Ballots Cast	Total Ballots Cast	Registered Voters	Percent Turnout	FOR	AGAINST	Totals
0128	102	329	431	2,338	18.43%	278	80	358
0182	80	406	486	3,516	13.82%	329	97	426
0214	80	254	334	1,921	17.39%	214	84	298
0215	77	342	419	2,269	18.47%	292	82	374
0268	66	389	435	2,556	17.02%	282	81	363
Totals:	405	1,700	2,105	12,600		1,395	424	1,819

City of Bellaire Canvass Report — Total Voters — Official
Harris County, Texas — General and Special Elections — November 07, 2017

11/14/2017 02:09 PM

Precincts Reporting 1,012 of 1,012 = 100.00%
 District Precincts Reporting 5 of 5 = 100.00%

Page 20 of 22

Total Number of Voters: 150,174 of 2,233,533 = 6.72%
 Number of District Voters: 150,174 of 2,233,533 = 6.72%

City of Bellaire, PROPOSITION P

Precinct	Early Ballots Cast	Election Ballots Cast	Total Ballots Cast	Registered Voters	Percent Turnout	FOR	AGAINST	Totals
0128	102	329	431	2,338	18.43%	274	65	339
0182	80	406	486	3,516	13.82%	333	82	415
0214	80	254	334	1,921	17.39%	216	61	277
0215	77	342	419	2,269	18.47%	296	69	365
0268	66	369	435	2,556	17.02%	283	58	341
Totals:	405	1,700	2,105	12,600		1,402	335	1,737

City of Bellaire Canvass Report — Total Voters — Official
Harris County, Texas — General and Special Elections — November 07, 2017

11/14/2017 02:09 PM
 Precincts Reporting 1,012 of 1,012 = 100.00%
 District Precincts Reporting 5 of 5 = 100.00%

Page 21 of 22

Total Number of Voters: 150,174 of 2,233,533 = 6.72%
 Number of District Voters: 150,174 of 2,233,533 = 6.72%

City of Bellaire, PROPOSITION Q

Precinct	Early Ballots Cast	Election Ballots Cast	Total Ballots Cast	Registered Voters	Percent Turnout	FOR	AGAINST	Totals
0128	102	329	431	2,338	18.43%	332	47	379
0182	80	406	486	3,516	13.82%	382	74	456
0214	80	254	334	1,921	17.39%	257	54	311
0215	77	342	419	2,269	18.47%	335	59	394
0268	66	369	435	2,556	17.02%	343	46	389
Totals:	405	1,700	2,105	12,600		1,649	280	1,929

**City of Bellaire Canvass Report — Total Voters — Official
Harris County, Texas — General and Special Elections — November 07, 2017**

11/14/2017 02:09 PM
Precincts Reporting 1,012 of 1,012 = 100.00%
District Precincts Reporting 5 of 5 = 100.00%

Page 22 of 22

Total Number of Voters: 150,174 of 2,233,533 = 6.72%
Number of District Voters: 150,174 of 2,233,533 = 6.72%

City of Bellaire, PROPOSITION R

Precinct	Early Ballots Cast	Election Ballots Cast	Total Ballots Cast	Registered Voters	Percent Turnout	FOR	AGAINST	Totals
0128	102	329	431	2,338	18.43%	313	73	386
0182	80	406	486	3,516	13.82%	355	107	462
0214	80	254	334	1,921	17.39%	246	74	320
0215	77	342	419	2,269	18.47%	327	73	400
0268	66	369	435	2,556	17.02%	324	73	397
Totals:	405	1,700	2,105	12,600		1,565	400	1,965

City of Bellaire Cumulative Report — Official Harris County, Texas — General and Special Elections — November 07, 2017

Page 1 of 8

11/14/2017 02:06 PM

Total Number of Voters : 150,174 of 2,233,533 = 6.72%
Number of District Voters: 150,174 of 2,233,533 = 6.72%

Precincts Reporting 1,012 of 1,012 = 100.00%
District Precincts Reporting 5 of 5 = 100.00%

Party	Candidate	Absentee	Early	Election	Total
City of Bellaire, Mayor, Vote For 1					
	Andrew Friedberg	70	93.33%	286	93.77%
	Robert Riquelmy	5	6.67%	19	6.23%
Cast Votes:					
		75	94.94%	305	93.56%
Over Votes:					
		0	0.00%	0	0.00%
Under Votes:					
		4	5.06%	21	6.44%
Precincts					
Counted	Total	Percent	Ballots	Registered	Percent
5	5	100.00%	2,105	12,600	16.71%

City of Bellaire, Councilman - Position No. 1, Vote For 1

Neil Verma					
		35	49.30%	222	74.25%
Kevin Newman					
		36	50.70%	77	25.75%
Cast Votes:					
		71	89.87%	299	91.72%
Over Votes:					
		0	0.00%	0	0.00%
Under Votes:					
		8	10.13%	27	8.28%
Precincts					
Counted	Total	Percent	Ballots	Registered	Percent
5	5	100.00%	2,105	12,600	16.71%

City of Bellaire, Councilman - Position No. 3, Vote For 1

Gus E. Pappas					
		61	100.00%	263	100.00%
Cast Votes:					
		61	77.22%	263	80.67%
Over Votes:					
		0	0.00%	0	0.00%
Under Votes:					
		18	22.78%	63	19.33%
Precincts					
Counted	Total	Percent	Ballots	Registered	Percent
5	5	100.00%	2,105	12,600	16.71%

City of Bellaire Cumulative Report — Official Harris County, Texas — General and Special Elections — November 07, 2017

Page 2 of 8

11/14/2017 02:06 PM

Total Number of Voters : 150,174 of 2,233,533 = 6.72%
Number of District Voters: 150,174 of 2,233,533 = 6.72%

Precincts Reporting 1,012 of 1,012 = 100.00%
District Precincts Reporting 5 of 5 = 100.00%

Party	Candidate	Absentee	Early	Election	Total
	City of Bellaire, Councilman - Position No. 5, Vote For 1				
	Michael Fife	35 48.81%	173 57.28%	922 59.95%	1,130 59.10%
	Jim Avioli Sr.	37 51.39%	129 42.72%	616 40.05%	782 40.90%
<hr/>					
	Cast Votes:	72 91.14%	302 92.64%	1,538 90.47%	1,912 90.83%
	Over Votes:	0 0.00%	0 0.00%	0 0.00%	0 0.00%
	Under Votes:	7 8.86%	24 7.36%	162 9.53%	193 9.17%
<hr/>					
Precincts		Percent		Voters	
Counted	Total	Percent	Ballots	Registered	Percent
5	5	100.00%	2,105	12,600	16.71%

City of Bellaire, PROPOSITION A, Vote For 1
FOR
AGAINST

FOR	66	88.00%	282	91.56%	1,359	86.07%	1,707	87.00%
AGAINST	9	12.00%	26	8.44%	220	13.93%	255	13.00%
<hr/>								
Cast Votes:	75	94.94%	308	94.48%	1,579	92.88%	1,962	93.21%
Over Votes:	0	0.00%	0	0.00%	0	0.00%	0	0.00%
Under Votes:	4	5.06%	18	5.52%	121	7.12%	143	6.79%
<hr/>								
Precincts			Voters					
Counted	Total	Percent	Ballots	Registered	Percent			
5	5	100.00%	2,105	12,600	16.71%			

City of Bellaire, PROPOSITION B, Vote For 1
FOR
AGAINST

FOR AGAINST	69	90.79%	278	90.55%	1,453	91.04%	1,800	90.96%
	7	9.21%	29	9.45%	143	8.96%	179	9.04%
	<hr/>							
	76	96.20%	307	94.17%	1,596	93.88%	1,979	94.01%
Cast Votes:								
Over Votes:	0	0.00%	0	0.00%	0	0.00%	0	0.00%
Under Votes:	3	3.80%	19	5.83%	104	6.12%	126	5.99%
<hr/>								
Precincts			Voters					
Counted	Total	Percent	Ballots	Registered	Percent			
5	5	100.00%	2,105	12,600	16.71%			

City of Bellaire Cumulative Report — Official Harris County, Texas — General and Special Elections — November 07, 2017

Page 3 of 8

11/14/2017 02:06 PM

Total Number of Voters : 150,174 of 2,233,533 = 6.72%
Number of District Voters: 150,174 of 2,233,533 = 6.72%

Precincts Reporting 1,012 of 1,012 = 100.00%
District Precincts Reporting 5 of 5 = 100.00%

Party	Candidate	Absentee	Early	Election	Total
FOR		58 75.32%	238 76.53%	1,254 80.13%	1,550 79.37%
AGAINST		19 24.68%	73 23.47%	311 19.87%	403 20.63%
<hr/>					
Cast Votes:		77 97.47%	311 95.40%	1,565 92.06%	1,953 92.78%
Over Votes:		0 0.00%	0 0.00%	0 0.00%	0 0.00%
Under Votes:		2 2.53%	15 4.60%	135 7.94%	152 7.22%
<hr/>					
		Precincts		Voters	
Counted	Total	Percent	Ballots	Registered	Percent
5	5	100.00%	2,105	12,600	16.71%

City of Bellaire, PROPOSITION D, Vote For 1

FOR
AGAINST

59	75.64%	253	81.35%	1,162	74.97%	1,474	76.02%
19	24.36%	58	18.65%	388	25.03%	465	23.98%
<hr/>							
78	98.73%	311	95.40%	1,550	91.18%	1,939	92.11%
0	0.00%	0	0.00%	0	0.00%	0	0.00%
1	1.27%	15	4.60%	150	8.82%	166	7.89%
<hr/>							
Precincts		Voters					
Counted	Total	Percent	Ballots	Registered	Percent		
5	5	100.00%	2,105	12,600	16.71%		

Cast Votes:

Over Votes:

Under Votes:

City of Bellaire, PROPOSITION E, Vote For 1

FOR
AGAINST

68	87.18%	291	92.97%	1,435	90.08%	1,794	90.42%
10	12.82%	22	7.03%	158	9.92%	190	9.58%
78	98.73%	313	96.01%	1,593	93.71%	1,984	94.25%
0	0.00%	0	0.00%	0	0.00%	0	0.00%
1	1.27%	13	3.99%	107	6.29%	121	5.75%
Cast Votes:							
Over Votes:							
Under Votes:							

Precincts			Voters		
Counted	Total	Percent	Ballots	Registered	Percent
5	5	100.00%	2,105	12,600	16.71%

City of Bellaire Cumulative Report — Official Harris County, Texas — General and Special Elections — November 07, 2017

Page 4 of 8

11/14/2017 02:06 PM

Total Number of Voters : 150,174 of 2,233,533 = 6.72%
Number of District Voters: 150,174 of 2,233,533 = 6.72%

Precincts Reporting 1,012 of 1,012 = 100.00%
District Precincts Reporting 5 of 5 = 100.00%

Party	Candidate	Absentee	Early	Election	Total																
City of Bellaire, PROPOSITION F, Vote For 1																					
FOR		64	83.12%	288	92.90%																
AGAINST		13	16.88%	22	7.10%																
		77	97.47%	310	95.09%																
Cast Votes:				1,567	92.18%																
Over Votes:		0	0.00%	0	0.00%																
Under Votes:		2	2.53%	16	4.91%																
				133	7.82%																
				1,954	92.83%																
<table><tr><th colspan="2">Precincts</th><th colspan="2">Voters</th></tr><tr><th>Counted</th><th>Total</th><th>Percent</th><th>Ballots</th><th>Registered</th><th>Percent</th></tr><tr><td>5</td><td>5</td><td>100.00%</td><td>2,105</td><td>12,600</td><td>16.71%</td></tr></table>						Precincts		Voters		Counted	Total	Percent	Ballots	Registered	Percent	5	5	100.00%	2,105	12,600	16.71%
Precincts		Voters																			
Counted	Total	Percent	Ballots	Registered	Percent																
5	5	100.00%	2,105	12,600	16.71%																

City of Bellaire, PROPOSITION G, Vote For 1

FOR

AGAINST

68	88.31%	281	90.94%	1,371	87.49%	1,720	88.07%
9	11.69%	28	9.06%	196	12.51%	233	11.93%

Cast Votes:

Over Votes:

Under Votes:

Precincts		Voters			
Counted	Total	Percent	Ballots	Registered	Percent
5	5	100.00%	2,105	12,600	16.71%

City of Bellaire, PROPOSITION H, Vote For 1

FOR

59	77.63%	269	87.06%	1,341	85.85%	1,669	85.72%
17	22.37%	40	12.94%	221	14.15%	278	14.28%

AGAINST

76	96.20%	309	94.79%	1,562	91.88%	1,947	92.49%
0	0.00%	0	0.00%	0	0.00%	0	0.00%
3	3.80%	17	5.21%	138	8.12%	158	7.51%

Cast Votes:

Over Votes:

Under Votes:

Precincts			Voters		
Counted	Total	Percent	Ballots	Registered	Percent
5	5	100.00%	2,105	12,600	16.71%

City of Bellaire Cumulative Report — Official Harris County, Texas — General and Special Elections — November 07, 2017

Page 5 of 8

11/14/2017 02:06 PM

Total Number of Voters : 150,174 of 2,233,533 = 6.72%
Number of District Voters: 150,174 of 2,233,533 = 6.72%

Precincts Reporting 1,012 of 1,012 = 100.00%
District Precincts Reporting 5 of 5 = 100.00%

Party	Candidate	Absentee	Early	Election	Total
City of Bellaire, PROPOSITION I, Vote For 1					
FOR		67	283	1,368	1,718
AGAINST		9	26	184	219
		76	309	1,552	1,937
Cast Votes:		0	0	0	0
Over Votes:		3	17	148	168
Under Votes:					
Precincts					
Counted	Total	Percent	Ballots	Registered	Percent
5	5	100.00%	2,105	12,600	16.71%

City of Bellaire, PROPOSITION J, Vote For 1

FOR
AGAINST

60	77.92%	272	88.89%	1,350	86.97%
17	22.08%	34	11.11%	201	13.03%
77	97.47%	306	93.87%	1,551	91.24%
0	0.00%	0	0.00%	0	0.00%
2	2.53%	20	6.13%	149	8.76%
Cast Votes:				1,934	91.88%
Over Votes:				0	0.00%
Under Votes:				171	8.12%
Precincts					
Counted	Total	Percent	Ballots	Registered	Percent
5	5	100.00%	2,105	12,600	16.71%

City of Bellaire, PROPOSITION K, Vote For 1

FOR
AGAINST

61	80.26%	271	88.85%	1,311	85.71%
15	19.74%	34	11.15%	225	14.65%
76	96.20%	305	93.56%	1,536	90.35%
0	0.00%	0	0.00%	0	0.00%
3	3.80%	21	6.44%	164	9.65%
Cast Votes:				1,917	91.07%
Over Votes:				0	0.00%
Under Votes:				188	8.93%
Precincts					
Counted	Total	Percent	Ballots	Registered	Percent
5	5	100.00%	2,105	12,600	16.71%

City of Bellaire Cumulative Report — Official Harris County, Texas — General and Special Elections — November 07, 2017

Page 8 of 8

11/14/2017 02:06 PM

Total Number of Voters : 150,174 of 2,233,533 = 6.72%
Number of District Voters: 150,174 of 2,233,533 = 6.72%

Precincts Reporting 1,012 of 1,012 = 100.00%
District Precincts Reporting 5 of 5 = 100.00%

Party	Candidate	Absentee	Early	Election	Total
FOR		67 90.54%	257 83.71%	1,241 78.35%	1,565 79.64%
AGAINST		7 9.46%	50 16.29%	343 21.65%	400 20.36%
Cast Votes:		74 93.67%	307 94.17%	1,584 93.18%	1,965 93.35%
Over Votes:		0 0.00%	0 0.00%	0 0.00%	0 0.00%
Under Votes:		5 6.33%	19 5.83%	116 6.82%	140 6.65%

Precincts		Voters	
Counted	Total	Ballots	Registered
5	5	2,105	12,600
			16.71%

City of Bellaire Precinct Report — Official

Harris County, Texas — General and Special Elections — November 07, 2017

Page 2 of 20

11/14/2017 02:10 PM

Total Number of Voters : 150,174 of 2,233,533 = 6.72%
 Number of District Voters: 150,174 of 2,233,533 = 6.72%
 Precincts Reporting 1,012 of 1,012 = 100.00%
 District Precincts Reporting 5 of 5 = 100.00%

Party	Candidate	Absentee	Early	Election	Total
Precinct 0128 (Ballots Cast: 431)					
City of Bellaire, PROPOSITION C, Vote For 1					
FOR		11	61.11%	56	73.68%
AGAINST		7	38.89%	20	26.32%
				229	78.69%
				62	21.31%
Cast Votes:					
		18	94.74%	76	91.57%
				291	88.45%
Over Votes:					
		0	0.00%	0	0.00%
Under Votes:					
		1	5.26%	7	8.43%
				38	11.55%
					46
					10.67%
City of Bellaire, PROPOSITION D, Vote For 1					
FOR		11	57.89%	59	77.63%
AGAINST		8	42.11%	17	22.37%
				223	75.34%
				73	24.66%
Cast Votes:					
		19	100.00%	76	91.57%
				296	89.97%
Over Votes:					
		0	0.00%	0	0.00%
Under Votes:					
		0	0.00%	7	8.43%
				33	10.03%
					40
					9.28%
City of Bellaire, PROPOSITION E, Vote For 1					
FOR		15	78.95%	71	93.42%
AGAINST		4	21.05%	5	6.58%
				275	91.06%
				27	8.94%
Cast Votes:					
		19	100.00%	76	91.57%
				302	91.79%
Over Votes:					
		0	0.00%	0	0.00%
Under Votes:					
		0	0.00%	7	8.43%
				27	8.21%
					34
					7.89%
City of Bellaire, PROPOSITION F, Vote For 1					
FOR		14	73.68%	72	94.74%
AGAINST		5	26.32%	4	5.26%
				34	11.56%
				294	89.36%
Cast Votes:					
		19	100.00%	76	91.57%
				294	89.36%
Over Votes:					
		0	0.00%	0	0.00%
Under Votes:					
		0	0.00%	7	8.43%
				35	10.64%
					42
					9.74%
City of Bellaire, PROPOSITION G, Vote For 1					
FOR		16	84.21%	72	93.51%
AGAINST		3	15.79%	5	6.49%
				30	10.10%
				297	90.27%
Cast Votes:					
		19	100.00%	77	92.77%
				297	90.27%
Over Votes:					
		0	0.00%	0	0.00%
Under Votes:					
		0	0.00%	6	7.23%
				32	9.73%
					38
					8.82%
City of Bellaire, PROPOSITION H, Vote For 1					
FOR		14	77.78%	70	92.11%
AGAINST		4	22.22%	6	7.89%
				44	14.86%
				296	89.97%
Cast Votes:					
		18	94.74%	76	91.57%
Over Votes:					
		0	0.00%	0	0.00%
Under Votes:					
		1	5.26%	7	8.43%
				33	10.03%
					41
					9.51%

City of Bellaire Precinct Report — Official

Harris County, Texas — General and Special Elections — November 07, 2017

Page 3 of 20

11/14/2017 02:10 PM

Total Number of Voters : 150,174 of 2,233,533 = 6.72%
 Number of District Voters: 150,174 of 2,233,533 = 6.72%
 Precincts Reporting 1,012 of 1,012 = 100.00%
 District Precincts Reporting 5 of 5 = 100.00%

Party	Candidate	Absentee	Early	Election	Total				
Precinct 0128 (Ballots Cast: 431)									
City of Bellaire, PROPOSITION I, Vote For 1									
	FOR	14	77.78%	69	92.00%				
	AGAINST	4	22.22%	6	8.00%				
				261	89.69%				
				30	10.31%				
					344	89.58%			
					40	10.42%			
	Cast Votes:	18	94.74%	75	90.36%	291	88.45%	384	89.10%
	Over Votes:	0	0.00%	0	0.00%	0	0.00%	0	0.00%
	Under Votes:	1	5.26%	8	9.64%	38	11.55%	47	10.90%
City of Bellaire, PROPOSITION J, Vote For 1									
	FOR	13	72.22%	67	89.33%	259	88.70%	339	88.05%
	AGAINST	5	27.78%	8	10.67%	33	11.30%	46	11.95%
						292	88.75%	385	89.33%
	Cast Votes:	18	94.74%	75	90.36%	292	88.75%	385	89.33%
	Over Votes:	0	0.00%	0	0.00%	0	0.00%	0	0.00%
	Under Votes:	1	5.26%	8	9.64%	37	11.25%	46	10.67%
City of Bellaire, PROPOSITION K, Vote For 1									
	FOR	12	66.67%	66	89.19%	246	85.42%	324	85.26%
	AGAINST	6	33.33%	8	10.81%	42	14.58%	56	14.74%
						288	87.54%	380	88.17%
	Cast Votes:	18	94.74%	74	89.16%	288	87.54%	380	88.17%
	Over Votes:	0	0.00%	0	0.00%	0	0.00%	0	0.00%
	Under Votes:	1	5.26%	9	10.84%	41	12.46%	51	11.83%
City of Bellaire, PROPOSITION L, Vote For 1									
	FOR	13	68.42%	66	90.41%	251	87.76%	330	87.30%
	AGAINST	6	31.58%	7	9.59%	35	12.24%	48	12.70%
						286	86.93%	378	87.70%
	Cast Votes:	19	100.00%	73	87.95%	286	86.93%	378	87.70%
	Over Votes:	0	0.00%	0	0.00%	0	0.00%	0	0.00%
	Under Votes:	0	0.00%	10	12.05%	43	13.07%	53	12.30%
City of Bellaire, PROPOSITION M, Vote For 1									
	FOR	13	68.42%	64	87.67%	245	85.66%	322	85.19%
	AGAINST	6	31.58%	9	12.33%	41	14.34%	56	14.81%
						286	86.93%	378	87.70%
	Cast Votes:	19	100.00%	73	87.95%	286	86.93%	378	87.70%
	Over Votes:	0	0.00%	0	0.00%	0	0.00%	0	0.00%
	Under Votes:	0	0.00%	10	12.05%	43	13.07%	53	12.30%
City of Bellaire, PROPOSITION N, Vote For 1									
	FOR	14	77.78%	64	86.49%	243	84.67%	321	84.70%
	AGAINST	4	22.22%	10	13.51%	44	15.33%	58	15.30%
						287	87.23%	379	87.94%
	Cast Votes:	18	94.74%	74	89.16%	287	87.23%	379	87.94%
	Over Votes:	0	0.00%	0	0.00%	0	0.00%	0	0.00%
	Under Votes:	1	5.26%	9	10.84%	42	12.77%	52	12.06%

City of Bellaire Precinct Report — Official
Harris County, Texas — General and Special Elections — November 07, 2017

Page 4 of 20

11/14/2017 02:10 PM

Total Number of Voters : 150,174 of 2,233,533 = 6.72%
 Number of District Voters: 150,174 of 2,233,533 = 6.72%
 Precincts Reporting 1,012 of 1,012 = 100.00%
 District Precincts Reporting 5 of 5 = 100.00%

Party	Candidate	Absentee	Early	Election	Total
Precinct 0128 (Ballots Cast: 431)					
City of Bellaire, PROPOSITION O, Vote For 1					
FOR		12	61	205	278
AGAINST		6	11	63	80
	Cast Votes:	18	72	268	358
	Over Votes:	0	0	0	0
	Under Votes:	1	11	61	73
City of Bellaire, PROPOSITION P, Vote For 1					
FOR		15	60	199	274
AGAINST		4	10	51	65
	Cast Votes:	19	70	250	339
	Over Votes:	0	0	0	0
	Under Votes:	0	13	79	92
City of Bellaire, PROPOSITION Q, Vote For 1					
FOR		17	69	246	332
AGAINST		2	5	40	47
	Cast Votes:	19	74	286	379
	Over Votes:	0	0	0	0
	Under Votes:	0	9	43	52
City of Bellaire, PROPOSITION R, Vote For 1					
FOR		17	65	231	313
AGAINST		2	9	62	73
	Cast Votes:	19	74	293	386
	Over Votes:	0	0	0	0
	Under Votes:	0	9	36	45

City of Bellaire Precinct Report — Official

Harris County, Texas — General and Special Elections — November 07, 2017

Page 5 of 20

11/14/2017 02:10 PM

Total Number of Voters : 150,174 of 2,233,533 = 6.72%
 Number of District Voters: 150,174 of 2,233,533 = 6.72%
 Precincts Reporting 1,012 of 1,012 = 100.00%
 District Precincts Reporting 5 of 5 = 100.00%

Party	Candidate	Absentee	Early	Election	Total
Precinct 0182 (Ballots Cast: 521)					
City of Bellaire, Mayor, Vote For 1					
	Andrew Friedberg	15	88.24%	56	87.24%
	Robert Riquelmy	2	11.76%	3	12.76%
		17	94.44%	59	94.58%
Cast Votes:		0	0.00%	0	0.00%
Over Votes:		1	5.56%	3	5.42%
Under Votes:				22	
City of Bellaire, Councilman - Position No. 1, Vote For 1					
	Neil Verma	7	43.75%	32	59.26%
	Kevin Newman	9	56.25%	22	40.74%
		16	88.89%	54	87.10%
Cast Votes:		0	0.00%	0	0.00%
Over Votes:		2	11.11%	8	12.90%
Under Votes:				47	
City of Bellaire, Councilman - Position No. 3, Vote For 1					
	Gus E. Pappas	12	100.00%	52	100.00%
		12	66.67%	52	83.87%
		0	0.00%	0	0.00%
Cast Votes:		6	33.33%	10	16.13%
Over Votes:					
Under Votes:				106	
City of Bellaire, Councilman - Position No. 5, Vote For 1					
	Michael Fife	8	53.33%	28	48.28%
	Jim Avioli Sr.	7	46.67%	30	51.72%
		15	83.33%	58	93.55%
Cast Votes:		0	0.00%	0	0.00%
Over Votes:		3	16.67%	4	6.45%
Under Votes:				36	
City of Bellaire, PROPOSITION A, Vote For 1					
FOR		16	94.12%	55	90.16%
		1	5.88%	6	9.84%
		17	94.44%	61	98.39%
Cast Votes:		0	0.00%	0	0.00%
Over Votes:		1	5.56%	1	1.61%
Under Votes:				23	
City of Bellaire, PROPOSITION B, Vote For 1					
FOR		15	88.24%	55	91.67%
		2	11.76%	5	8.33%
		17	94.44%	60	96.77%
Cast Votes:		0	0.00%	0	0.00%
Over Votes:		1	5.56%	2	3.23%
Under Votes:				17	
City of Bellaire, PROPOSITION A, Vote For 1					
AGAINST		15	88.24%	55	91.67%
		2	11.76%	5	8.33%
		17	94.44%	60	96.77%
Cast Votes:		0	0.00%	0	0.00%
Over Votes:		1	5.56%	2	3.23%
Under Votes:				17	
City of Bellaire, PROPOSITION B, Vote For 1					
AGAINST		15	88.24%	55	91.67%
		2	11.76%	5	8.33%
		17	94.44%	60	96.77%
Cast Votes:		0	0.00%	0	0.00%
Over Votes:		1	5.56%	2	3.23%
Under Votes:				17	

City of Bellaire Precinct Report — Official Harris County, Texas — General and Special Elections — November 07, 2017

Page 6 of 20

11/14/2017 02:10 PM

Total Number of Voters : 150,174 of 2,233,533 = 6.72%
 Number of District Voters: 150,174 of 2,233,533 = 6.72%
 Precincts Reporting 1,012 of 1,012 = 100.00%
 District Precincts Reporting 5 of 5 = 100.00%

Party	Candidate	Absentee	Early	Election	Total
Precinct 0182 (Ballots Cast: 521)					
City of Bellaire, PROPOSITION C, Vote For 1					
FOR		12	66.67%	42	70.00%
AGAINST		6	33.33%	18	30.00%
	Cast Votes:	18	100.00%	60	96.77%
	Over Votes:	0	0.00%	0	0.00%
	Under Votes:	0	0.00%	2	3.23%
City of Bellaire, PROPOSITION D, Vote For 1					
FOR		14	77.78%	50	83.33%
AGAINST		4	22.22%	10	16.67%
	Cast Votes:	18	100.00%	60	96.77%
	Over Votes:	0	0.00%	0	0.00%
	Under Votes:	0	0.00%	2	3.23%
City of Bellaire, PROPOSITION E, Vote For 1					
FOR		14	77.78%	57	91.94%
AGAINST		4	22.22%	5	8.06%
	Cast Votes:	18	100.00%	62	100.00%
	Over Votes:	0	0.00%	0	0.00%
	Under Votes:	0	0.00%	0	0.00%
City of Bellaire, PROPOSITION F, Vote For 1					
FOR		15	83.33%	58	93.55%
AGAINST		3	16.67%	4	6.45%
	Cast Votes:	18	100.00%	62	100.00%
	Over Votes:	0	0.00%	0	0.00%
	Under Votes:	0	0.00%	0	0.00%
City of Bellaire, PROPOSITION G, Vote For 1					
FOR		14	77.78%	57	95.00%
AGAINST		4	22.22%	3	5.00%
	Cast Votes:	18	100.00%	60	96.77%
	Over Votes:	0	0.00%	0	0.00%
	Under Votes:	0	0.00%	2	3.23%
City of Bellaire, PROPOSITION H, Vote For 1					
FOR		11	61.11%	51	83.61%
AGAINST		7	38.89%	10	16.39%
	Cast Votes:	18	100.00%	61	98.39%
	Over Votes:	0	0.00%	0	0.00%
	Under Votes:	0	0.00%	1	1.61%

City of Bellaire Precinct Report — Official

Harris County, Texas — General and Special Elections — November 07, 2017

Page 7 of 20

11/14/2017 02:10 PM

Total Number of Voters : 150,174 of 2,233,533 = 6.72%
 Number of District Voters: 150,174 of 2,233,533 = 6.72%
 Precincts Reporting 1,012 of 1,012 = 100.00%
 District Precincts Reporting 5 of 5 = 100.00%

Party	Candidate	Absentee	Early	Election	Total	
Precinct 0182 (Ballots Cast: 521)						
City of Bellaire, PROPOSITION I, Vote For 1						
FOR		15	83.33%	56	91.80%	
AGAINST		3	16.67%	5	8.20%	
				47	12.40%	
Cast Votes:						
		18	100.00%	61	98.39%	
				379	93.35%	
Over Votes:						
		0	0.00%	0	0.00%	
Under Votes:						
		0	0.00%	1	1.61%	
				27	6.65%	
					28	5.76%
City of Bellaire, PROPOSITION J, Vote For 1						
FOR		10	55.56%	53	88.33%	
AGAINST		8	44.44%	7	11.67%	
				55	14.75%	
Cast Votes:						
		18	100.00%	60	96.77%	
				373	91.87%	
Over Votes:						
		0	0.00%	0	0.00%	
Under Votes:						
		0	0.00%	2	3.23%	
				33	8.13%	
					35	7.20%
City of Bellaire, PROPOSITION K, Vote For 1						
FOR		11	61.11%	53	88.33%	
AGAINST		7	38.89%	7	11.67%	
				61	16.53%	
Cast Votes:						
		18	100.00%	60	96.77%	
				369	90.89%	
Over Votes:						
		0	0.00%	0	0.00%	
Under Votes:						
		0	0.00%	2	3.23%	
				37	9.11%	
					39	8.02%
City of Bellaire, PROPOSITION L, Vote For 1						
FOR		14	77.78%	51	85.00%	
AGAINST		4	22.22%	9	15.00%	
				62	16.58%	
Cast Votes:						
		18	100.00%	60	96.77%	
				374	92.12%	
Over Votes:						
		0	0.00%	0	0.00%	
Under Votes:						
		0	0.00%	2	3.23%	
				32	7.88%	
					34	7.00%
City of Bellaire, PROPOSITION M, Vote For 1						
FOR		11	61.11%	52	86.67%	
AGAINST		7	38.89%	8	13.33%	
				67	18.06%	
Cast Votes:						
		18	100.00%	60	96.77%	
				371	91.38%	
Over Votes:						
		0	0.00%	0	0.00%	
Under Votes:						
		0	0.00%	2	3.23%	
				35	8.62%	
					37	7.61%
City of Bellaire, PROPOSITION N, Vote For 1						
FOR		17	94.44%	55	91.67%	
AGAINST		1	5.56%	5	8.33%	
				54	14.44%	
Cast Votes:						
		18	100.00%	60	96.77%	
				374	92.12%	
Over Votes:						
		0	0.00%	0	0.00%	
Under Votes:						
		0	0.00%	2	3.23%	
				32	7.88%	
					34	7.00%

City of Bellaire Precinct Report — Official

Harris County, Texas — General and Special Elections — November 07, 2017

Page 8 of 20

11/14/2017 02:10 PM

Total Number of Voters : 150,174 of 2,233,533 = 6.72%

Precincts Reporting 1,012 of 1,012 = 100.00%

Number of District Voters: 150,174 of 2,233,533 = 6.72%

District Precincts Reporting 5 of 5 = 100.00%

Party	Candidate	Absentee	Early	Election	Total
Precinct 0182 (Ballots Cast: 521)					
City of Bellaire, PROPOSITION O, Vote For 1					
FOR		11	64.71%	47	79.66%
AGAINST		6	35.29%	12	20.34%
		17	94.44%	59	95.16%
Cast Votes:				350	86.21%
Over Votes:		0	0.00%	0	0.00%
Under Votes:		1	5.56%	3	4.84%
City of Bellaire, PROPOSITION P, Vote For 1					
FOR		12	75.00%	50	86.21%
AGAINST		4	25.00%	8	13.79%
		16	88.89%	58	93.55%
Cast Votes:				341	83.99%
Over Votes:		0	0.00%	0	0.00%
Under Votes:		2	11.11%	4	6.45%
City of Bellaire, PROPOSITION Q, Vote For 1					
FOR		15	88.24%	51	86.44%
AGAINST		2	11.76%	8	13.56%
		17	94.44%	59	95.16%
Cast Votes:				380	93.60%
Over Votes:		0	0.00%	0	0.00%
Under Votes:		1	5.56%	3	4.84%
City of Bellaire, PROPOSITION R, Vote For 1					
FOR		15	88.24%	50	84.75%
AGAINST		2	11.76%	9	15.25%
		17	94.44%	59	95.16%
Cast Votes:				386	95.07%
Over Votes:		0	0.00%	0	0.00%
Under Votes:		1	5.56%	3	4.84%
City of Bellaire, PROPOSITION S, Vote For 1					
FOR		15	88.24%	50	84.75%
AGAINST		2	11.76%	9	15.25%
		17	94.44%	59	95.16%
Cast Votes:				386	95.07%
Over Votes:		0	0.00%	0	0.00%
Under Votes:		1	5.56%	3	4.84%
City of Bellaire, PROPOSITION T, Vote For 1					
FOR		15	88.24%	50	84.75%
AGAINST		2	11.76%	9	15.25%
		17	94.44%	59	95.16%
Cast Votes:				386	95.07%
Over Votes:		0	0.00%	0	0.00%
Under Votes:		1	5.56%	3	4.84%
City of Bellaire, PROPOSITION U, Vote For 1					
FOR		15	88.24%	50	84.75%
AGAINST		2	11.76%	9	15.25%
		17	94.44%	59	95.16%
Cast Votes:				386	95.07%
Over Votes:		0	0.00%	0	0.00%
Under Votes:		1	5.56%	3	4.84%
City of Bellaire, PROPOSITION V, Vote For 1					
FOR		15	88.24%	50	84.75%
AGAINST		2	11.76%	9	15.25%
		17	94.44%	59	95.16%
Cast Votes:				386	95.07%
Over Votes:		0	0.00%	0	0.00%
Under Votes:		1	5.56%	3	4.84%
City of Bellaire, PROPOSITION W, Vote For 1					
FOR		15	88.24%	50	84.75%
AGAINST		2	11.76%	9	15.25%
		17	94.44%	59	95.16%
Cast Votes:				386	95.07%
Over Votes:		0	0.00%	0	0.00%
Under Votes:		1	5.56%	3	4.84%
City of Bellaire, PROPOSITION X, Vote For 1					
FOR		15	88.24%	50	84.75%
AGAINST		2	11.76%	9	15.25%
		17	94.44%	59	95.16%
Cast Votes:				386	95.07%
Over Votes:		0	0.00%	0	0.00%
Under Votes:		1	5.56%	3	4.84%
City of Bellaire, PROPOSITION Y, Vote For 1					
FOR		15	88.24%	50	84.75%
AGAINST		2	11.76%	9	15.25%
		17	94.44%	59	95.16%
Cast Votes:				386	95.07%
Over Votes:		0	0.00%	0	0.00%
Under Votes:		1	5.56%	3	4.84%
City of Bellaire, PROPOSITION Z, Vote For 1					
FOR		15	88.24%	50	84.75%
AGAINST		2	11.76%	9	15.25%
		17	94.44%	59	95.16%
Cast Votes:				386	95.07%
Over Votes:		0	0.00%	0	0.00%
Under Votes:		1	5.56%	3	4.84%

City of Bellaire Precinct Report — Official

Harris County, Texas — General and Special Elections — November 07, 2017

Page 9 of 20

11/14/2017 02:10 PM

Total Number of Voters : 150,174 of 2,233,533 = 6.72%
 Number of District Voters: 150,174 of 2,233,533 = 6.72%
 Precincts Reporting 1,012 of 1,012 = 100.00%
 District Precincts Reporting 5 of 5 = 100.00%

Party	Candidate	Absentee	Early	Election	Total
Precinct 0214 (Ballots Cast: 334)					
City of Bellaire, Mayor, Vote For 1					
	Andrew Friedberg	12	100.00%	62	93.94%
	Robert Riquelmy	0	0.00%	4	6.06%
		12	100.00%	66	97.06%
Cast Votes:				241	94.88%
Over Votes:		0	0.00%	0	0.00%
Under Votes:		0	0.00%	2	2.94%
				13	5.12%
City of Bellaire, Councilman - Position No. 1, Vote For 1					
	Neil Verma	7	63.64%	48	72.73%
	Kevin Newman	4	36.36%	18	27.27%
		11	91.67%	66	97.06%
Cast Votes:				225	88.58%
Over Votes:		0	0.00%	0	0.00%
Under Votes:		1	8.33%	2	2.94%
				29	11.42%
City of Bellaire, Councilman - Position No. 3, Vote For 1					
	Gus E. Pappas	11	100.00%	57	100.00%
		11	91.67%	57	83.82%
		0	0.00%	0	0.00%
Cast Votes:				199	78.35%
Over Votes:		0	0.00%	0	0.00%
Under Votes:		1	8.33%	11	16.18%
				55	21.65%
City of Bellaire, Councilman - Position No. 5, Vote For 1					
	Michael Fife	9	75.00%	34	52.31%
	Jim Avioli Sr.	3	25.00%	31	47.69%
		12	100.00%	65	95.59%
Cast Votes:				225	88.58%
Over Votes:		0	0.00%	0	0.00%
Under Votes:		0	0.00%	3	4.41%
				29	11.42%
City of Bellaire, PROPOSITION A, Vote For 1					
FOR		9	75.00%	58	89.23%
	AGAINST	3	25.00%	7	10.77%
		12	100.00%	65	95.59%
Cast Votes:				236	92.91%
Over Votes:		0	0.00%	0	0.00%
Under Votes:		0	0.00%	3	4.41%
				18	7.09%
City of Bellaire, PROPOSITION B, Vote For 1					
FOR		10	83.33%	60	90.91%
	AGAINST	2	16.67%	6	9.09%
		12	100.00%	66	97.06%
Cast Votes:				240	94.45%
Over Votes:		0	0.00%	0	0.00%
Under Votes:		0	0.00%	2	2.94%
				14	5.51%

City of Bellaire Precinct Report — Official

Harris County, Texas — General and Special Elections — November 07, 2017

Page 10 of 20

11/14/2017 02:10 PM

Total Number of Voters : 150,174 of 2,233,533 = 6.72%
 Number of District Voters: 150,174 of 2,233,533 = 6.72%

Precincts Reporting 1,012 of 1,012 = 100.00%
 District Precincts Reporting 5 of 5 = 100.00%

Party	Candidate	Absentee	Early	Election	Total
Precinct 0214 (Ballots Cast: 334)					
City of Bellaire, PROPOSITION C, Vote For 1					
FOR		9	75.00%	53	80.34%
AGAINST		3	25.00%	13	19.66%
		12	100.00%	66	97.06%
	Cast Votes:			234	92.13%
	Over Votes:	0	0.00%	0	0.00%
	Under Votes:	0	0.00%	2	2.94%
City of Bellaire, PROPOSITION D, Vote For 1					
FOR		10	83.33%	55	83.33%
AGAINST		2	16.67%	11	16.67%
		12	100.00%	66	97.06%
	Cast Votes:			234	92.13%
	Over Votes:	0	0.00%	0	0.00%
	Under Votes:	0	0.00%	2	2.94%
City of Bellaire, PROPOSITION E, Vote For 1					
FOR		11	91.67%	63	95.45%
AGAINST		1	8.33%	3	4.55%
		12	100.00%	66	97.06%
	Cast Votes:			237	93.31%
	Over Votes:	0	0.00%	0	0.00%
	Under Votes:	0	0.00%	2	2.94%
City of Bellaire, PROPOSITION F, Vote For 1					
FOR		11	100.00%	60	90.91%
AGAINST		0	0.00%	6	9.09%
		11	91.67%	66	97.06%
	Cast Votes:			234	92.13%
	Over Votes:	0	0.00%	0	0.00%
	Under Votes:	1	8.33%	2	2.94%
City of Bellaire, PROPOSITION G, Vote For 1					
FOR		11	100.00%	57	86.36%
AGAINST		0	0.00%	9	13.64%
		11	91.67%	66	97.06%
	Cast Votes:			233	91.73%
	Over Votes:	0	0.00%	0	0.00%
	Under Votes:	1	8.33%	2	2.94%
City of Bellaire, PROPOSITION H, Vote For 1					
FOR		8	72.73%	52	78.79%
AGAINST		3	27.27%	14	21.21%
		11	91.67%	66	97.06%
	Cast Votes:			234	92.13%
	Over Votes:	0	0.00%	0	0.00%
	Under Votes:	1	8.33%	2	2.94%

City of Bellaire Precinct Report — Official

Harris County, Texas — General and Special Elections — November 07, 2017

Page 11 of 20

11/14/2017 02:10 PM

Total Number of Voters : 150,174 of 2,233,533 = 6.72%
 Number of District Voters: 150,174 of 2,233,533 = 6.72%
 Precincts Reporting 1,012 of 1,012 = 100.00%
 District Precincts Reporting 5 of 5 = 100.00%

Party	Candidate	Absentee	Early	Election	Total
Precinct 0214 (Ballots Cast: 334)					
City of Bellaire, PROPOSITION I, Vote For 1					
FOR		10	90.91%	63	94.03%
AGAINST		1	9.09%	4	5.97%
				198	86.84%
				30	13.16%
				306	91.62%
Cast Votes:		11	91.67%	67	98.53%
Over Votes:		0	0.00%	0	0.00%
Under Votes:		1	8.33%	1	1.47%
				26	10.24%
				28	8.38%
City of Bellaire, PROPOSITION J, Vote For 1					
FOR		10	83.33%	59	89.39%
AGAINST		2	16.67%	7	10.61%
				33	14.10%
				234	92.13%
Cast Votes:		12	100.00%	66	97.06%
Over Votes:		0	0.00%	0	0.00%
Under Votes:		0	0.00%	2	2.94%
				20	7.87%
				22	6.59%
City of Bellaire, PROPOSITION K, Vote For 1					
FOR		12	100.00%	58	87.88%
AGAINST		0	0.00%	8	12.12%
				38	16.24%
				234	92.13%
Cast Votes:		12	100.00%	66	97.06%
Over Votes:		0	0.00%	0	0.00%
Under Votes:		0	0.00%	2	2.94%
				20	7.87%
				22	6.59%
City of Bellaire, PROPOSITION L, Vote For 1					
FOR		12	100.00%	58	89.23%
AGAINST		0	0.00%	7	10.77%
				29	12.50%
				232	91.34%
Cast Votes:		12	100.00%	65	95.59%
Over Votes:		0	0.00%	0	0.00%
Under Votes:		0	0.00%	3	4.41%
				22	8.66%
				25	7.49%
City of Bellaire, PROPOSITION M, Vote For 1					
FOR		12	100.00%	54	84.38%
AGAINST		0	0.00%	10	15.63%
				34	14.66%
				232	91.34%
Cast Votes:		12	100.00%	64	94.12%
Over Votes:		0	0.00%	0	0.00%
Under Votes:		0	0.00%	4	5.88%
				22	8.66%
				26	7.78%
City of Bellaire, PROPOSITION N, Vote For 1					
FOR		10	83.33%	57	86.36%
AGAINST		2	16.67%	9	13.64%
				25	10.50%
				238	93.70%
Cast Votes:		12	100.00%	66	97.06%
Over Votes:		0	0.00%	0	0.00%
Under Votes:		0	0.00%	2	2.94%
				16	6.30%
				18	5.39%

City of Bellaire Precinct Report — Official Harris County, Texas — General and Special Elections — November 07, 2017

Page 12 of 20

11/14/2017 02:10 PM

Total Number of Voters : 150,174 of 2,233,533 = 6.72%
Number of District Voters: 150,174 of 2,233,533 = 6.72%

Precincts Reporting 1,012 of 1,012 = 100.00%
District Precincts Reporting 5 of 5 = 100.00%

Party	Candidate	Absentee	Early	Election	Total
Precinct 0214 (Ballots Cast: 334)					
City of Bellaire, PROPOSITION O, Vote For 1					
FOR		11	91.67%	44	67.69%
AGAINST		1	8.33%	21	32.31%
		12	100.00%	65	95.59%
Cast Votes:		0	0.00%	0	0.00%
Over Votes:		0	0.00%	3	4.41%
Under Votes:		0	0.00%	33	12.99%
City of Bellaire, PROPOSITION P, Vote For 1					
FOR		10	83.33%	46	76.67%
AGAINST		2	16.67%	14	23.33%
		12	100.00%	60	88.24%
Cast Votes:		0	0.00%	0	0.00%
Over Votes:		0	0.00%	8	11.76%
Under Votes:		0	0.00%	49	19.29%
City of Bellaire, PROPOSITION Q, Vote For 1					
FOR		9	75.00%	60	89.55%
AGAINST		3	25.00%	7	10.45%
		12	100.00%	67	98.53%
Cast Votes:		0	0.00%	0	0.00%
Over Votes:		0	0.00%	1	1.47%
Under Votes:		0	0.00%	22	8.66%
City of Bellaire, PROPOSITION R, Vote For 1					
FOR		11	100.00%	51	76.12%
AGAINST		0	0.00%	16	23.88%
		11	91.67%	67	98.53%
Cast Votes:		0	0.00%	0	0.00%
Over Votes:		1	8.33%	1	1.47%
Under Votes:		0	0.00%	12	4.72%

City of Bellaire Precinct Report — Official
Harris County, Texas — General and Special Elections — November 07, 2017
 Page 13 of 20

11/14/2017 02:10 PM
 Precincts Reporting 1,012 of 1,012 = 100.00%
 District Precincts Reporting 5 of 5 = 100.00%

Total Number of Voters : 150,174 of 2,233,533 = 6.72%
 Number of District Voters: 150,174 of 2,233,533 = 6.72%

Party	Candidate	Absentee	Early	Election	Total
Precinct 0215 (Ballots Cast: 419)					
City of Bellaire, Mayor, Vote For 1					
	Andrew Friedberg	19	100.00%	47	92.16%
	Robert Riquelmy	0	0.00%	4	7.84%
		19	95.00%	51	89.47%
	Cast Votes:			328	95.91%
	Over Votes:	0	0.00%	0	0.00%
	Under Votes:	1	5.00%	6	10.53%
City of Bellaire, Councilman - Position No. 1, Vote For 1					
	Neil Verma	12	66.67%	40	78.43%
	Kevin Newman	6	33.33%	11	21.57%
		18	90.00%	51	89.47%
	Cast Votes:			300	87.72%
	Over Votes:	0	0.00%	0	0.00%
	Under Votes:	2	10.00%	6	10.53%
City of Bellaire, Councilman - Position No. 3, Vote For 1					
	Gus E. Pappas	14	100.00%	45	100.00%
		14	70.00%	45	78.95%
	Cast Votes:			263	76.90%
	Over Votes:	0	0.00%	0	0.00%
	Under Votes:	6	30.00%	12	21.05%
City of Bellaire, Councilman - Position No. 5, Vote For 1					
	Michael Fife	10	55.56%	27	51.92%
	Jim Avioli Sr.	8	44.44%	25	48.08%
		18	90.00%	52	91.23%
	Cast Votes:			311	90.94%
	Over Votes:	0	0.00%	0	0.00%
	Under Votes:	2	10.00%	5	8.77%
City of Bellaire, PROPOSITION A, Vote For 1					
	FOR	17	94.44%	47	88.68%
	AGAINST	1	5.56%	6	11.32%
		18	90.00%	53	92.98%
	Cast Votes:			325	95.03%
	Over Votes:	0	0.00%	0	0.00%
	Under Votes:	2	10.00%	4	7.02%
City of Bellaire, PROPOSITION B, Vote For 1					
	FOR	18	94.74%	49	90.74%
	AGAINST	1	5.26%	5	9.26%
		19	95.00%	54	94.74%
	Cast Votes:			327	95.61%
	Over Votes:	0	0.00%	0	0.00%
	Under Votes:	1	5.00%	3	5.26%

City of Bellaire Precinct Report — Official

Harris County, Texas — General and Special Elections — November 07, 2017

Page 14 of 20

11/14/2017 02:10 PM

Total Number of Voters : 150,174 of 2,233,533 = 6.72%
 Number of District Voters: 150,174 of 2,233,533 = 6.72%
 Precincts Reporting 1,012 of 1,012 = 100.00%
 District Precincts Reporting 5 of 5 = 100.00%

Party	Candidate	Absentee	Early	Election	Total
Precinct 0215 (Ballots Cast: 419)					
City of Bellaire, PROPOSITION C, Vote For 1					
FOR		17	89.47%	44	80.00%
AGAINST		2	10.53%	11	20.00%
	Cast Votes:	19	95.00%	55	96.49%
	Over Votes:	0	0.00%	0	0.00%
	Under Votes:	1	5.00%	2	3.51%
City of Bellaire, PROPOSITION D, Vote For 1					
FOR		18	94.74%	42	76.36%
AGAINST		1	5.26%	13	23.64%
	Cast Votes:	19	95.00%	55	96.49%
	Over Votes:	0	0.00%	0	0.00%
	Under Votes:	1	5.00%	2	3.51%
City of Bellaire, PROPOSITION E, Vote For 1					
FOR		18	94.74%	50	90.91%
AGAINST		1	5.26%	5	9.09%
	Cast Votes:	19	95.00%	55	96.49%
	Over Votes:	0	0.00%	0	0.00%
	Under Votes:	1	5.00%	2	3.51%
City of Bellaire, PROPOSITION F, Vote For 1					
FOR		18	94.74%	50	90.91%
AGAINST		1	5.26%	5	9.09%
	Cast Votes:	19	95.00%	55	96.49%
	Over Votes:	0	0.00%	0	0.00%
	Under Votes:	1	5.00%	2	3.51%
City of Bellaire, PROPOSITION G, Vote For 1					
FOR		16	84.21%	52	96.30%
AGAINST		3	15.79%	2	3.70%
	Cast Votes:	19	95.00%	54	94.74%
	Over Votes:	0	0.00%	0	0.00%
	Under Votes:	1	5.00%	3	5.26%
City of Bellaire, PROPOSITION H, Vote For 1					
FOR		18	94.74%	45	84.91%
AGAINST		1	5.26%	8	15.09%
	Cast Votes:	19	95.00%	53	92.98%
	Over Votes:	0	0.00%	0	0.00%
	Under Votes:	1	5.00%	4	7.02%
City of Bellaire, PROPOSITION I, Vote For 1					
FOR		16	84.21%	48	90.57%
AGAINST		3	15.79%	5	9.43%
	Cast Votes:	19	95.00%	53	92.98%
	Over Votes:	0	0.00%	0	0.00%
	Under Votes:	1	5.00%	4	7.02%
City of Bellaire, PROPOSITION J, Vote For 1					
FOR		18	94.74%	45	84.91%
AGAINST		1	5.26%	8	15.09%
	Cast Votes:	19	95.00%	53	92.98%
	Over Votes:	0	0.00%	0	0.00%
	Under Votes:	1	5.00%	4	7.02%
City of Bellaire, PROPOSITION K, Vote For 1					
FOR		16	84.21%	48	90.57%
AGAINST		3	15.79%	5	9.43%
	Cast Votes:	19	95.00%	53	92.98%
	Over Votes:	0	0.00%	0	0.00%
	Under Votes:	1	5.00%	4	7.02%
City of Bellaire, PROPOSITION L, Vote For 1					
FOR		18	94.74%	45	84.91%
AGAINST		1	5.26%	8	15.09%
	Cast Votes:	19	95.00%	53	92.98%
	Over Votes:	0	0.00%	0	0.00%
	Under Votes:	1	5.00%	4	7.02%
City of Bellaire, PROPOSITION M, Vote For 1					
FOR		18	94.74%	45	84.91%
AGAINST		1	5.26%	8	15.09%
	Cast Votes:	19	95.00%	53	92.98%
	Over Votes:	0	0.00%	0	0.00%
	Under Votes:	1	5.00%	4	7.02%
City of Bellaire, PROPOSITION N, Vote For 1					
FOR		18	94.74%	45	84.91%
AGAINST		1	5.26%	8	15.09%
	Cast Votes:	19	95.00%	53	92.98%
	Over Votes:	0	0.00%	0	0.00%
	Under Votes:	1	5.00%	4	7.02%
City of Bellaire, PROPOSITION O, Vote For 1					
FOR		18	94.74%	45	84.91%
AGAINST		1	5.26%	8	15.09%
	Cast Votes:	19	95.00%	53	92.98%
	Over Votes:	0	0.00%	0	0.00%
	Under Votes:	1	5.00%	4	7.02%
City of Bellaire, PROPOSITION P, Vote For 1					
FOR		18	94.74%	45	84.91%
AGAINST		1	5.26%	8	15.09%
	Cast Votes:	19	95.00%	53	92.98%
	Over Votes:	0	0.00%	0	0.00%
	Under Votes:	1	5.00%	4	7.02%
City of Bellaire, PROPOSITION Q, Vote For 1					
FOR		18	94.74%	45	84.91%
AGAINST		1	5.26%	8	15.09%
	Cast Votes:	19	95.00%	53	92.98%
	Over Votes:	0	0.00%	0	0.00%
	Under Votes:	1	5.00%	4	7.02%
City of Bellaire, PROPOSITION R, Vote For 1					
FOR		18	94.74%	45	84.91%
AGAINST		1	5.26%	8	15.09%
	Cast Votes:	19	95.00%	53	92.98%
	Over Votes:	0	0.00%	0	0.00%
	Under Votes:	1	5.00%	4	7.02%
City of Bellaire, PROPOSITION S, Vote For 1					
FOR		18	94.74%	45	84.91%
AGAINST		1	5.26%	8	15.09%
	Cast Votes:	19	95.00%	53	92.98%
	Over Votes:	0	0.00%	0	0.00%
	Under Votes:	1	5.00%	4	7.02%
City of Bellaire, PROPOSITION T, Vote For 1					
FOR		18	94.74%	45	84.91%
AGAINST		1	5.26%	8	15.09%
	Cast Votes:	19	95.00%	53	92.98%
	Over Votes:	0	0.00%	0	0.00%
	Under Votes:	1	5.00%	4	7.02%
City of Bellaire, PROPOSITION U, Vote For 1					
FOR		18	94.74%	45	84.91%
AGAINST		1	5.26%	8	15.09%
	Cast Votes:	19	95.00%	53	92.98%
	Over Votes:	0	0.00%	0	0.00%
	Under Votes:	1	5.00%	4	7.02%
City of Bellaire, PROPOSITION V, Vote For 1					
FOR		18	94.74%	45	84.91%
AGAINST		1	5.26%	8	15.09%
	Cast Votes:	19	95.00%	53	92.98%
	Over Votes:	0	0.00%	0	0.00%
	Under Votes:	1	5.00%	4	7.02%
City of Bellaire, PROPOSITION W, Vote For 1					
FOR		18	94.74%	45	84.91%
AGAINST		1	5.26%	8	15.09%
	Cast Votes:	19	95.00%	53	92.98%
	Over Votes:	0	0.00%	0	0.00%
	Under Votes:	1	5.00%	4	7.02%
City of Bellaire, PROPOSITION X, Vote For 1					
FOR		18	94.74%	45	84.91%
AGAINST		1	5.26%	8	15.09%
	Cast Votes:	19	95.00%	53	92.98%
	Over Votes:	0	0.00%	0	0.00%
	Under Votes:	1	5.00%	4	7.02%
City of Bellaire, PROPOSITION Y, Vote For 1					
FOR		18	94.74%	45	84.91%
AGAINST		1	5.26%	8	15.09%
	Cast Votes:	19	95.00%	53	92.98%
	Over Votes:	0	0.00%	0	0.00%
	Under Votes:	1	5.00%	4	7.02%
City of Bellaire, PROPOSITION Z, Vote For 1					
FOR		18	94.74%	45	84.91%
AGAINST		1	5.26%	8	15.09%
	Cast Votes:	19	95.00%	53	92.98%
	Over Votes:	0	0.00%	0	0.00%
	Under Votes:	1	5.00%	4	7.02%

City of Bellaire Precinct Report — Official

Harris County, Texas — General and Special Elections — November 07, 2017

Page 15 of 20

11/14/2017 02:10 PM

Total Number of Voters : 150,174 of 2,233,533 = 6.72%
 Number of District Voters: 150,174 of 2,233,533 = 6.72%
 Precincts Reporting 1,012 of 1,012 = 100.00%
 District Precincts Reporting 5 of 5 = 100.00%

Party	Candidate	Absentee	Early	Election	Total
Precinct 0215 (Ballots Cast: 419)					
City of Bellaire, PROPOSITION I, Vote For 1					
FOR		18	94.74%	46	86.79%
AGAINST		1	5.26%	7	13.21%
Cast Votes:					
		19	95.00%	53	92.98%
Over Votes:					
		0	0.00%	0	0.00%
Under Votes:					
		1	5.00%	4	7.02%
City of Bellaire, PROPOSITION J, Vote For 1					
FOR		18	94.74%	45	84.91%
AGAINST		1	5.26%	8	15.09%
Cast Votes:					
		19	95.00%	53	92.98%
Over Votes:					
		0	0.00%	0	0.00%
Under Votes:					
		1	5.00%	4	7.02%
City of Bellaire, PROPOSITION K, Vote For 1					
FOR		18	94.74%	47	88.68%
AGAINST		1	5.26%	6	11.32%
Cast Votes:					
		19	95.00%	53	92.98%
Over Votes:					
		0	0.00%	0	0.00%
Under Votes:					
		1	5.00%	4	7.02%
City of Bellaire, PROPOSITION L, Vote For 1					
FOR		18	94.74%	47	88.68%
AGAINST		1	5.26%	6	11.32%
Cast Votes:					
		19	95.00%	53	92.98%
Over Votes:					
		0	0.00%	0	0.00%
Under Votes:					
		1	5.00%	4	7.02%
City of Bellaire, PROPOSITION M, Vote For 1					
FOR		18	94.74%	47	87.04%
AGAINST		1	5.26%	7	12.96%
Cast Votes:					
		19	95.00%	54	94.74%
Over Votes:					
		0	0.00%	0	0.00%
Under Votes:					
		1	5.00%	3	5.26%
City of Bellaire, PROPOSITION N, Vote For 1					
FOR		18	94.74%	45	84.91%
AGAINST		1	5.26%	8	15.09%
Cast Votes:					
		19	95.00%	53	92.98%
Over Votes:					
		0	0.00%	0	0.00%
Under Votes:					
		1	5.00%	4	7.02%
City of Bellaire, PROPOSITION O, Vote For 1					
FOR		15	83.33%	50	94.34%
AGAINST		3	16.67%	3	5.66%
Cast Votes:					
		18	90.00%	53	92.98%
Over Votes:					
		0	0.00%	0	0.00%
Under Votes:					
		2	10.00%	4	7.02%

City of Bellaire Precinct Report — Official

Harris County, Texas — General and Special Elections — November 07, 2017

Page 16 of 20

11/14/2017 02:10 PM

Total Number of Voters : 150,174 of 2,233,533 = 6.72%
 Number of District Voters: 150,174 of 2,233,533 = 6.72%
 Precincts Reporting 1,012 of 1,012 = 100.00%
 District Precincts Reporting 5 of 5 = 100.00%

Party	Candidate	Absentee	Early	Election	Total
Precinct 0215 (Ballots Cast: 419)					
City of Bellaire, PROPOSITION O, Vote For 1					
FOR		16	88.89%	42	82.35%
AGAINST		2	11.11%	9	17.65%
				234	76.72%
				71	23.28%
				305	89.18%
				0	0.00%
				0	0.00%
				37	10.82%
				45	10.74%
				374	89.28%
				0	0.00%
				0	0.00%
				45	10.74%
City of Bellaire, PROPOSITION P, Vote For 1					
FOR		15	83.33%	43	84.31%
AGAINST		3	16.67%	8	15.69%
				238	80.41%
				58	19.59%
				296	86.55%
				0	0.00%
				0	0.00%
				46	13.45%
				54	12.89%
				365	87.11%
				0	0.00%
				0	0.00%
				54	12.89%
City of Bellaire, PROPOSITION Q, Vote For 1					
FOR		17	94.44%	46	83.64%
AGAINST		1	5.56%	9	16.36%
				272	84.74%
				49	15.26%
				321	93.86%
				0	0.00%
				0	0.00%
				21	6.14%
				25	5.97%
				394	94.03%
				0	0.00%
				0	0.00%
				25	5.97%
City of Bellaire, PROPOSITION R, Vote For 1					
FOR		15	88.24%	45	81.82%
AGAINST		2	11.76%	10	18.18%
				267	81.40%
				61	18.60%
				328	95.91%
				0	0.00%
				0	0.00%
				14	4.09%
				19	4.53%
				400	95.47%
				0	0.00%
				0	0.00%
				19	4.53%

City of Bellaire Precinct Report — Official

Harris County, Texas — General and Special Elections — November 07, 2017

Page 17 of 20

11/14/2017 02:10 PM

Total Number of Voters : 150,174 of 2,233,533 = 6.72%

Precincts Reporting 1,012 of 1,012 = 100.00%

Number of District Voters: 150,174 of 2,233,533 = 6.72%

District Precincts Reporting 5 of 5 = 100.00%

Party	Candidate	Absentee	Early	Election	Total
Precinct 0268 (Ballots Cast: 435)					
City of Bellaire, Mayor, Vote For 1					
	Andrew Friedberg	9	100.00%	47	92.16%
	Robert Riquelmy	0	0.00%	4	7.84%
		9	90.00%	51	91.07%
Cast Votes:				344	93.22%
Over Votes:		0	0.00%	0	0.00%
Under Votes:		1	10.00%	5	8.93%
City of Bellaire, Councilman - Position No. 1, Vote For 1					
	Neil Verma	5	62.50%	44	81.48%
	Kevin Newman	3	37.50%	10	18.52%
		8	80.00%	54	96.43%
Cast Votes:				318	86.18%
Over Votes:		0	0.00%	0	0.00%
Under Votes:		2	20.00%	2	3.57%
City of Bellaire, Councilman - Position No. 3, Vote For 1					
	Gus E. Pappas	9	100.00%	44	100.00%
		9	90.00%	44	78.57%
Cast Votes:				276	74.80%
Over Votes:		0	0.00%	0	0.00%
Under Votes:		1	10.00%	12	21.43%
City of Bellaire, Councilman - Position No. 5, Vote For 1					
	Michael Fife	3	33.33%	35	64.81%
	Jim Avioli Sr.	6	66.67%	19	35.19%
		9	90.00%	54	96.43%
Cast Votes:				333	90.24%
Over Votes:		0	0.00%	0	0.00%
Under Votes:		1	10.00%	2	3.57%
City of Bellaire, PROPOSITION A, Vote For 1					
	FOR	6	66.67%	52	96.30%
	AGAINST	3	33.33%	2	3.70%
		9	90.00%	54	96.43%
Cast Votes:				337	91.33%
Over Votes:		0	0.00%	0	0.00%
Under Votes:		1	10.00%	2	3.57%
City of Bellaire, PROPOSITION B, Vote For 1					
	FOR	10	100.00%	48	94.12%
	AGAINST	0	0.00%	3	5.88%
		10	100.00%	51	91.07%
Cast Votes:				337	91.33%
Over Votes:		0	0.00%	0	0.00%
Under Votes:		0	0.00%	5	8.93%

City of Bellaire Precinct Report — Official
Harris County, Texas — General and Special Elections — November 07, 2017

Page 18 of 20

11/14/2017 02:10 PM

Total Number of Voters : 150,174 of 2,233,533 = 6.72%

Precincts Reporting 1,012 of 1,012 = 100.00%
District Precincts Reporting 5 of 5 = 100.00%

Party	Candidate	Absentee	Early	Election	Total
Precinct 0268 (Ballots Cast: 435)					
City of Bellaire, PROPOSITION C, Vote For 1					
FOR		9	43	272	324
AGAINST		1	11	62	74
		10	54	334	398
Cast Votes:		90.00%	79.63%	81.44%	81.41%
Over Votes:		100.00%	20.37%	18.56%	18.59%
Under Votes:		0	0	0	0
		0	2	35	37
		0.00%	3.57%	9.49%	8.51%
City of Bellaire, PROPOSITION D, Vote For 1					
FOR		6	47	249	302
AGAINST		4	7	75	86
		10	54	324	388
Cast Votes:		100.00%	96.43%	87.80%	89.20%
Over Votes:		0	0	0	0
Under Votes:		0	2	45	47
		0.00%	3.57%	12.20%	10.80%
City of Bellaire, PROPOSITION E, Vote For 1					
FOR		10	50	312	372
AGAINST		0	4	27	31
		10	54	339	403
Cast Votes:		100.00%	92.59%	92.04%	92.31%
Over Votes:		0	0	0	0
Under Votes:		0	2	30	32
		0.00%	7.41%	7.96%	7.69%
City of Bellaire, PROPOSITION F, Vote For 1					
FOR		8	46	292	346
AGAINST		2	6	40	48
		10	52	332	394
Cast Votes:		100.00%	92.86%	89.97%	90.57%
Over Votes:		0	0	0	0
Under Votes:		0	4	37	41
		0.00%	7.14%	10.03%	9.43%
City of Bellaire, PROPOSITION G, Vote For 1					
FOR		9	50	297	356
AGAINST		1	3	34	38
		10	53	331	394
Cast Votes:		100.00%	94.64%	89.70%	90.57%
Over Votes:		0	0	0	0
Under Votes:		0	3	38	41
		0.00%	5.36%	10.30%	9.43%
City of Bellaire, PROPOSITION H, Vote For 1					
FOR		10	48	305	363
AGAINST		0	5	33	38
		10	53	338	401
Cast Votes:		100.00%	94.64%	91.60%	92.18%
Over Votes:		0	0	0	0
Under Votes:		0	3	31	34
		0.00%	5.36%	8.40%	7.82%

City of Bellaire Precinct Report — Official

Harris County, Texas — General and Special Elections — November 07, 2017

Page 19 of 20

11/14/2017 02:10 PM

Total Number of Voters : 150,174 of 2,233,533 = 6.72%

Precincts Reporting 1,012 of 1,012 = 100.00%

Number of District Voters: 150,174 of 2,233,533 = 6.72%

District Precincts Reporting 5 of 5 = 100.00%

Party	Candidate	Absentee	Early	Election	Total
Precinct 0268 (Ballots Cast: 435)					
City of Bellaire, PROPOSITION I, Vote For 1					
FOR		10	92.45%	294	88.55%
AGAINST		0	7.55%	38	11.45%
Cast Votes:					
		10	94.64%	332	89.97%
Over Votes:					
		0	0.00%	0	0.00%
Under Votes:					
		0	5.36%	37	10.03%
City of Bellaire, PROPOSITION J, Vote For 1					
FOR		9	90.00%	295	89.39%
AGAINST		1	10.00%	35	10.61%
Cast Votes:					
		10	92.86%	330	89.43%
Over Votes:					
		0	0.00%	0	0.00%
Under Votes:					
		0	7.14%	39	10.57%
City of Bellaire, PROPOSITION K, Vote For 1					
FOR		8	88.89%	282	86.24%
AGAINST		1	11.11%	45	13.76%
Cast Votes:					
		9	92.86%	327	88.62%
Over Votes:					
		0	0.00%	0	0.00%
Under Votes:					
		1	7.14%	42	11.38%
City of Bellaire, PROPOSITION L, Vote For 1					
FOR		9	90.00%	280	86.96%
AGAINST		1	10.00%	42	13.04%
Cast Votes:					
		10	92.86%	322	87.26%
Over Votes:					
		0	0.00%	0	0.00%
Under Votes:					
		0	7.14%	47	12.74%
City of Bellaire, PROPOSITION M, Vote For 1					
FOR		9	90.00%	282	87.31%
AGAINST		1	10.00%	41	12.69%
Cast Votes:					
		10	92.86%	323	87.53%
Over Votes:					
		0	0.00%	0	0.00%
Under Votes:					
		0	7.14%	46	12.47%
City of Bellaire, PROPOSITION N, Vote For 1					
FOR		9	90.00%	284	87.65%
AGAINST		1	10.00%	40	12.35%
Cast Votes:					
		10	91.07%	324	87.80%
Over Votes:					
		0	0.00%	0	0.00%
Under Votes:					
		0	8.93%	45	12.20%

City of Bellaire Precinct Report — Official Harris County, Texas — General and Special Elections — November 07, 2017

Page 20 of 20

11/14/2017 02:10 PM

Total Number of Voters : 150,174 of 2,233,533 = 6.72%
 Number of District Voters: 150,174 of 2,233,533 = 6.72%
 Precincts Reporting 1,012 of 1,012 = 100.00%
 District Precincts Reporting 5 of 5 = 100.00%

Party	Candidate	Absentee	Early	Election	Total
Precinct 0268 (Ballots Cast: 435)					
City of Bellaire, PROPOSITION O, Vote For 1					
FOR		2	25.00%	44	84.62%
AGAINST		6	75.00%	8	15.38%
Cast Votes:					
		8	80.00%	52	92.86%
Over Votes:					
		0	0.00%	0	0.00%
Under Votes:					
		2	20.00%	4	7.14%
				66	17.89%
				72	16.55%
				363	83.45%
				0	0.00%
				72	16.55%
City of Bellaire, PROPOSITION P, Vote For 1					
FOR		4	57.14%	44	88.00%
AGAINST		3	42.86%	6	12.00%
Cast Votes:					
		7	70.00%	50	89.29%
Over Votes:					
		0	0.00%	0	0.00%
Under Votes:					
		3	30.00%	6	10.71%
				85	23.04%
				94	21.61%
				341	78.39%
				0	0.00%
				94	21.61%
City of Bellaire, PROPOSITION Q, Vote For 1					
FOR		9	90.00%	47	90.38%
AGAINST		1	10.00%	5	9.62%
Cast Votes:					
		10	100.00%	52	92.86%
Over Votes:					
		0	0.00%	0	0.00%
Under Votes:					
		0	0.00%	4	7.14%
				42	11.38%
				46	10.57%
				389	89.43%
				0	0.00%
				46	11.83%
City of Bellaire, PROPOSITION R, Vote For 1					
FOR		9	90.00%	46	88.46%
AGAINST		1	10.00%	6	11.54%
Cast Votes:					
		10	100.00%	52	92.86%
Over Votes:					
		0	0.00%	0	0.00%
Under Votes:					
		0	0.00%	4	7.14%
				34	9.21%
				38	8.74%
				397	91.26%
				0	0.00%
				38	8.74%

Mayor and Council

Council Chamber, First Floor of City
Hall
Bellaire, TX 77401-4411



Meeting: 11/20/17 06:00 PM
Department: City Clerk
Category: Election
Department Head: Tracy L. Dutton
DOC ID: 2402

**SCHEDULED
INFORMATION ITEM (ID
2402)**

Item Title:

Issuance of a Certificate of Election to each candidate elected to the office of Mayor, Councilman - Position No. 1, Councilman - Position No. 3, and Councilman - Position No. 5 - Issuance by Andrew S. Friedberg, Mayor; submitted by Tracy L. Dutton, City Clerk.

Background/Summary:

After the official canvass of the results of the City of Bellaire, Texas, General Election, the Presiding Officer of the Canvassing Authority (Andrew S. Friedberg, Mayor) will issue a Certificate of Election to each elected official to the office of Mayor, Councilman - Position No. 1, Councilman - Position No. 3, and Councilman - Position No. 5. The purpose of the Certificate of Election is to verify the election of officials. This process is in compliance with Section 67.016 of the Texas Election Code.

Previous Council Action Summary:

N/A

Fiscal Impact:

N/A

City Attorney Review:

N/A

Recommendation:

No action required.

ATTACHMENTS:

- Sample Certificates of Election (PDF)



In the name and by the authority of

*The City of Bellaire
State of Texas*

CERTIFICATE OF ELECTION

THIS IS TO CERTIFY that, at a General Election held on
the 7th day of November, 2017,

Andrew S. Friedberg

was duly elected

Mayor

for a term beginning the 8th day of January, 2018,
and expiring the 6th day of January, 2020.

In Witness Whereof, I have hereunto
signed my name and caused the Seal of
the City of Bellaire, Texas, to be affixed
this 20th day of November, 2017.

Andrew S. Friedberg, Mayor
Presiding Officer of the Canvassing
Authority



In the name and by the authority of

*The City of Bellaire
State of Texas*

CERTIFICATE OF ELECTION

THIS IS TO CERTIFY that, at a General Election held on
the 7th day of November, 2017,

Neil Verma

was duly elected

Council Member - Position No. 1

for a term beginning the 8th day of January, 2018,
and expiring the 3rd day of January, 2022.

In Witness Whereof, I have hereunto signed
my name and caused the Seal of the City of
Bellaire, Texas, to be affixed this 20th day of
November, 2017.

Andrew S. Friedberg, Mayor
Presiding Officer of the Canvassing Authority



In the name and by the authority of

*The City of Bellaire
State of Texas*

CERTIFICATE OF ELECTION

THIS IS TO CERTIFY that, at a General Election held on
the 7th day of November, 2017,

Gus E. Pappas

was duly elected

Council Member - Position No. 3

for a term beginning the 8th day of January, 2018,
and expiring the 3rd day of January, 2022.

In Witness Whereof, I have hereunto
signed my name and caused the Seal of
the City of Bellaire, Texas, to be affixed
this 20th day of November, 2017.

Andrew S. Friedberg, Mayor
Presiding Officer of the Canvassing
Authority



In the name and by the authority of

*The City of Bellaire
State of Texas*

CERTIFICATE OF ELECTION

THIS IS TO CERTIFY that, at a General Election held on
the 7th day of November, 2017,

Michael Fife

was duly elected

Council Member - Position No. 5

for a term beginning the 8th day of January, 2018,
and expiring the 3rd day of January, 2022.

In Witness Whereof, I have hereunto
signed my name and caused the Seal of
the City of Bellaire, Texas, to be affixed
this 20th day of November, 2017.

Andrew S. Friedberg, Mayor
Presiding Officer of the Canvassing
Authority



**SCHEDULED
PROCLAMATION (ID #
2383)**

Item Title:

Issuance of a proclamation proclaiming the 19th day of October, 2017, as Diwali Day in the City of Bellaire, Texas, and encouraging residents of all faiths and backgrounds to share in the spirit of Diwali and in celebration of Indian culture, customs and traditions - Submitted by Andrew S. Friedberg, Mayor.

Background/Summary:

On Thursday, October 19, 2017, Mayor Andrew S. Friedberg, in honor of the celebration of Diwali Day ("Festival of Lights"), issued a proclamation declaring that date as Diwali Day and encouraging the residents of Bellaire to join in friendship and fellowship, charitable giving and selfless service, through our shared observance of the "Festival of Lights." Mayor Friedberg will read the proclamation this evening and present it to Bellaire resident Deepak Bedi.

Previous Council Action Summary:

Proclamation issued in 2016.

Fiscal Impact:

N/A

Recommendation:

N/A

ATTACHMENTS:

- Diwali Day - October 19, 2017 (PDF)



Proclamation

Whereas, Diwali, the "Festival of Lights," is one of the most widely recognized celebrations observed in India and throughout the world, including by many in the City of Bellaire, Texas, and is a spiritual commemoration of the triumph of light over darkness, good over evil, knowledge over ignorance and hope over despair; and

Whereas, the Diwali season is a time of happiness and joy, and also a time for *dana* (charitable giving) and *seva* (selfless service) for the alleviation of all forms of suffering; and

Whereas, in the devastating aftermath of Hurricane Harvey, the Bellaire Indian community has devoted this year's Diwali observance to *dana* and *seva* through fundraising for the "Bellaire Brave" campaign, a local citizens' initiative to provide financial support to first responders and other city employees who suffered flooding losses while valiantly performing their duties in service to us in Bellaire, even as their own homes were damaged or destroyed and their families were at risk; and

Whereas, Bellaire residents of all faiths and backgrounds share in the spirit of Diwali and in celebration of Indian culture, customs and traditions, and this year have joined together in support of the "Bellaire Brave";

Now, Therefore, I, **Andrew S. Friedberg, Mayor of the City of Bellaire, Texas**, do hereby proclaim **October 19, 2017**, as

Diwali Day

in the City of Bellaire, Texas, and encourage all residents to join in friendship and fellowship, charitable giving and selfless service, through our shared observance of the Festival of Lights.

In Witness Whereof, I have hereunto set my hand and caused the seal of the City of Bellaire, Texas, to be affixed this 19th day of October, 2017.

Andrew S. Friedberg
Mayor
City of Bellaire, Texas





CITY OF BELLAIRE TEXAS

MAYOR AND COUNCIL

OCTOBER 9, 2017

Council Chamber

Special Session

6:00 PM

7008 S. RICE AVENUE
BELLAIRE, TX 77401

SPECIAL SESSION - 6:00 P.M.

I. PUBLIC HEARING (SECOND OF TWO ON PROPOSED TAX RATE)

A. Call to Order - Andrew S. Friedberg, Mayor.

Andrew S. Friedberg, Mayor, called the Special Session of the City Council of the City of Bellaire, Texas, to order at 6:00 p.m. on Monday, October 9, 2017.

B. Announcement of a Quorum - Andrew S. Friedberg, Mayor.

Andrew S. Friedberg, Mayor, announced that a quorum of members of the City Council was present as set forth below.

Name	Title	Status
Andrew S. Friedberg	Mayor	Present
Roman F. Reed	Mayor Pro Tem	Present
Trisha S. Pollard	Council Member	Present
Gus E. Pappas	Council Member	Present
Pat B. McLaughlan	Council Member	Absent
Michael Fife	Council Member	Present
David R. Montague	Council Member	Present

Other officials present were Paul A. Hofmann, City Manager, and Tracy L. Dutton, City Clerk.

C. Reading of Notice of the Public Hearing - Tracy L. Dutton, City Clerk.

Tracy L. Dutton, City Clerk, read the notice of the public hearing regarding a proposal to increase total tax revenues for the 2017 tax year into the record. City Clerk Dutton noted that the first public hearing on the proposed tax rate for the City of Bellaire, Texas, was held on Monday, October 2, 2017. The public hearing this evening represented the second and last public hearing on the matter.

City Clerk Dutton noted further that the notice of the public hearing was published in the Southwest News on September 19, 2017, advertised by the Finance Department on the City's website continuously since September 19, 2017, and advertised by the City Manager's office on the City's cable channel, Channel 16, continuously since September 19, 2017, and posted on the City's official bulletin board on September 20, 2017.

D. Summary of Public Hearing Procedure - Paul A. Hofmann, City Manager.

Paul A. Hofmann, City Manager, summarized the public hearing procedure.

Minutes Acceptance: Minutes of Oct 9, 2017 6:00 PM (Approval or Correction of Minutes:)

E. Presentation of Proposal:

Presentation regarding a proposal to increase total tax revenues for the 2017 tax year (2018 fiscal year) from properties on the tax roll in the preceding year by 8.81% percent by proposing a tax rate of \$0.4159 per \$100 valuation - Submitted and presented by Terrence Beaman, Chief Financial Officer.

After reading the agenda caption, **Mayor Friedberg** turned the floor over to Terrence Beaman, Bellaire's Chief Financial Officer, for a presentation on the proposed tax rate increase.

Terrence Beaman, Chief Financial Officer, referenced the previous public hearing and advised that the second hearing on the proposed tax revenues for tax year 2017 (budget year 2018) being held this evening was the last public hearing that would be held on the matter. As noted during the first public hearing, the City's calculated rollback tax rate was \$0.4228/\$100 of property valuation. The City was proposing a tax rate of \$0.4159 for tax year 2017, which consisted of two components as follows: 1) operations and maintenance in the amount of \$0.2678, and 2) debt service in the amount of \$0.1481.

F. Public Comment.

Mayor Friedberg stated that City Council would receive public comment on the proposed tax rate. Speakers were advised to add their names to the sign-up sheet, if they had not already done so. The allotted speaker time was noted to be five (5) minutes, with no extension, and with notice after four (4) minutes that one (1) minute was left.

Paul Magaziner:

Mr. Magaziner addressed City Council and noted that he understood that Bellaire's proposed increase in property tax revenues was decided pre-Hurricane Harvey. He quoted Senator Paul Bettencourt, former Harris County Tax Assessor-Collector, who reportedly stated that Harris County did not have a decline in property values in 2017.

Mr. Magaziner advised that any Hurricane Harvey decline would hit the following year. For this reason, Mr. Magaziner advised that Harris County could afford a disaster reappraisal, along with Houston, Bellaire, and other cities. Mr. Magaziner referenced the number of homes damaged in Bellaire as a result of Hurricane Harvey and indicated his belief that almost one-third of the homeowners in Bellaire were suffering to some degree.

He closed and urged City Council not to raise taxes and to ask the Harris County Appraisal District for a mass reappraisal for tax year 2017.

Ronald Burns:

Mr. Burns addressed City Council and stated his opinion that the City of Bellaire liked to use doom and gloom when trying to pass bond issues or raise taxes. He believed that such monies had been mismanaged.

Other opinions were expressed by Mr. Burns regarding the handling of bond proceeds for Evelyn's Park, access to property given to a developer, contract management, and the failure to give an additional homestead tax exemption to seniors.

Mr. Burns continued and advised of his belief that the property tax increase would be

used for new infrastructure that did not need to be replaced, in his opinion, as he felt the increase would be used for contracts that did not benefit the residents of Bellaire.

City Council's legacy, in Mr. Burns' opinion, would be massive debt and high taxes for residents.

Andrew Jerige:

Mr. Jerige addressed City Council and complimented the clean-up efforts made by the City with respect to debris removal. He continued and urged City Council not to vote for any tax increases as now was not the time, in his opinion. Damage from Hurricane Harvey resulted in high deductibles for many of the residents.

A comparison was made between the City of Houston and the City of Bellaire. Mr. Jerige stated his belief that the amount of taxes paid per person in Bellaire was 2-1/2 times higher than the amount paid per person in the City of Houston.

A suggestion was made by Mr. Jerige for the City to stop its beautification efforts, studies of Bellaire branding, new buildings, non-critical infrastructure, and new utility meters and use those monies to offset any tax issues the City might have. Monies should be spent, in his opinion, on flood control, backflow preventions, to deepen bayous, add curbs and gutters, and perform street repairs.

Richard Franke:

Mr. Franke addressed City Council and noted that Bellaire had been pushing the issue of infrastructure to future years during the 19 years that he had resided in Bellaire. He did not agree that a comparison could be made between the cities of Bellaire and Houston. The infrastructure needs and costs for both cities needed to be compared, in his opinion.

Reference was made to critically needed infrastructure and the high cost of replacing it. Mr. Franke stated that the City needed to back up and look at its infrastructure.

Michael Stapenhorst:

Mr. Stapenhorst addressed City Council regarding the flood situation. He noted that since he could not repair his existing 67-year old home, he was left with three options which were 1) to sell the property, 2) to tear the home down, or 3) to rebuild a new home. He felt that the objective seemed to be the replacement of older homes with newer homes which was of concern to him.

Mr. Stapenhorst also did not understand the priority of the Bellaire City Council, or the Bellaire government, or the Bellaire administration, in general. It seemed that the base city functions centered on beauty, parks, re-branding, art, and digital water meters, which were mainly aesthetic or image issues as opposed to functional issues, in his opinion.

He closed and encouraged City Council to budget for emergencies and disasters as opposed to spending a great deal of money on aesthetic issues.

Barbara Jerige:

Ms. Jerige stated that the reason Bellaire's taxes were so much more than the City of Houston's, in her opinion, was because the Bellaire land values were three times higher.

She asked why Bellaire could not manage the city on the two to three times more it was getting in taxes. She indicated that no one was suggesting that the salaries of the police and fire departments be cut.

Things Bellaire did not need were a brand, park beautification, and sidewalks on both sides of every street, in her opinion. Reference was also made to Evelyn's Park and the costs associated with sustaining it. She urged City Council to work on the City's infrastructure, noting that she suspected that Newcastle Drive and her yard flooded due to the higher elevation of Evelyn's Park.

Diane Cominsky:

Ms. Cominsky addressed City Council and expressed concern that the website indicated that meetings of City Council were called at 7:00 p.m. She did not know why the meeting started at 6:00 p.m. Ms. Cominsky stated that City Council should all be interested in what the constituents wanted. She suggested waiting until 7:00 p.m. to see if more people would show up as it would only be fair. She did not understand how in good conscience the City Council could call themselves a leader and vote to increase taxes.

G. Questions from the Mayor and City Council.

Mayor Friedberg opened the floor for questions. He reminded members of the City Council that they were limited to asking questions and should avoid stating opinions on the subject matter of the public hearing.

Following questions, **Mayor Friedberg** closed the public hearing.

H. Close Public Hearing and Adjourn.

Mayor Friedberg announced that City Council would continue to receive public comment on the proposed tax rate up until its final deliberation. Final deliberation was anticipated to occur one week from this evening or on October 16, 2017. Mayor Friedberg also announced that the public hearing was closed and adjourned at 7:06 p.m. on Monday, October 9, 2017.

II. SPECIAL MEETING

A. Call to Order - Andrew S. Friedberg, Mayor.

Mayor Friedberg called the Special Meeting of the City Council of the City of Bellaire, Texas, to order at 7:06 p.m. on Monday, October 9, 2017.

B. Announcement of a Quorum - Andrew S. Friedberg, Mayor.

Mayor Friedberg announced that a quorum of members of the City Council was present as set forth below.

Name	Title	Status
Andrew S. Friedberg	Mayor	Present
Roman F. Reed	Mayor Pro Tem	Present
Trisha S. Pollard	Council Member	Present
Gus E. Pappas	Council Member	Present
Pat B. McLaughlan	Council Member	Absent

Michael Fife	Council Member	Present
David R. Montague	Council Member	Present

Other officials present were Paul A. Hofmann, City Manager, and Tracy L. Dutton, City Clerk.

C. New Business:

Adoption of Ordinances:

Mayor Friedberg read the captions of the two agenda items under consideration this evening. The purpose of the agenda items was to provide for the contingency that new contracts might be needed for continuous emergency debris removal and monitoring services after the expiration of the exigent circumstances period following Hurricane Harvey as determined by the Federal Emergency Management Agency (FEMA).

City Manager Hofmann advised that City Council had been provided at the dais this evening with a two-page memorandum prepared by Director of Public Works Michael Leech giving the history and reasons the City went through the processes that it gone through in this situation. The City advertised for both the debris removal and debris monitoring contracts. The proposals were opened this morning at 10:00 a.m. The City received two proposals for debris removal and have made a recommendation to award a contract this evening to DRC Emergency Services, LLC, the City's current contractor.

On the second item, debris monitoring management services, City Manager Hofmann advised that the City received one proposal from a firm that was not the existing firm. The City was recommending that City Council find the one proposal received non-responsive and to take no action on that item this evening. If City Council agreed with that approach, the City would continue to work with its existing debris monitoring management services contractor. The City believed any risk associated with those services would be minimal.

If the exigent period was extended on October 10, 2017, City Manager Hofmann advised that the City would stay with its current contracts and contractors. If the period was not extended, it was suggested that the City enter into a revised contract with DRC Emergency Services, LLC.

Director of Public Works Michael Leech added that, as a measure of caution specifically from the debris hauling side of the process, the City felt it would be prudent to enter into the recommended contract. He noted that the City was getting mixed messages from FEMA and the State about the exigent date and what it would mean to Bellaire. Executing the contract with DRC Emergency Services, LLC, would give the City an extra measure of assurance that the City would be reimbursed going forward.

Mayor Friedberg opened the floor for questions of City Manager Hofmann and Director of Public Works Michael Leech. Following questions, the City Council considered each of the agenda items in turn.

Minutes Acceptance: Minutes of Oct 9, 2017 6:00 PM (Approval or Correction of Minutes:)

1. Consideration of and possible action on the adoption of an ordinance of the City Council of the City of Bellaire, Texas, authorizing the Mayor and the City Clerk of the City of Bellaire, Texas, to execute and attest to, respectively, for and on behalf of the City of Bellaire, Texas, a Standard Form of Agreement with the proposer offering the most advantageous proposal for the purchase of emergency debris removal services associated with the timely removal and lawful disposal of all disaster-generated debris pursuant to RFP No. 17-015, as may be necessary to ensure continuity of such services after the expiration of the exigent circumstances period following Hurricane Harvey as determined by FEMA - Submitted by Michael Leech, Director of Public Works.

Mayor Friedberg entertained a motion to adopt the ordinance as presented authorizing the execution and attestation of a Standard Form of Agreement with DRC Emergency Services, LLC, for the purchase of emergency debris removal services associated with the timely removal and lawful disposal of all disaster-generated debris.

Motion:

To adopt the ordinance as presented authorizing the execution and attestation of a Standard Form of Agreement with DRC Emergency Services, LLC, for the purchase of emergency debris removal services associated with the timely removal and lawful disposal of all disaster-generated debris.

{Moved by David R. Montague, Council Member, and seconded by Trisha S. Pollard, Council Member}

Mayor Friedberg advised that questions and deliberation were in order. Following questions and deliberation, Mayor Friedberg called for action on the motion.

RESULT:	ADOPTED [UNANIMOUS]
MOVER:	David R. Montague, Council Member
SECONDER:	Trisha S. Pollard, Council Member
AYES:	Friedberg, Reed, Pollard, Pappas, Fife, Montague
ABSENT:	McLaughlan

2. Consideration of and possible action on the adoption of an ordinance of the City Council of the City of Bellaire, Texas, authorizing the Mayor and the City Clerk of the City of Bellaire, Texas, to execute and attest to, respectively, for and on behalf of the City of Bellaire, Texas, a Standard Form of Agreement with the proposer offering the most advantageous proposal for the purchase of monitoring of disaster-generated debris removal, management, and related services associated with disaster preparedness and emergency response and recovery pursuant to RFP No. 17-014, as may be necessary to ensure continuity of such services after the expiration of the exigent circumstances period following Hurricane Harvey as determined by FEMA - Submitted by Michael Leech, Director of Public Works.

Mayor Friedberg noted that City Staff had recommended no action on the second proposed ordinance as the City did not have any responsive proposals. **Mayor Friedberg asked if any Council Member wished to offer a motion. Hearing none, no action was taken on the second proposed ordinance.**

D. Adjourn.

Mayor Friedberg announced that the Special Session of the City Council of the City of Bellaire, Texas, was adjourned at 7:41 p.m. on Monday, October 9, 2017.

Mayor and Council

Council Chamber, First Floor of City
Hall
Bellaire, TX 77401-4411



Meeting: 11/20/17 06:00 PM
Department: City Manager's Office
Category: Presentation
Department Head: Paul A. Hofmann
DOC ID: 2253

**SCHEDULED
ACTION ITEM (ID # 2253)**

Item Title:

City Manager's Report regarding communication, field and personnel updates, calendar reminders, and notes of appreciation - Submitted by Paul A. Hofmann, City Manager.

Background/Summary:

City Manager's Report regarding communication, field and personnel updates, calendar reminders, and notes of appreciation.

Previous Council Action Summary:

N/A

Fiscal Impact:

N/A

Recommendation:

N/A

Mayor and Council

Council Chamber, First Floor of City
Hall
Bellaire, TX 77401-4411



Meeting: 11/20/17 06:00 PM
Department: Finance Administration
Category: Presentation
Department Head: Terrence Beaman
DOC ID: 2165

SCHEDULED**ACTION ITEM (ID # 2165)****Item Title:**

Presentation of the FY 2017 Fourth Quarter Report for the City of Bellaire, Texas - Submitted by Terrence Beaman, Chief Financial Officer.

Background/Summary:

Amounts discussed here and included in the FY 2017 Fourth Quarter Report are unaudited and will not match the final amounts in the FY 2017 Comprehensive Annual Financial Report (CAFR). We continue to pay invoices related to FY 2017 activity, which we will accrue back into September 2017 (FY 2017).

The fourth quarter report reflects the twelve months ending September 30, 2017. The report compares the full year actuals to budget as well as taking into account what we projected in July with the presentation of the proposed FY 2018 budget, which City Council adopted on September 18, 2017 with said projections included.

The next report for FY 2017 will be the Comprehensive Annual Financial Report for the year ended September 30, 2017 to be presented in the spring of 2018.

General Fund

The unaudited FY 2017 General Fund ending fund balance is \$3,661,230, which is \$199,927 more than budgeted. This variance is due to (1) actual audited beginning fund balance was higher than the budgeted fund balance by \$135,769, (2) actual revenues were \$699,252 lower than budgeted, and (3) actual expenditures were \$763,410 lower than budgeted.

General Fund FY 2017				
	Adopted Budget	Projections	Actuals (Unaudited)	Actuals Variance from Budget
Beginning Fund Balance	\$4,678,607	\$4,814,376	\$4,814,376	\$135,769
Revenue	20,306,446	19,658,795	19,607,194	(699,252)
Expenditures	21,523,750	21,030,212	20,760,340	(763,410)
Ending Fund Balance	\$3,461,303	\$3,442,959	\$3,661,230	\$199,927

The FY 2018 budgeted beginning balance of \$3,387,437 is approximately \$273,793 below the preliminary unaudited FY 2017 ending fund balance shown above. This unaudited amount is a one-time source not yet appropriated. The recommended use is to offset the projected deficit of the 60-day fund balance requirement in the general fund.

Enterprise Fund

The unaudited FY 2017 Enterprise Fund ending working capital balance is \$1,299,948, which is \$580,711 more than budgeted. This variance is due to (1) the actual audited beginning working capital balance was higher than the budgeted working capital balance by \$121,905, (2) actual revenues were \$227,515 lower than budgeted, and (3) actual expenses were \$686,321 lower than budgeted.

Enterprise Fund FY 2017				
	Adopted Budget	Projections	Actuals (Unaudited)	Actuals Variance from Budget
Beginning Working Capital Balance	\$1,444,328	\$1,566,233	\$1,566,233	\$121,905
Revenue	8,350,643	8,028,010	8,123,128	(227,515)
Expenses	9,075,734	8,929,844	8,389,413	(686,321)
Ending Working Capital Balance	\$719,237	\$669,399	\$1,299,948	\$580,711

The FY 2018 budgeted beginning working capital balance of \$669,399 is approximately \$630,549 below the preliminary unaudited FY 2017 ending working capital balance shown above. This unaudited amount is a one-time source not yet appropriated. The recommended use is to supplement the ending working capital balance as the ending working capital balance was temporarily reduced to a 30-day requirement.

Capital Projects and Management Projects

A summary of the status of the capital projects and management projects is included in the FY 2017 Fourth Quarter Report.

Previous Council Action Summary:

N/A

Fiscal Impact:

N/A

Recommendation:

Provide feedback and accept the report

Previous Council Action Summary:

N/A

Fiscal Impact:

N/A

Recommendation:

Provide feedback and accept the report

ATTACHMENTS:

- FY 2017 4th Quarter Report (PDF)



City of Bellaire

FY 2017 Fourth Quarter Report

July 2017 – September 2017



Attachment: FY 2017 4th Quarter Report (2165 : FY 2017 4th Quarter Report)

Table of Contents

Personnel Analysis	Page 3
General Fund	Page 4
Revenues	Page 4
Expenditures	Page 13
Revenue and Expenditure Report by Department	Page 18
Enterprise Fund	Page 19
Revenues	Page 19
Expenses	Page 23
Revenue and Expense Report by Department	Page 28
Management Projects	Page 29
Capital Improvement Program Projects	Page 30
Trends	Page 36
Development Statistics	Page 36
Crime Statistics	Page 36
Warrant Statistics	Page 36
September Monthly Report Supplemental items	Page 37
General Fund – Revenues and Expenditures	Page 37
Enterprise Fund – Revenues and Expenditures	Page 38
Debt Service Fund – Revenues and Expenditures	Page 39
Vehicle and Equipment Replacement Fund – Revenues and Expenditures	Page 40
Capital Improvement Fund – Revenues and Expenditures	Page 41
Capital Bond Fund – Revenues and Expenditures	Page 42
Metro Fund – Revenues and Expenditures	Page 43
Current Property Tax Collections	Page 44
Housing Information	Page 45
Summary of Sales & Mixed Beverage Tax	Page 46
Summary of Franchise Fees	Page 47
Summary of Purchase Orders	Page 48
Quarterly Investment Report	Page 49
Quarterly Donation Report	Page 52

Personnel Analysis

At the end of the fourth quarter, September 30, 2017, we had four new hires, one part-time promotion, and six separations, including one retirement and one transition from full-time to part-time.

4th Qtr New Hires/Promotions	4th Qtr Separations/Transitions/Retirements
1 Police Clerk	2 Laborers (Wastewater & Water)
2 Laborers (Solid Waste and Wastewater)	1 Police Officer
1 Admin Secretary (PW)	1 Equipment Operator II (Wastewater)
.5 PT Admin Secretary (Parks -promoted from PT Rec Aide)	1 Communications Officer (transitioned to PT)
	1 Custodian (Retirement)

Department Vacancies					
Department	Adopted Budgeted Positions	12/31/2016	3/31/2017	6/30/2017	9/30/2017
General Fund					
City Manager's Office	10	1	0	0	0
Finance	9	1	2	0	0
Development Services	8	1	1	2	2
Fire	24	0	0	0	0
Police	59.5	6	4	3	4*
Parks, Rec., & Facilities	24.5	0	0	0.5	0
Library	7.5	0	0	1	1
Public Works	9	1	1	2	1
Enterprise Fund					
Water	8	1	1	0	1
Wastewater	11	4	4	3	4
Solid Waste & Recycling	13	1	1	1	1
Total	183.5	16	14	12.5	14

*2 Police Officers, 2 Communications Officers

Attachment: FY 2017 4th Quarter Report (2165 : FY 2017 4th Quarter Report)

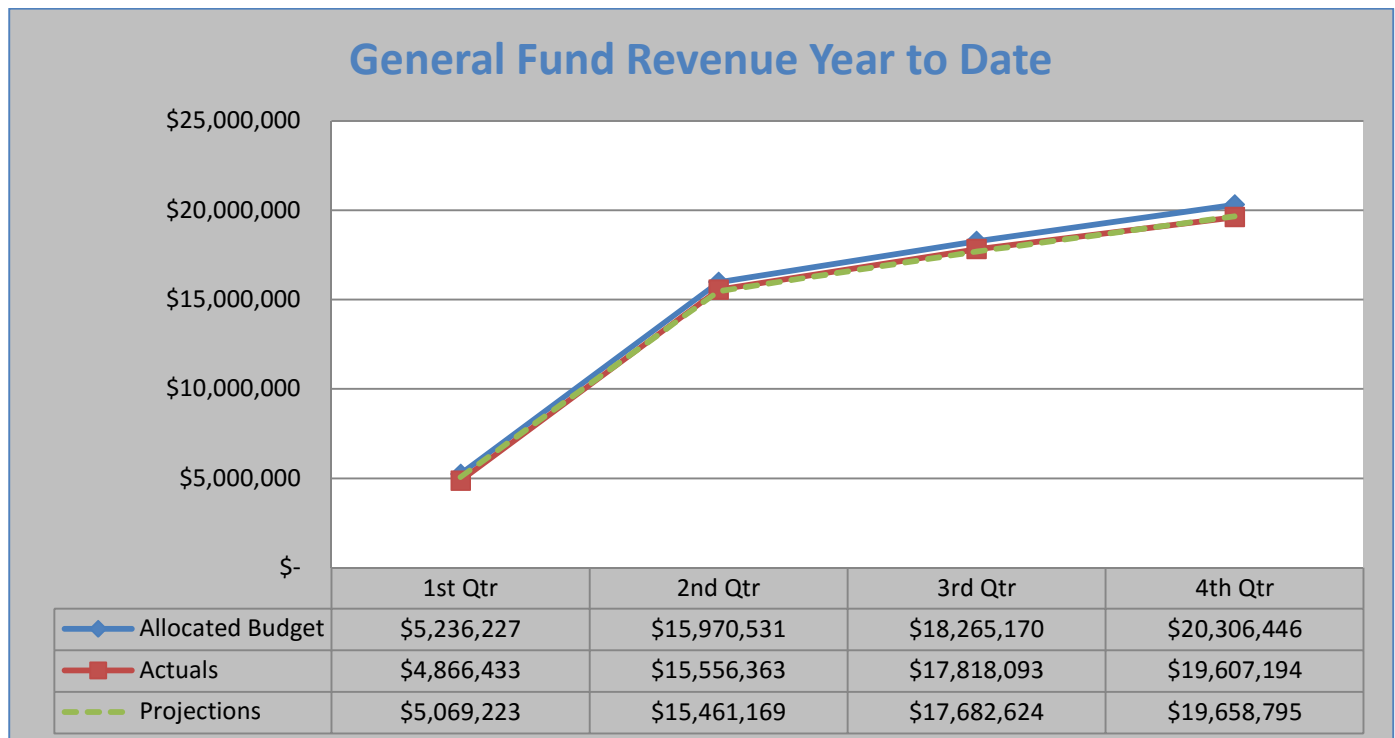
General Fund

Amounts reported herein are unaudited and will not match the final amounts in the FY 2017 Comprehensive Annual Financial Report (CAFR). We continue to pay invoices related to FY 2017 activity, which we will accrue back into September 2017.

The unaudited FY 2017 General Fund ending fund balance is \$3,661,230, which is \$199,927 more than budgeted. This variance is due to (1) actual audited beginning fund balance was higher than the budgeted fund balance by \$135,769, and (2) the net result of actual expenditures versus actual revenues when compared to the adopted budget is \$64,158.

General Fund FY 2017 4th Quarter Revenue and Expenditure Report				
	Adopted Budget	Projections	Actuals (Unaudited)	Actuals Variance from Budget
Beginning Fund Balance	\$4,678,607	\$4,814,376	\$4,814,376	\$135,769
Revenue	20,306,446	19,658,795	19,607,194	(699,252)
Expenditures	21,523,750	21,030,212	20,760,340	(763,410)
Ending Fund Balance	\$3,461,303	\$3,442,959	\$3,661,230	\$199,927

General Fund Revenues:



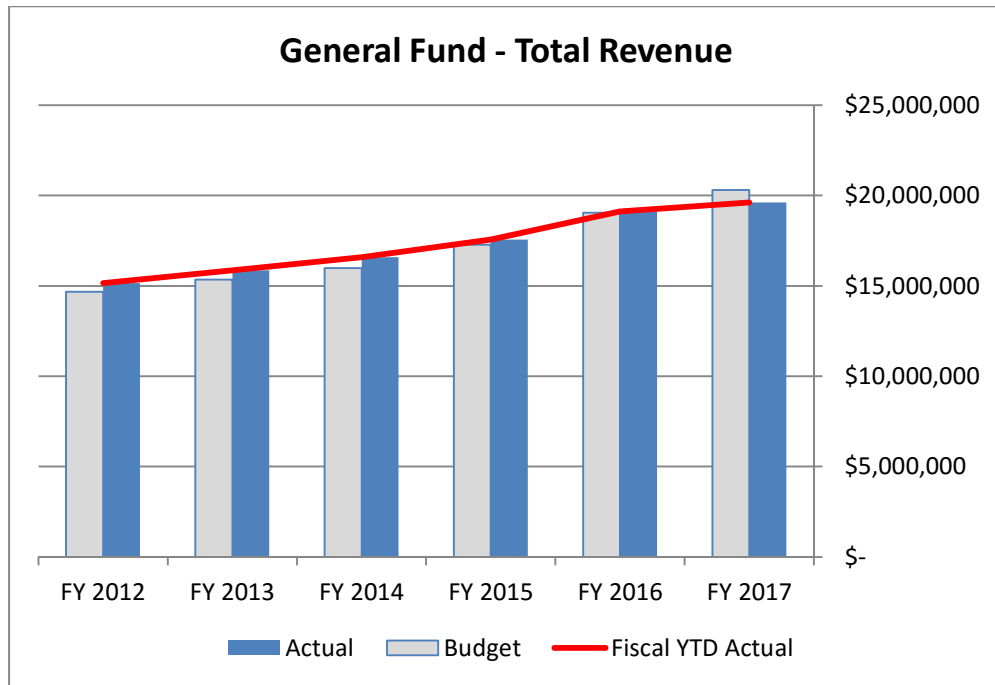
General Fund FY 2017 4th Quarter Revenues			
FY 2017 Budget	Projections	FY 2017 Actuals	Actuals Variance From Budget
\$20,306,446	\$19,658,795	\$19,607,194	(\$699,252)

For the fiscal year ended September 30, 2017, the General Fund collected 97% of its total budgeted revenues and is under its budget by \$699,252, or 3%. We identified this shortfall in revenues earlier in the fiscal year, and we have been reporting lowered projections accordingly. As discussed later in more detail, FY 2017 preliminary expenditures are \$763,410 under budget, which will offset any shortfall in revenues.

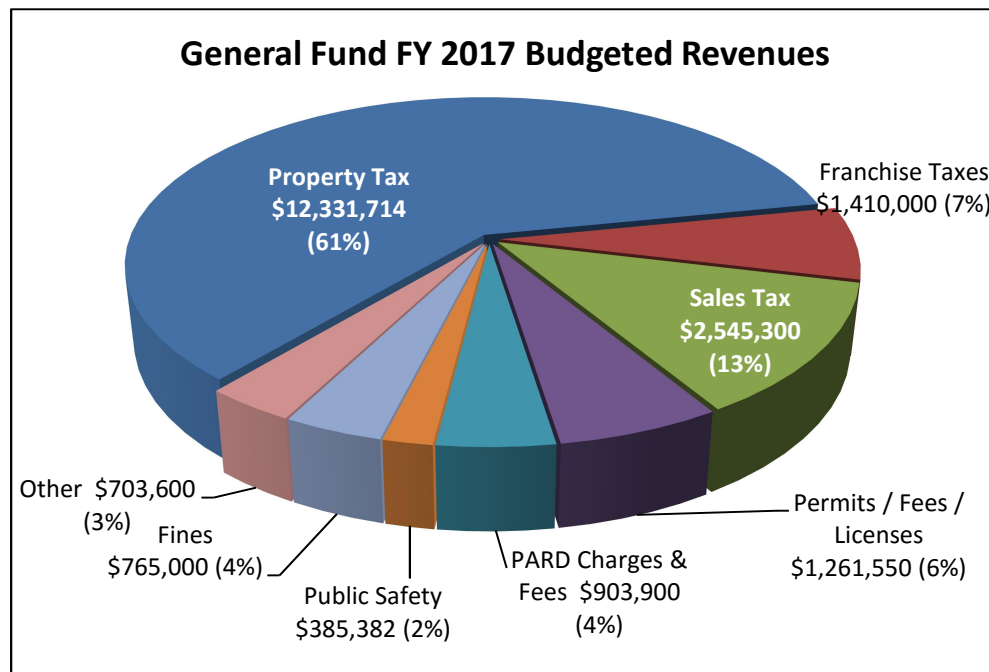
As reflected in the following table, the revenue categories causing the majority of the variance from budget are sales tax, property tax, and permits/fees/licenses, which combined are under the adopted budget by \$628,379.

General Fund FY 2017 4th Quarter Revenue Categories				
Revenue Category	FY 2017 Budget	Projections	FY 2017 Actuals	Actuals Variance From Budget
Property Tax	\$12,331,714	\$12,152,025	\$12,161,756	(\$169,958)
Franchise Tax	1,410,000	1,365,431	1,374,010	(35,990)
Sales Tax	2,545,300	2,323,000	2,220,495	(324,805)
Permits/Fees/Licenses	1,261,550	1,112,215	1,127,934	(133,616)
PARD Charges & Fees	903,900	875,824	908,443	4,543
Public Safety	385,382	387,000	370,873	(14,509)
Fines	765,000	745,000	696,881	(68,119)
Other	703,600	698,300	746,803	43,203
Total	\$20,306,446	\$19,658,795	\$19,607,194	(\$699,252)

A discussion of individual revenue categories follows the discussion of total revenues.



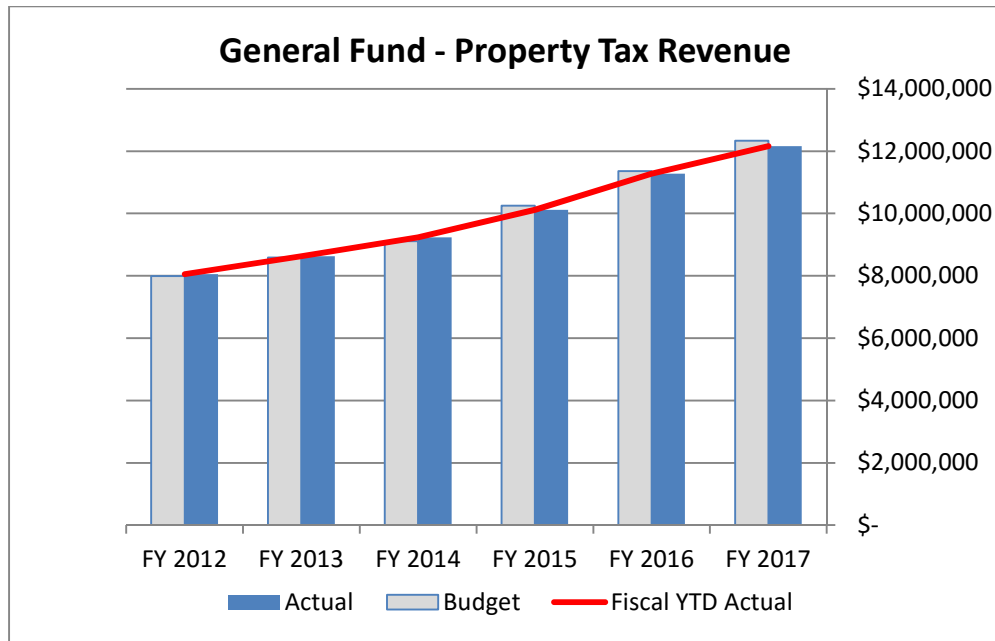
Property tax makes up the largest category of revenues in the General Fund at 61% of all FY 2017 budgeted revenues, followed by sales tax at 13% and franchise taxes at 7%.



Property Tax

The City collected 99%, or \$12,161,756, of its budgeted property tax revenue during the fiscal year ended September 30, 2017, which is under the budget by \$169,958, or 1%.

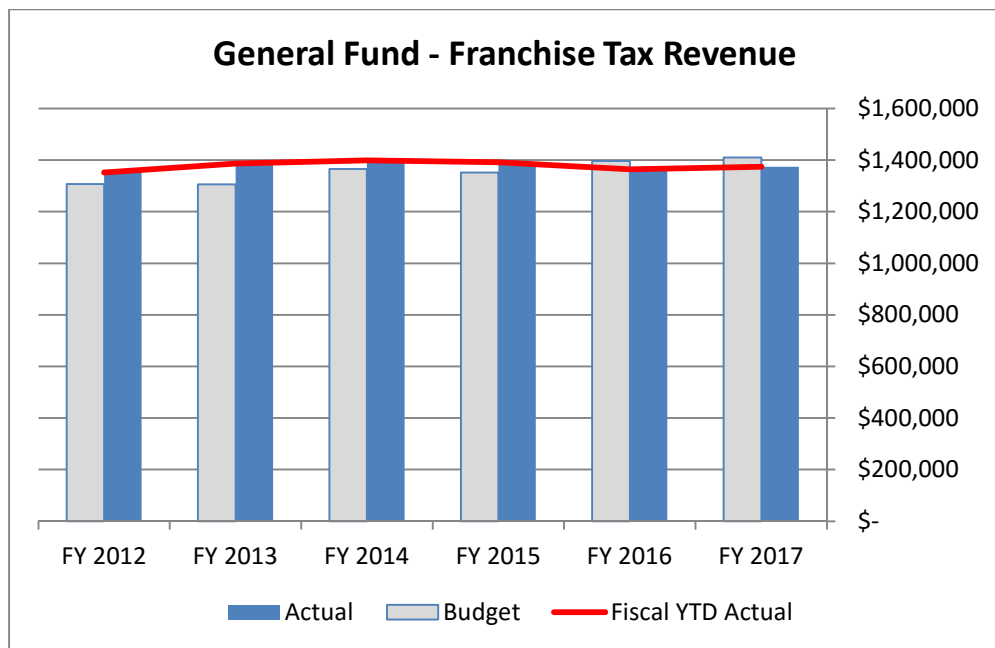
FY 2017 property taxes are budgeted at \$12.3 million, an increase of \$1.0 million over FY 2016's \$11.3 million. The budgeted increase in property taxes is driven by a general tax rate increase of \$0.005 per \$100 of assessed value increase, or 2.0%, and a 6.2% increase in taxable values. Actual property taxes collected in FY 2017 were \$12.2 million, or 99% of budget.



Looking forward to FY 2018, we budgeted \$13.1 million, an increase of approximately \$1.0 million over FY 2017 actual property tax collections. The FY 2018 budgeted increase in property taxes is driven by a general tax rate increase of \$0.0127 per \$100 of assessed value increase, or 5.0%, and a 1.9% increase in taxable values.

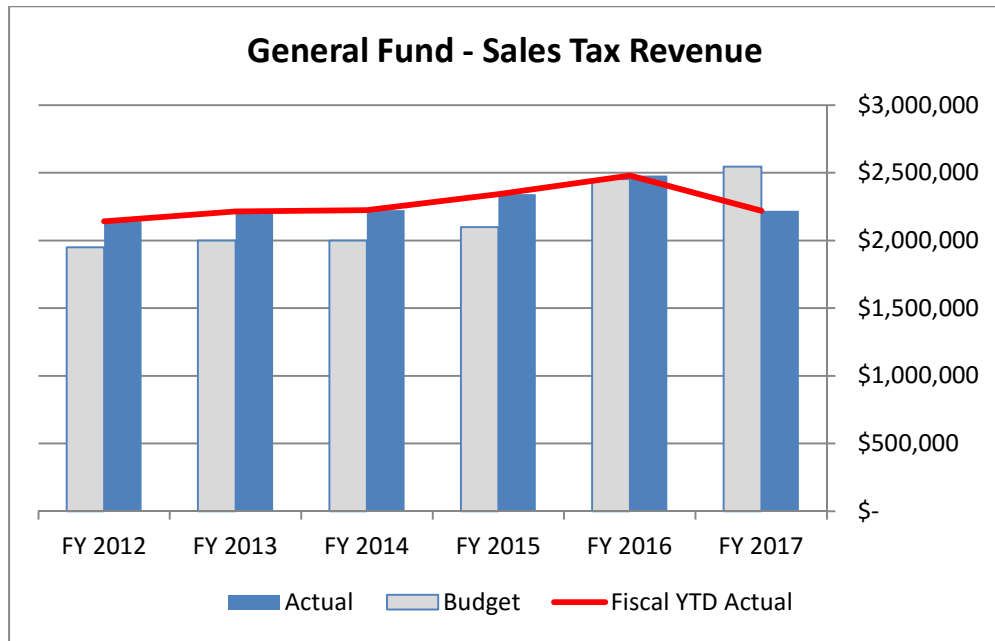
Franchise Taxes

Franchise taxes of \$1,374,010 for the fiscal year ended September 30, 2017 are under the budget by \$35,990, or 3%. Electric franchise tax payments are generally received monthly. Gas, telephone, and cable franchise tax payments are generally received quarterly.

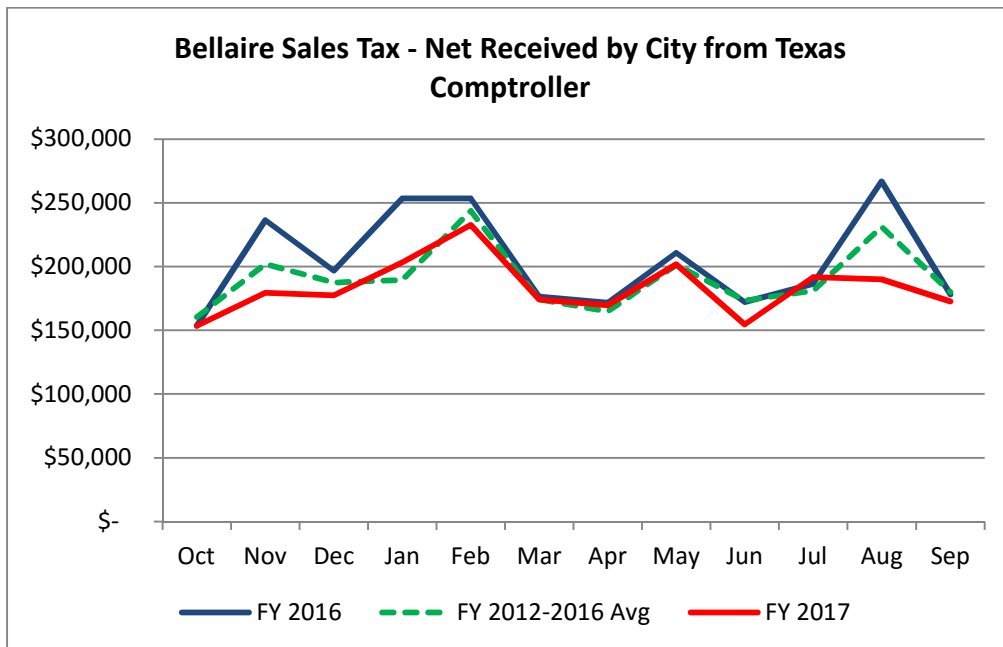


Sales Tax

Sales tax revenue of \$2,220,495 for the fiscal year ended September 30, 2017, is under the budget by \$324,805, or 13%.



As illustrated in the chart below, the FY 2017 monthly sales taxes received followed the general seasonal trend of the past five-year average, with the exception of August. Also notable is that the sales taxes collected were 4% below the five-year average, and 10% below FY 2016, as compared to the City of Houston which experienced a 1% decrease in sales tax collections versus the prior year.

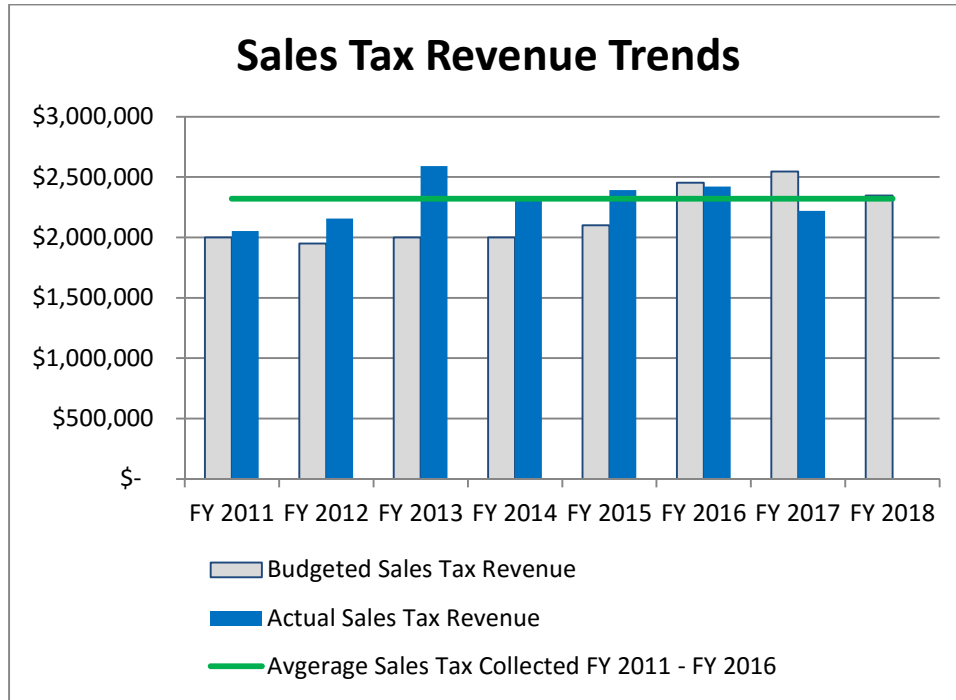


In comparing August 2017 to August 2016, a notable drop in revenue is seen of approximately \$76,760 due to:

1. Vending company that corrected its method of reporting taxable sales
2. A company relocating out of Bellaire
3. A grocery store with temporarily halted operations
4. A utility that had an unusually high payment in August of 2016
5. An online distributor with an unusually high payment in August of 2016

The first four taxpayers listed above had generally lower tax remittance during FY 2017 than FY 2016 and account for the bulk of the year-over-year decrease, but our analysis of remittances also shows a more widespread general decrease in remittances from smaller taxpayers also contributed to the lower sales taxes received in FY 2017.

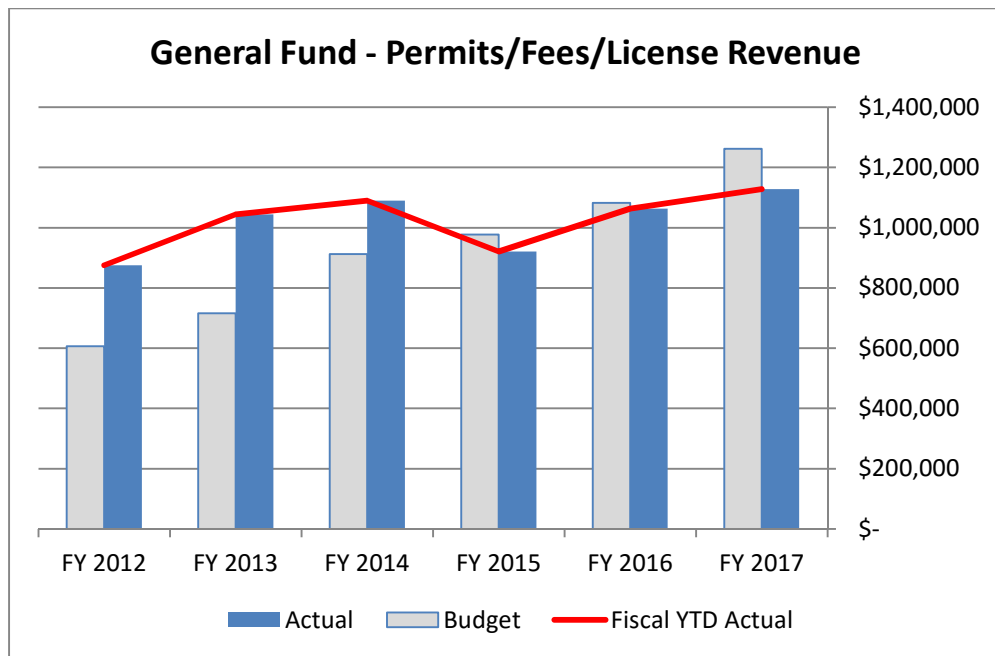
We considered the decrease in FY 2017 sales tax revenue in the development of the FY 2018 budget. We budgeted FY 2018 sales tax revenue at approximately \$2,350,000, which is \$195,300 below the FY 2017 adopted budget and is very similar to the average annual sales tax collected from FY 2011 to FY 2016.



The City's current inter-local agreement with METRO, effective October 2014, requires METRO to pay the City one-half of all sales taxes collected by METRO within the Bellaire city limits. The City records these revenues in the METRO Fund. The City has experienced a corresponding decline in METRO sales tax receipts in the METRO fund.

Permits, Fees, and Licenses

Development permits, fees, and licenses of \$1,127,934 are under the budget by \$133,616, or 11%. Permits and plan check fees were budgeted to be higher in FY 2017 due to the construction of a new H-E-B grocery store plus modest growth in recurring permit activity. The budget includes \$153,000 of building permit and plan check revenue related to the H-E-B store construction. We received \$142,719 in H-E-B fees in the fiscal year ended September 30, 2017, \$10,081 less than budgeted. Instead of experiencing modest \$26,000 growth in recurring permit revenue, we experienced a decline of approximately \$78,364, or 7% when compared to FY 2016.

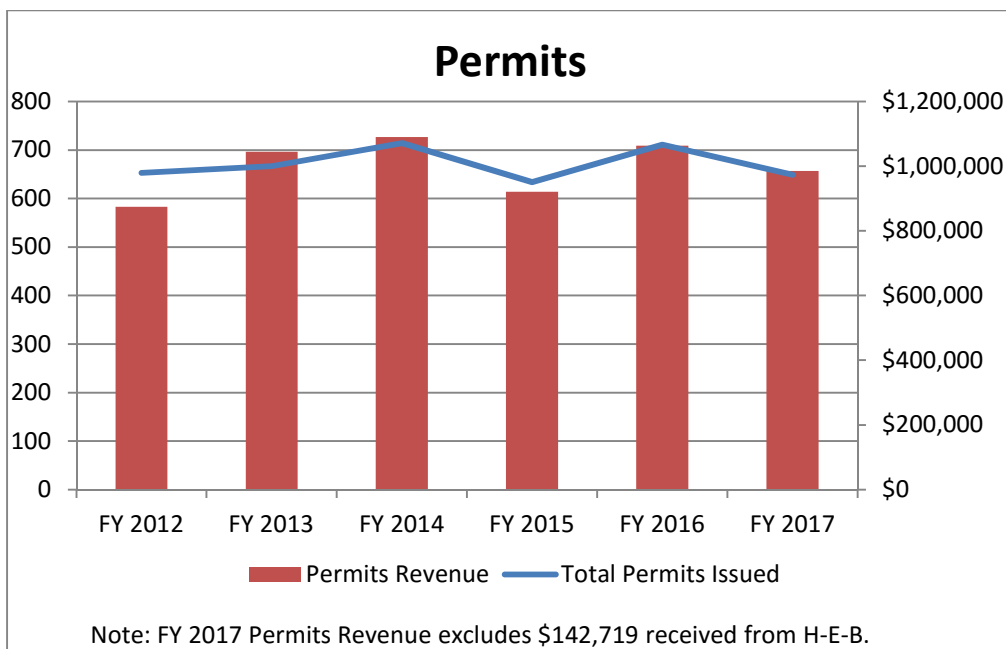


As reflected in the previous chart, actual fiscal year-to-date permit/fees/license revenue ended the year slightly higher than last year due to receiving \$142,719 in H-E-B related fees. Despite the H-E-B related fees, the category as a whole is 11% below budget. Except for building permits and plan check fees - which received substantial fees related to the H-E-B construction - individual revenue accounts are below last year's results as reflected in following table.

Development Services Significant Revenue Accounts				
G/L Account	Budget	FY 2017	FY 2016	Over / (Under) FY 2016
4102 – Permits Fire-Plumbing-Gas	\$118,000	\$98,944	\$102,368	(\$3,424)
4103 – Permits Electrical	\$71,000	\$60,300	\$63,504	(\$3,204)
4104 – Permits Building	\$525,000	\$468,695	\$433,351	\$35,344
4121 – Contractor Registration	\$100,000	\$83,563	\$97,857	(\$14,294)
4130 – Plan Check	\$273,000	\$222,790	\$203,909	\$18,880

Table includes all G/L accounts in this revenue category with original budgets in excess of \$50,000.

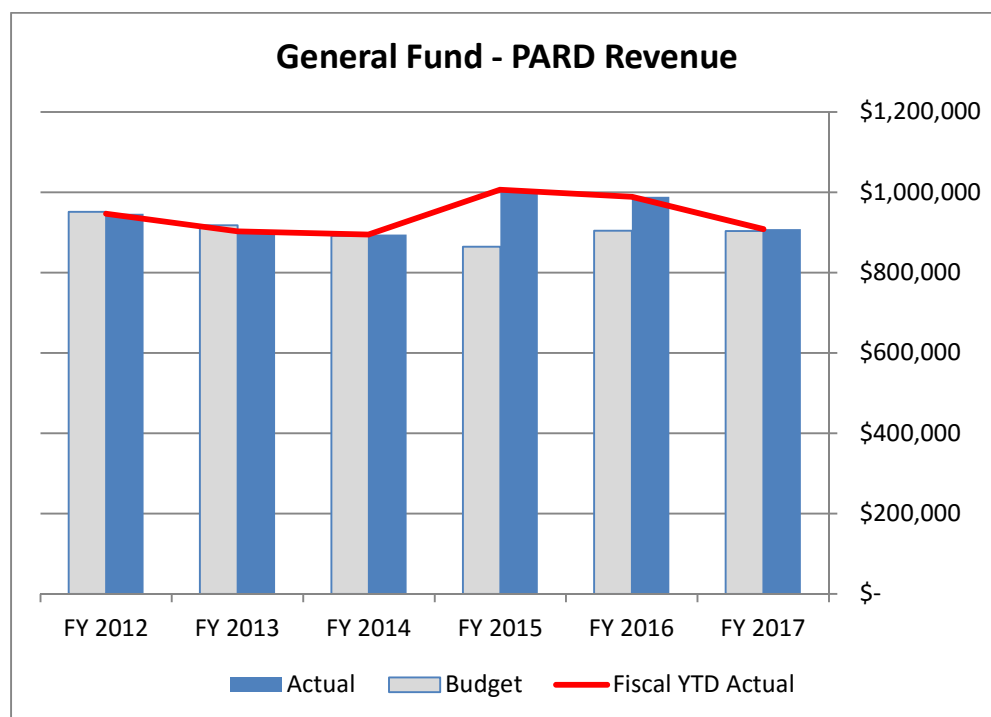
Excluding the H-E-B related building permits and plan check fees, we experienced decreased permitting activity across all categories during FY 2017. The decreased fees are indicative of the reduction in permits issued in FY 2017 as illustrated in the following chart.



Looking forward to FY 2018, we budgeted \$1.1 million for permits revenue, essentially the same as FY 2017 actual permits revenue and a decrease of approximately \$0.1 million compared to the FY 2017 budget.

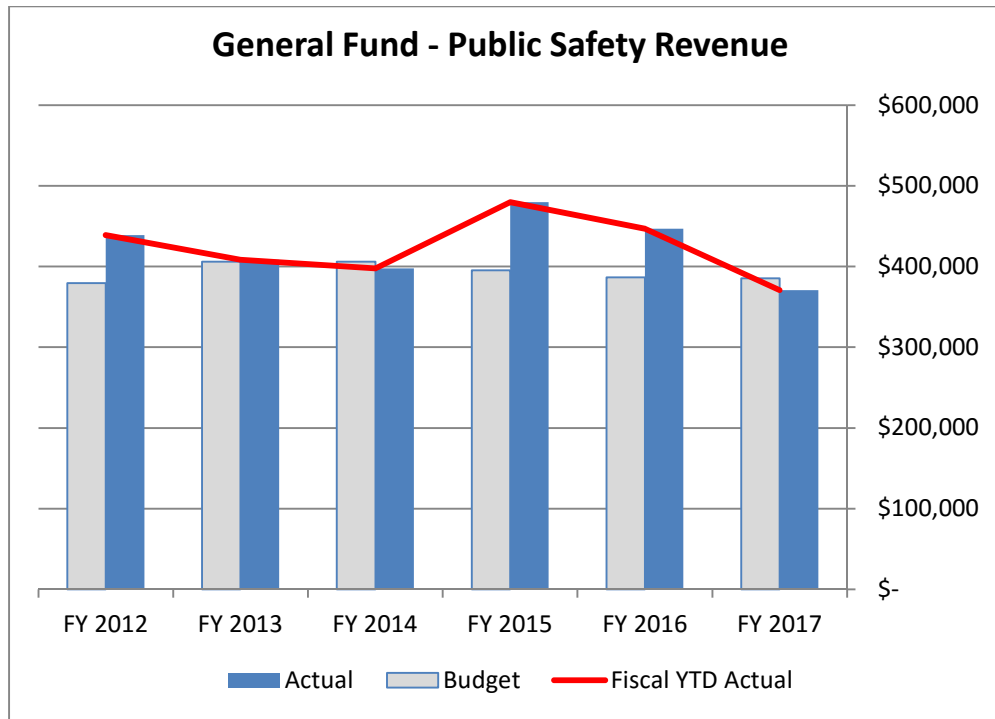
PARD Charges & Fees

Parks and Recreation fees of \$905,369 are over the budget by \$1,469, or 0%.



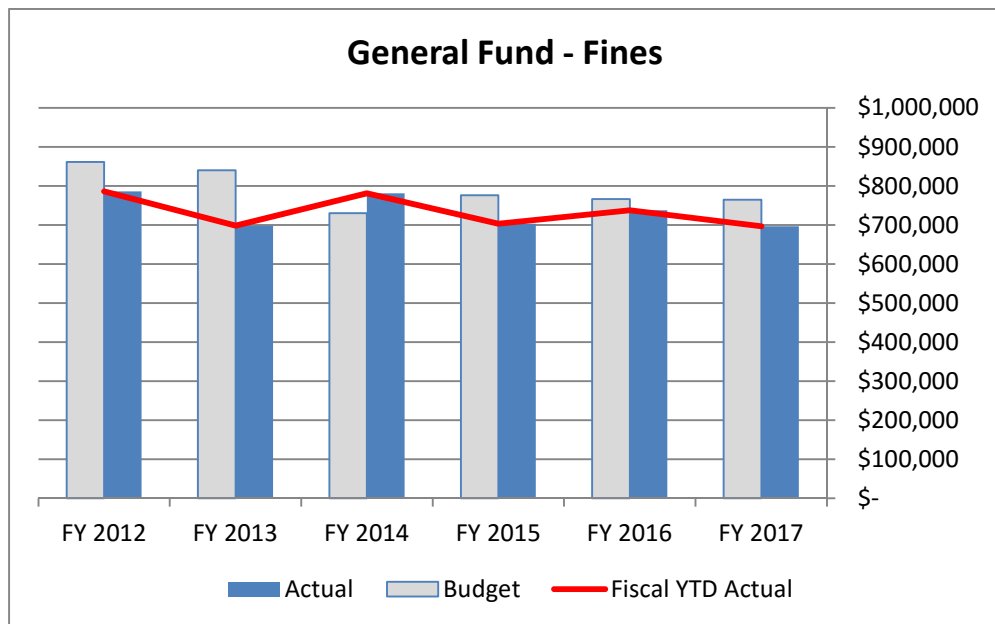
Public Safety

Public Safety revenues of \$370,873 are under the budget by \$14,509, or 4%.

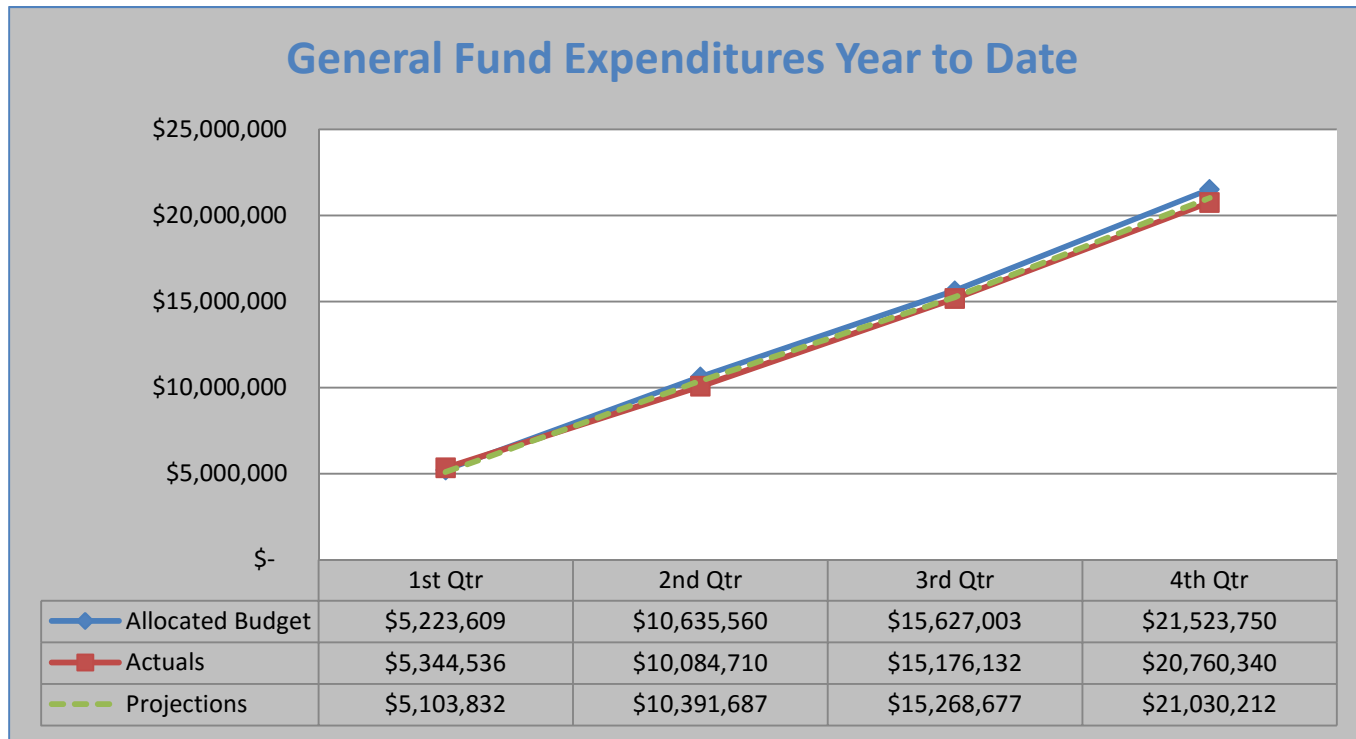


Fines

Fine revenues of \$696,881 are under the budget by \$68,119, or 9%.

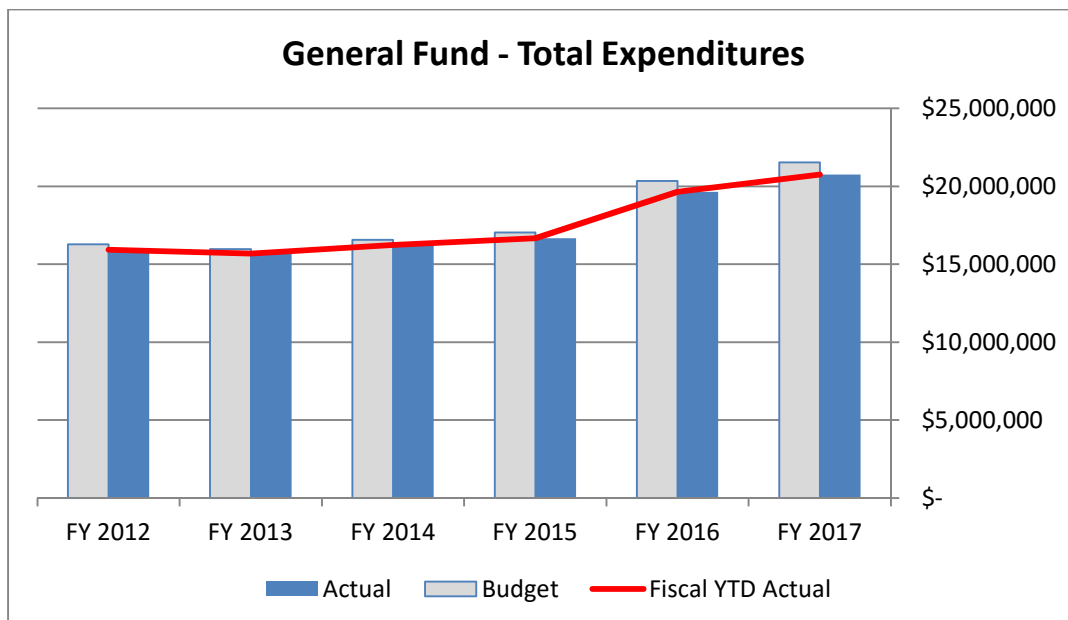


General Fund Expenditures:

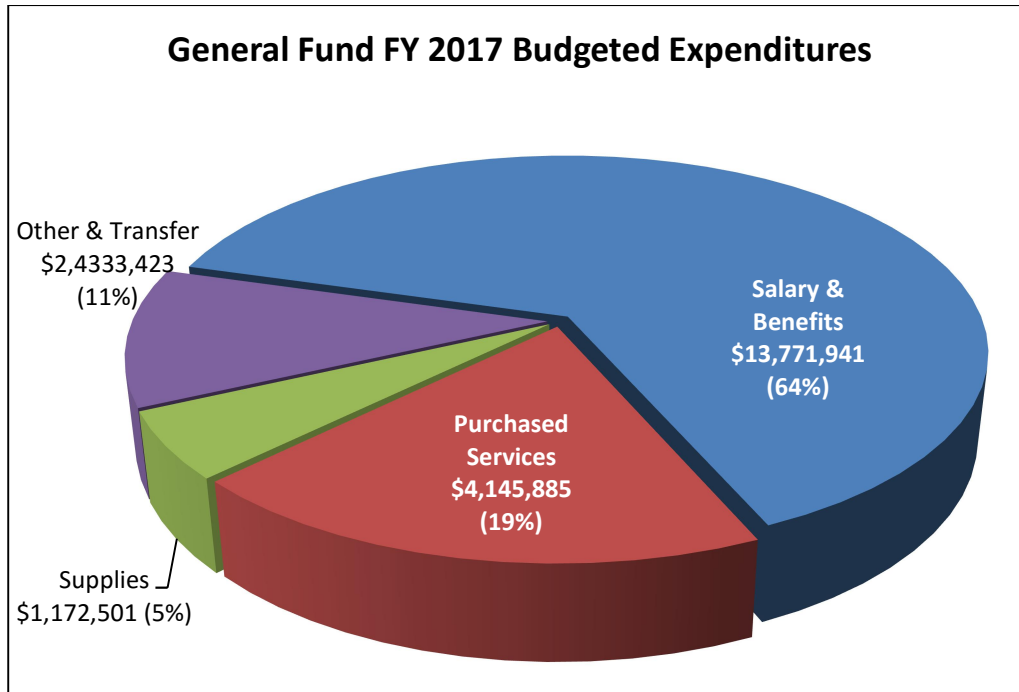


General Fund FY 2017 4th Quarter Expenditures			
FY 2017 Budget	Projections	FY 2017 Actuals	Actuals Variance From Budget
\$21,523,750	\$21,030,212	\$20,760,340	(\$763,410)

For the fiscal year ended September 30, 2017, the General Fund expended 96% of its total budgeted expenditures and is under its budget by \$763,410, or 4%.

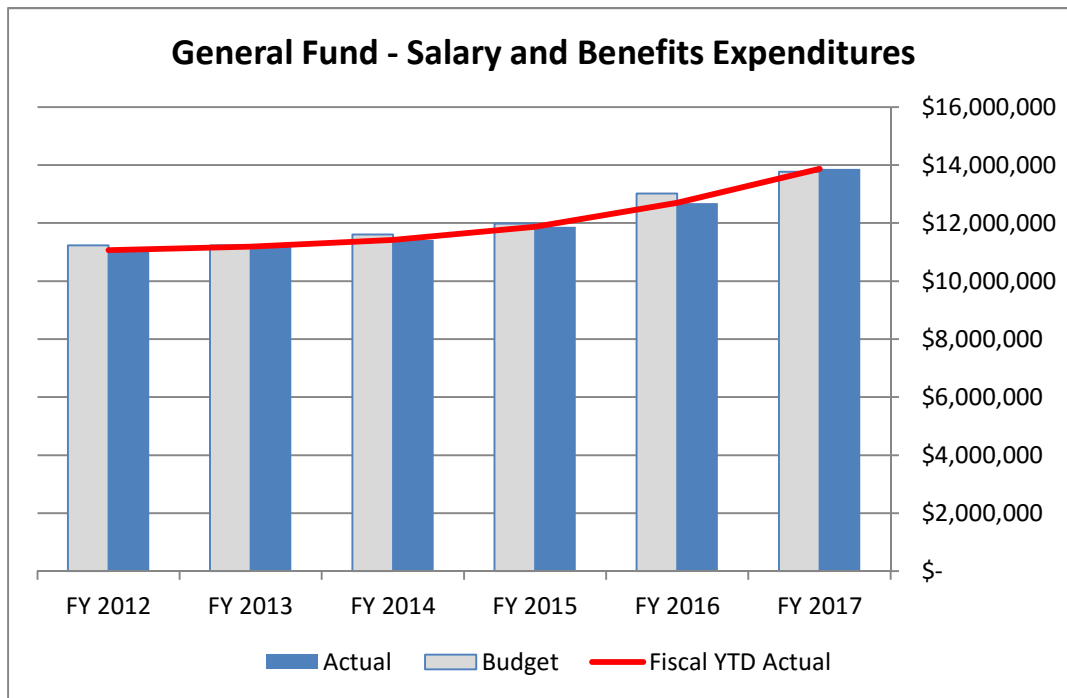


Salaries and benefits make up the largest category of expenditures in the General Fund at 64% of all FY 2017 budgeted expenditures, followed by purchased services at 19%.



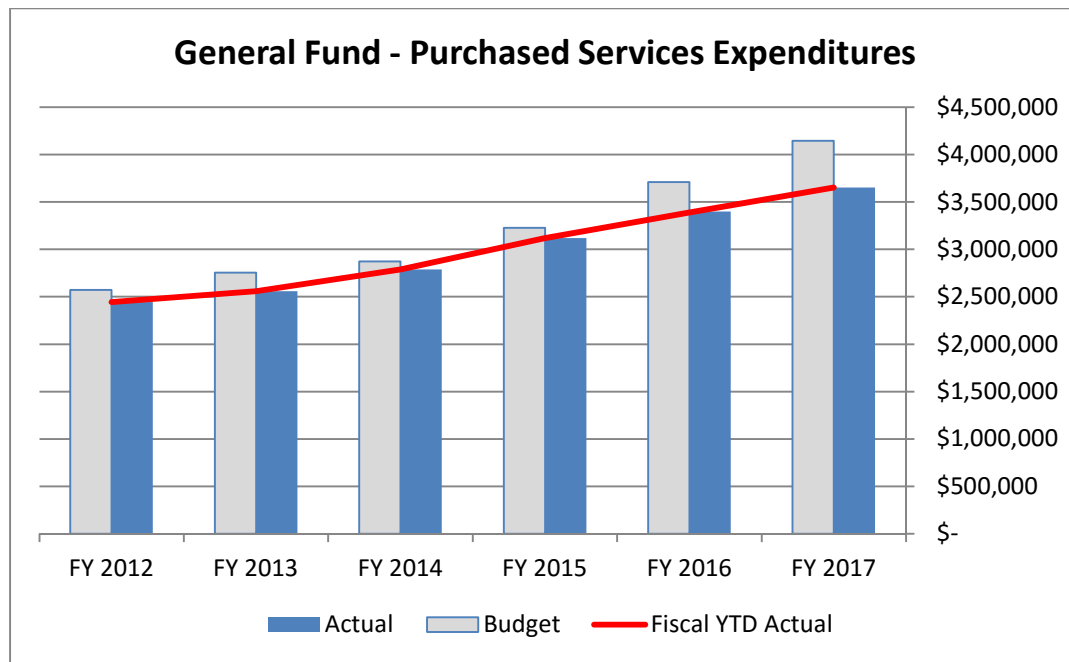
Salary and Benefits

Salary and benefits of \$13,871,647 are over the budget by \$99,706, or 1%. We incurred \$252,673 in disaster-related overtime in FY 2017 due to Hurricane Harvey, which caused the budget overage.



Purchased Services

Purchased services of \$3,654,158 are under the budget by \$491,727, or 12%.



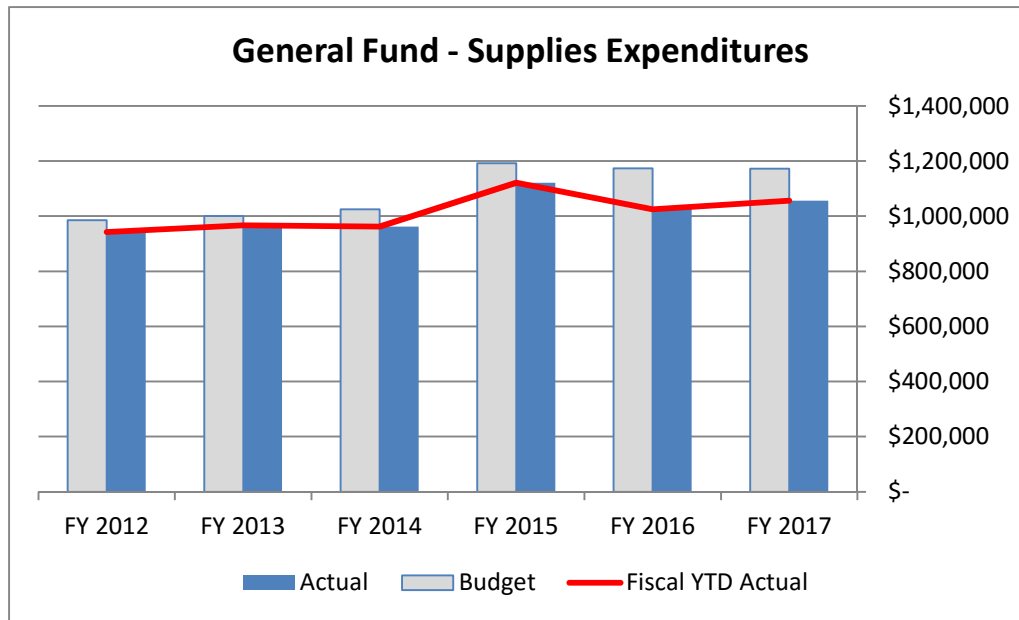
Some of the larger variances contributing to this category being below the budget include:

- City Clerk – Election services of \$33,857 is \$14,643, or 30%, below budget. We anticipate additional expenses related to the charter review will be recorded for FY 2017. These charter review legal expenses currently recorded are for services rendered through June 30, 2017.
- Legal – Legal services of \$81,002 is \$18,998, or 19%, below budget. Legal expenses currently recorded for services rendered through June 20, 2017 due to delayed receipt of legal invoices. We anticipate legal expenses will end up slightly above budget for FY 2017 because of ongoing legal matters.
- Development Services – Engineers, Planners, Arborists of \$152,511 is \$60,489, or 28%, below budget. There are outstanding invoices related to FY 2017 services for contract inspections and scanning services that will be paid in November and posted to September that will substantially reduce the unspent budget balance.
- Fire – Other technical services of \$29,972 is \$37,528, or 56%, below budget.
- Police – Other professional of \$14,578 is \$16,172, or 53%, below budget. The budget included \$10,000 to update the job description of sworn police personnel. We have been able to leverage state resources for job description updates and will not need to spend the \$10,000.
- Parks (Maintenance) – Parks Maintenance of \$421,342 is \$59,831, or 12%, below budget primarily due to the delayed opening of Evelyn's Park and because some Evelyn's park maintenance costs which will be City funded maintenance costs are being funded under short-term construction warranties.
- Parks (Recreation) – Special events programming of \$119,516 is \$18,484, or 13%, below budget. This is primarily due to reduced spending on communications, reduced spending on holiday banners, and holiday decoration orders delayed due to Hurricane Harvey.
- Public Works (Streets) – Engineers, Planners, Arborists of \$71,100 is \$41,900, or 37%, below budget.
- Public Works (Streets) – Paving Maintenance of \$18,791 is \$16,209, or 46%, below budget.

- Public Works (Streets) – Permits and licenses of \$111 is \$10,089, or 99%, below budget. There is usually a bi-annual fee of approximately \$9,000 paid to Harris County pursuant to an inter-local agreement for storm water (Regional Watershed Protection Program) that has yet to be paid.

Supplies

Supplies of \$1,055,918 are under the budget by \$116,583, or 10%.



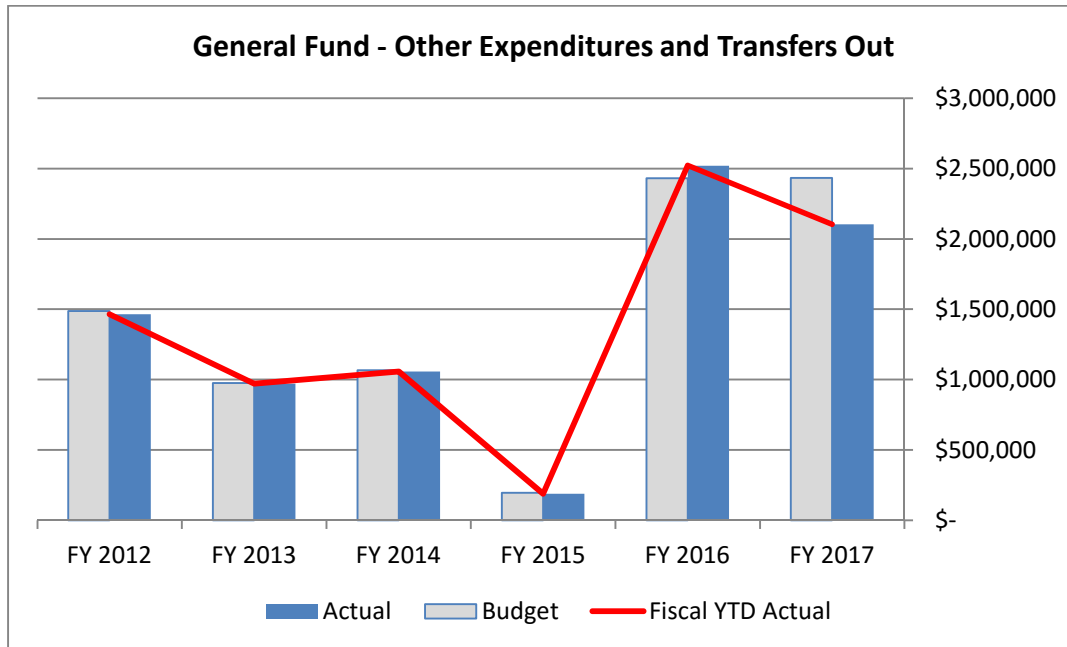
Some of the larger variances contributing to this category being below the budget include:

- All Departments – Electricity expenditures are a contributor to supplies being under budget. Electricity expenditures of \$333,825 for the fiscal year ended September 30, 2017 are \$27,175 below budget. Our Electric rates decreased beginning January 2017 pursuant to an amended electric contract. While our FY 2017 budget incorporated anticipated rate changes, our actual expenditures are lower than what we budgeted.
- All Departments – Natural gas expenditures are a contributor to supplies being under budget. Natural gas expenditures of \$21,303 for the fiscal year ended September 30, 2017 were \$13,872 below budget. The City's primary use of natural gas relates to heating the swimming pool at the Bellaire Family Aquatics Center. The pool was closed for repairs from December 15 through January 20 and was not heated causing a significant reduction in natural gas usage. Additionally, similar to FY 2016, FY 2017 was a mild winter with lower natural gas expenditures related to heating workspaces.
- All Departments – In past reports, fuel expenditures have been noted as contributing to supplies being under budget; however, mid-year budget adjustments reduced the fuel budget by \$19,750 and fuel expenditures are 98% of budget at September 30, 2017.
- Development Services was under its supplies budget by \$6,031, or 47%, mainly due to lower than planned expenditures on miscellaneous operating expenditures.
- Fire Department was under its supplies budget by \$13,260 (excluding fuel), or 11%, mainly due to lower than planned expenditures on small tools and minor equipment, and miscellaneous operating expenditures.
- Police was under its supplies budget by \$14,977 (excluding fuel), or 6%, mainly due to lower than planned expenditures on small tools and minor equipment, and miscellaneous operating expenditures.

- Library was under its supplies budget by \$9,375, or 13%, mainly due to delays in purchasing books and audio/visual media due to Hurricane Harvey.

Other Expenditures and Transfers Out

The “other expenditures and transfers out” category consists primarily of monthly transfers from the General Fund to the Capital Improvement Fund and the Vehicle and Equipment Replacement Fund. Other expenditures and transfers out in the fiscal year ended September 30, 2017, of \$2,103,356 are under the budget by \$330,067, or 14%.



Total budgeted transfers out of the General Fund are \$2,057,000, or \$171,417/month. The year-to-date expenditures are \$46,356 higher than the annualized transfer amount because of banking and credit card fees. The category appears under the budget because of the “unallocated” category.

Other Expenditures and Transfers Out			
Account Detail			
G/L Account Classification	FY 2017 Budget	FY 2017 Actual	Actual as % of Budget
740 – Operating Transfers Out	\$2,057,000	\$2,057,000	100%
711 – Credit Card Fees	\$40,500	\$39,075	96%
710 – Banking Charges	\$8,000	\$7,281	91%
745 - Unallocated	\$327,923	\$0	0%
Total	\$2,433,423	\$2,103,356	86%

Non-Payroll Disaster Related

Due to Hurricane Harvey, the General Fund incurred \$75,261 in unbudgeted non-payroll disaster related expenditures in the fiscal year ended September 30, 2017. Some of these costs should be reimbursable by the Federal Emergency Management Agency (FEMA).

General Fund FY 2017 Revenue and Expenditure Report by Department					
	FY 2017 Adopted Budget	FY 2017 Projected	FY 2017 Actuals (Unaudited)	% of Budget (Collected / Spent)	Actuals Variance from Budget
Revenue					
Current Property Taxes	\$12,331,714	\$ 12,152,025	\$12,161,756	99%	(\$169,958)
Franchise Taxes	1,410,000	1,365,431	1,374,010	97%	(35,990)
Sales Tax	2,545,300	2,323,000	2,220,495	87%	(324,805)
Permits	848,300	750,515	769,490	91%	(78,810)
Fees	410,350	358,800	353,872	86%	(56,478)
License	2,900	2,900	4,573	158%	1,673
Intergovernmental	2,800	5,500	4,723	169%	1,923
Rental	36,400	19,926	21,694	60%	(14,706)
Aquatics	330,000	318,883	343,675	104%	13,675
Program Fees	159,000	161,858	167,713	105%	8,713
Athletics	362,000	360,745	360,045	99%	(1,955)
Other Fees	16,500	14,412	15,315	93%	(1,185)
Public Safety	382,150	384,000	368,054	96%	(14,096)
Other Revenue	3,232	3,000	2,819	87%	(413)
Fines	765,000	745,000	696,881	91%	(68,119)
Investment Earnings	39,500	42,500	62,304	158%	22,804
Misc.	37,300	26,300	55,776	150%	18,476
Business Enterprise Transfer	624,000	624,000	624,000	10%	0
Total	\$20,306,446	\$19,658,795	\$19,607,194	97%	(\$699,252)
Expenditures					
Administration	\$2,460,875	\$2,467,475	\$2,370,857	96%	(\$90,018)
Legal Service	100,000	96,000	81,002	81%	(18,998)
Finance	1,290,601	1,280,026	1,275,657	99%	(14,944)
Development Services	892,834	858,392	743,067	83%	(149,767)
Fire	3,041,250	3,016,663	2,974,201	98%	(67,049)
Police	6,167,369	5,917,922	5,974,011	97%	(193,358)
Parks, Rec., & Facilities	3,717,857	3,617,379	3,518,946	95%	(198,911)
Library	696,822	686,485	653,729	94%	(43,093)
Public Works	1,199,142	1,132,870	1,036,609	86%	(162,533)
Non-Departmental	1,957,000	1,957,000	2,132,261	109%	175,261
Total	\$21,523,750	\$21,030,212	\$20,760,340	96%	(\$763,410)
Revenues/Expenditures	(\$1,217,304)	(\$1,371,417)	(\$1,153,146)		\$64,158

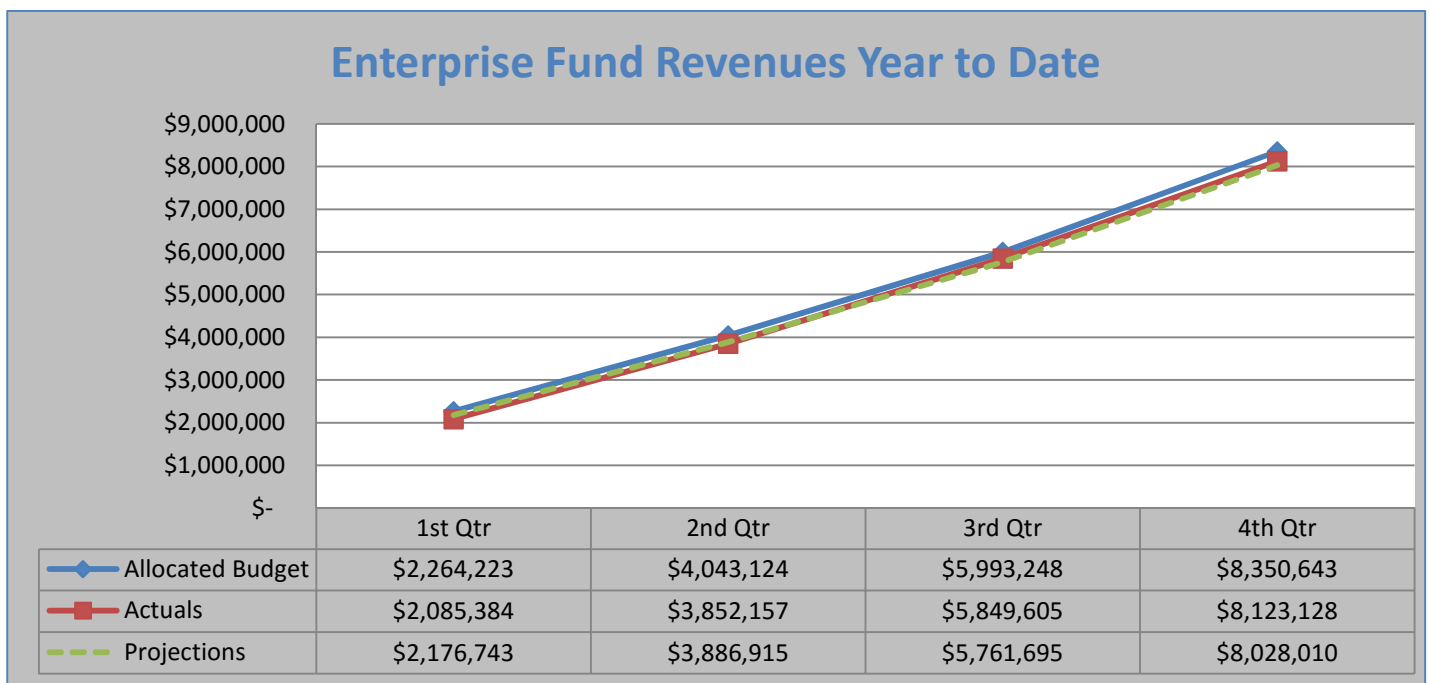
Enterprise Fund

Amounts reported herein are unaudited and will not match the final amounts in the FY 2017 Comprehensive Annual Financial Report (CAFR). We continue to pay invoices related to FY 2017 activity, which we will accrue back into September 2017.

The unaudited FY 2017 Enterprise Fund ending working capital balance is \$1,299,948, which is \$580,711 more than budgeted. This variance is due to (1) actual audited beginning working capital balance was higher than the budgeted working capital balance by \$121,905, and (2) the net result of actual expenditures versus actual revenues when compared to the adopted budget is \$458,806.

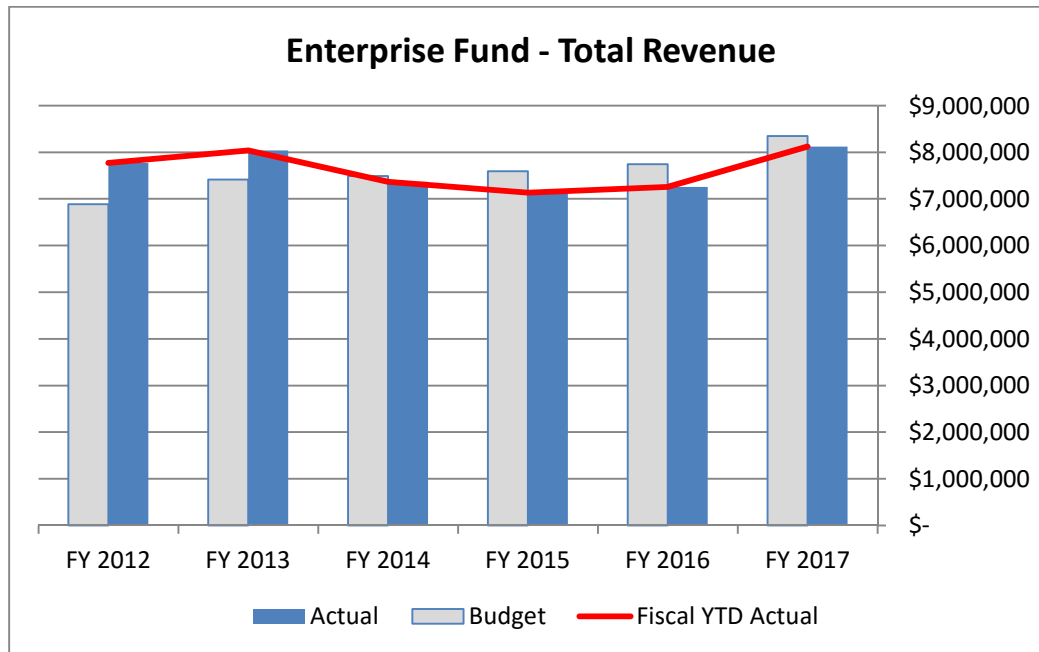
Enterprise Fund FY 2017 4th Quarter Revenue and Expense Report				
	Adopted Budget	Projections	Actuals (Unaudited)	Actuals Variance from Budget
Beginning Working Capital Balance	\$1,444,328	\$1,566,233	\$1,566,233	\$121,905
Revenue	8,350,643	8,028,010	8,123,128	(227,515)
Expenses	9,075,734	8,929,844	8,389,413	(686,321)
Ending Working Capital Balance	\$719,237	\$669,399	\$1,299,948	\$580,711

Enterprise Fund Revenues:

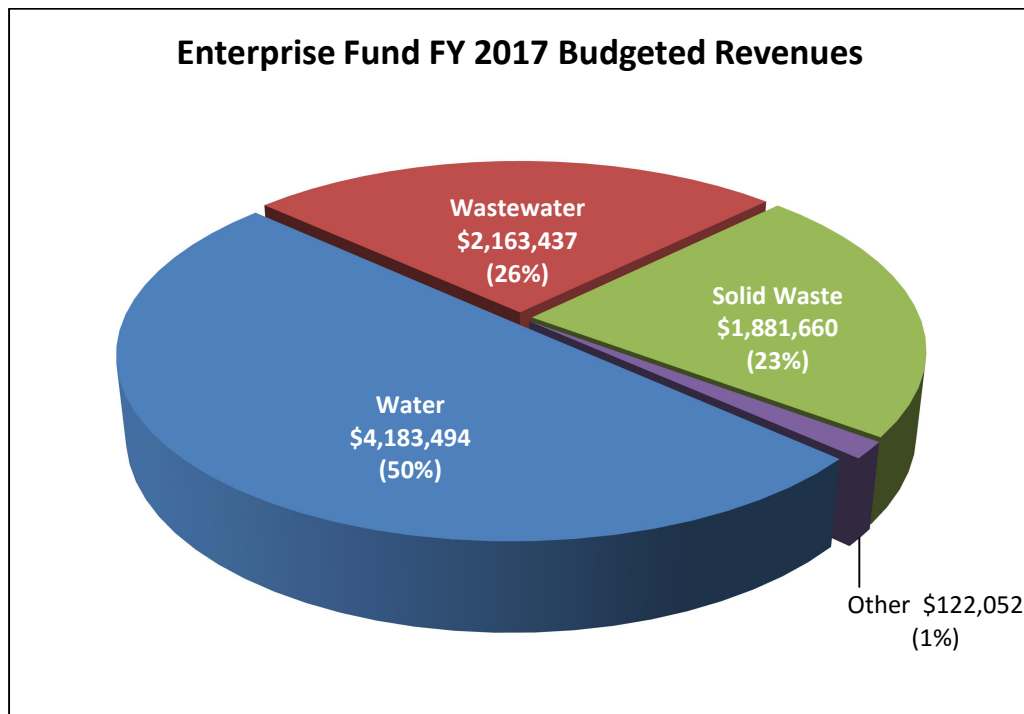


Enterprise Fund FY 2017 4th Quarter Revenues			
FY 2017 Budget	Projections	FY 2017 Actuals	Actuals Variance From Budget
\$8,350,643	\$8,028,010	\$8,123,128	(\$227,515)

For the fiscal year ended September 30, 2017, the Enterprise Fund collected 97% of its total budgeted revenues and is under its budget by \$227,515, or 3%.

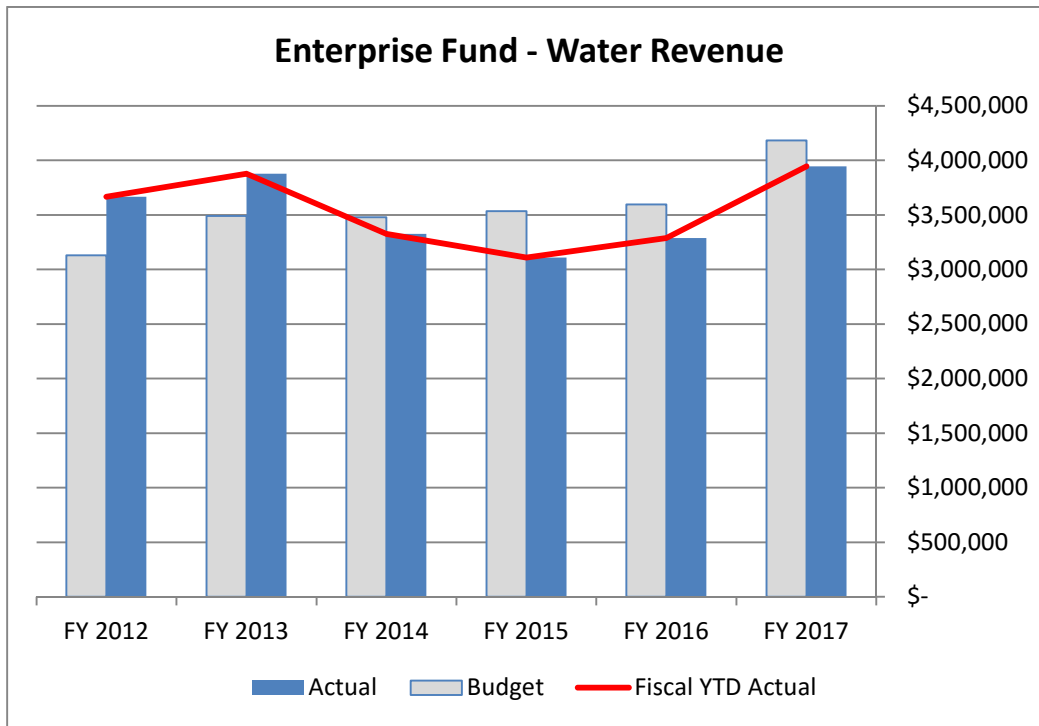


Sales of water makes up the largest category of revenues in the Enterprise Fund at 50% of all FY 2017 budgeted revenues, followed by charges for wastewater at 26%, and charges for solid waste at 23%.



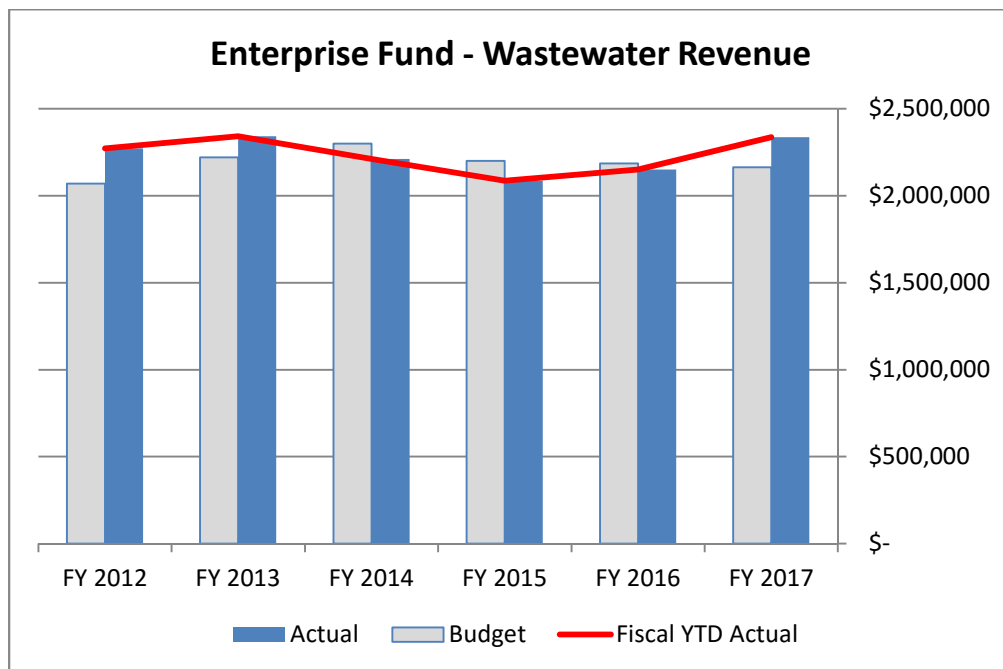
Water Revenue

Water revenues of \$3,946,278 are below the budget by \$237,216, or 6%.



Wastewater Revenue

Wastewater revenues of \$2,335,342 are over the budget by \$171,905, or 8%.

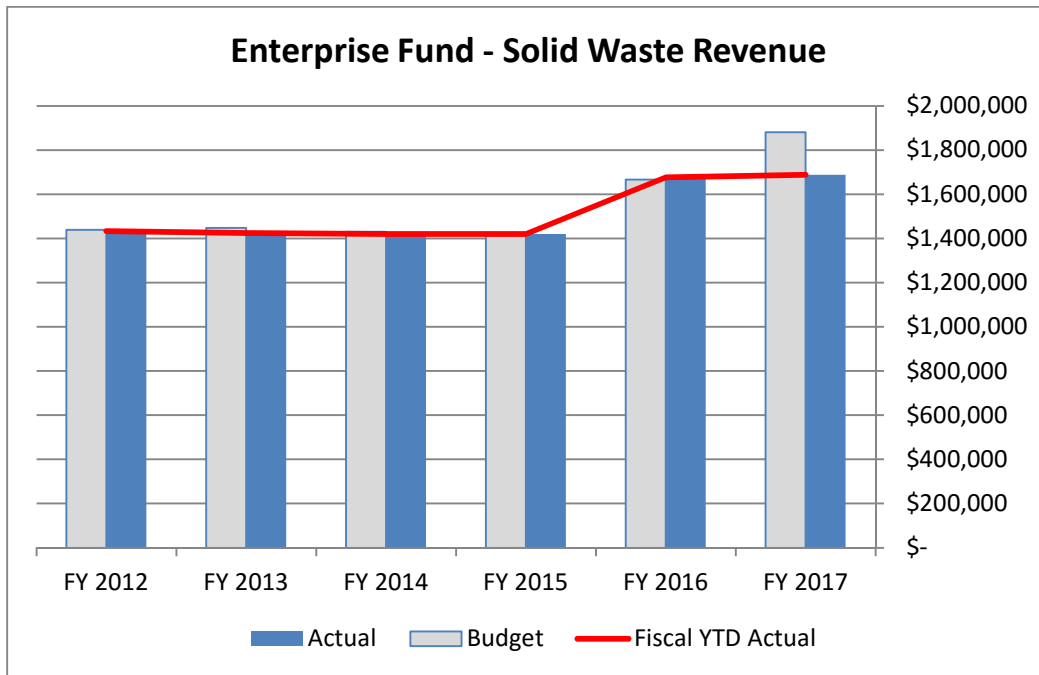


As of November 8, 2017, Siemens was approximately 80% complete with the new city-wide automated meter replacement. Hurricane Harvey delayed meter installations. No installations occurred from August 25 through October 15 while Siemens waited on a shipment of new meters to replace their meter inventory ruined in the flooding. They are

likely to be substantially complete in January 2018. As expected, we have noticed increased consumption billing on the new, more accurate meters.

Solid Waste

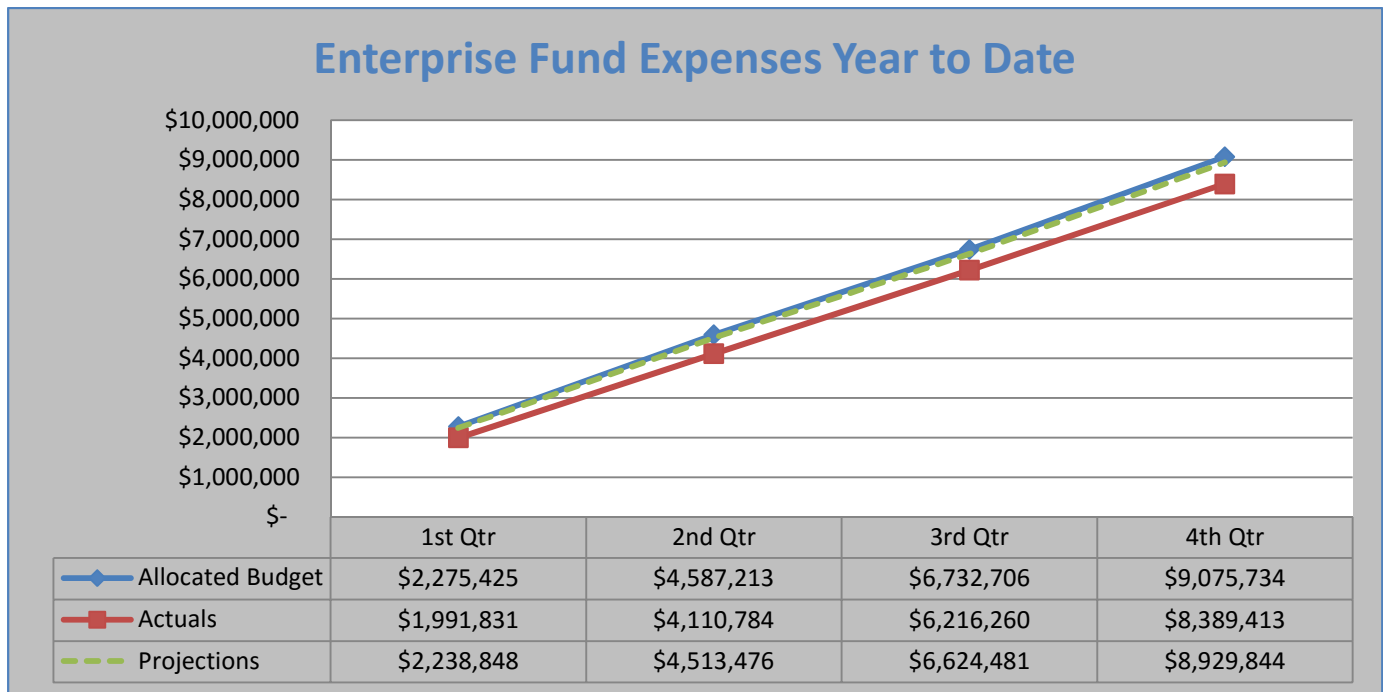
Solid Waste revenues of \$1,687,842 are below the budget by \$193,818, or 10%.



As initially reported in the first quarter report, a budget error caused the annual budgeted solid waste revenue amount to be inflated by approximately \$200,000. Despite the error, for the fiscal year ended September 30, 2017, solid waste revenues exceed solid waste expenses by approximately \$373,291.

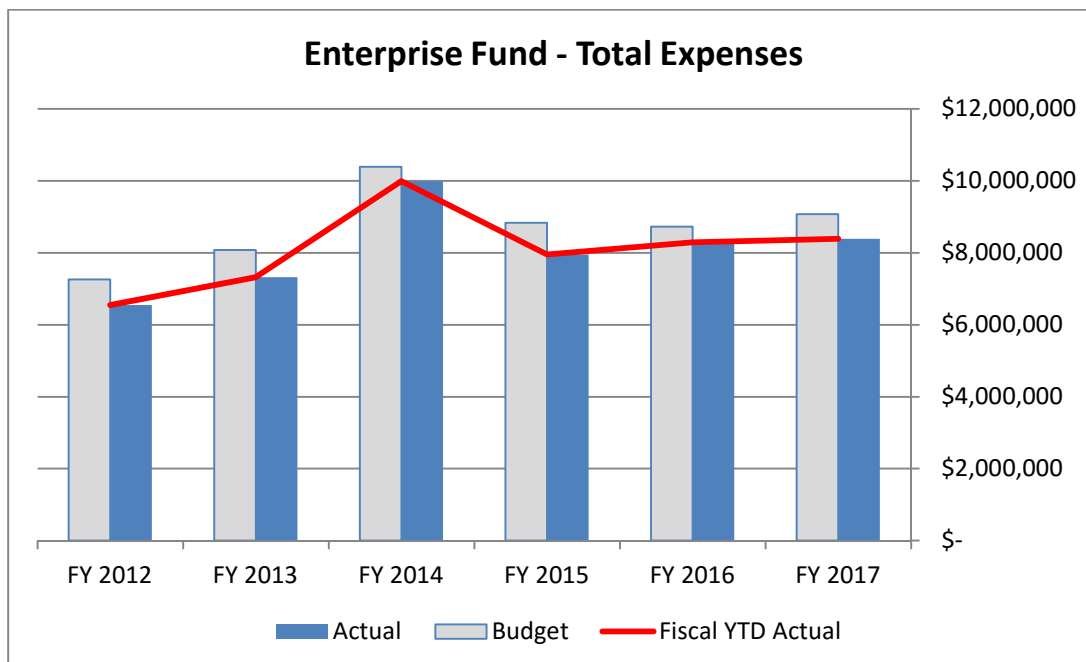
Looking forward to FY 2018, the budget for solid waste revenues has been reduced to \$1,683,700, which is nearly identical to the FY 2017 actual solid waste revenues. No increase in solid waste fees are anticipated for FY 2018, therefore revenues should remain flat as compared to FY 2017.

Enterprise Fund Expenses:

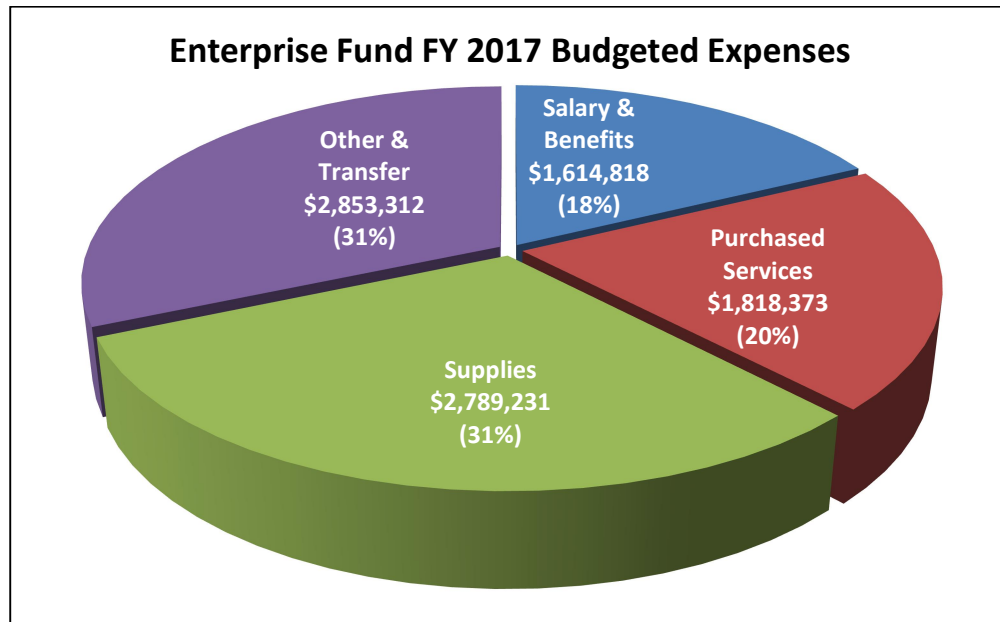


Enterprise Fund FY 2017 4th Quarter Expenses			
FY 2017 Budget	Projections	FY 2017 Actuals	Actuals Variance From Budget
\$9,075,734	\$8,929,844	\$8,389,413	(\$686,321)

For the fiscal year ended September 30, 2017, the Enterprise Fund incurred 92% of its total budgeted expenses and is under its budget by \$686,321, or 8%. The variance from budget is mainly due to "Supplies" and "Purchased Services."

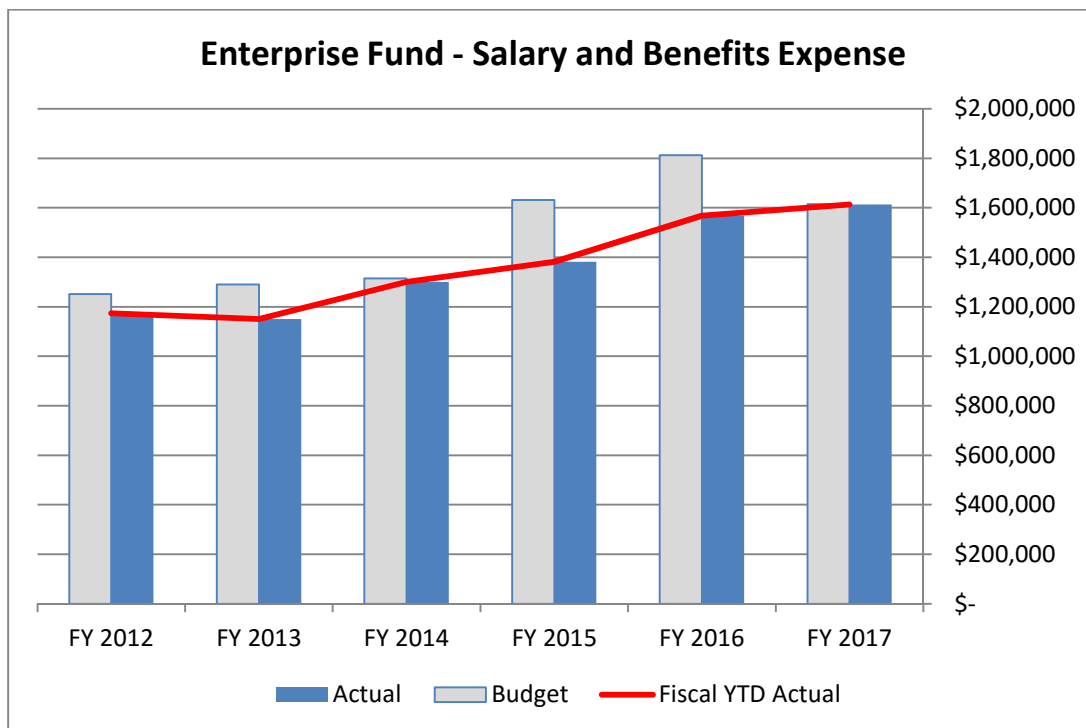


“Other expenses and transfers” makes up the largest category of expenses in the Enterprise Fund at 31.4% of all FY 2017 budgeted expenses, followed by supplies (which includes water purchased from the City of Houston) at 30.7%. Other expenses and transfers includes \$11,000 of budgeted operational expenses and \$2,746,000 of transfers out, including (1) \$624,000 to the General Fund to reimburse overhead expenses, (2) \$950,000 to the Debt Service Fund, (3) \$522,000 to the Vehicle and Equipment Replacement Fund, and (4) \$650,000 to the Capital Improvement Fund.



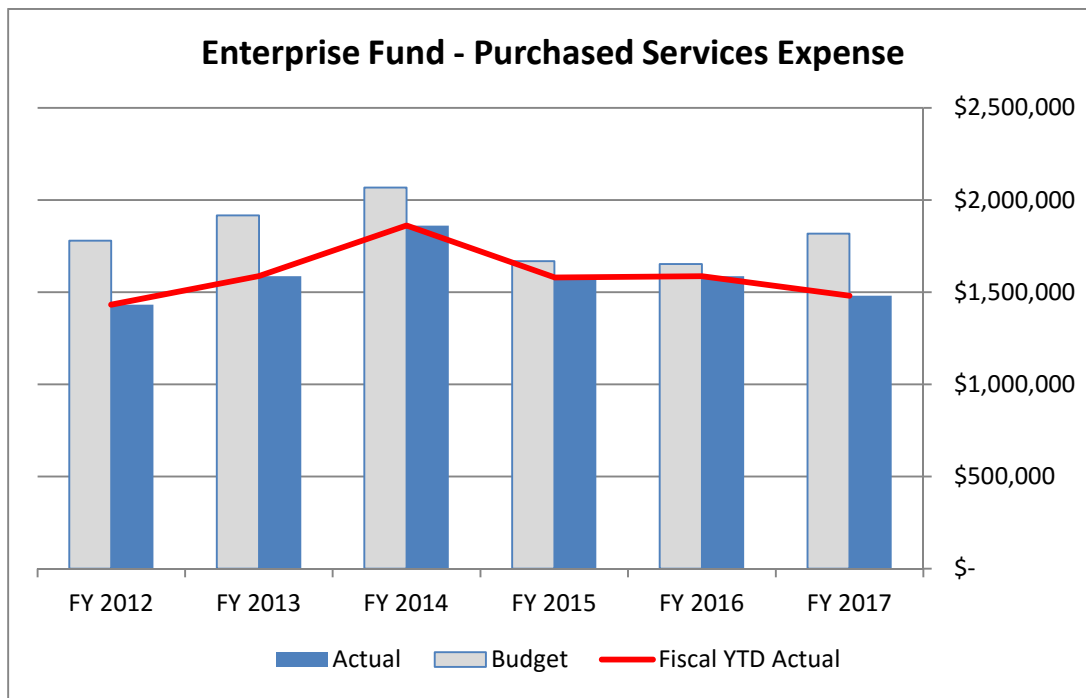
Salary and Benefits

Salary and benefits of \$1,612,869 are under the budget by \$1,949, or 0%. We incurred \$32,784 in disaster-related overtime in FY 2017 due to Hurricane Harvey.



Purchased Services

Purchased services of \$1,481,473 are under the budget by \$336,900, or 19%.

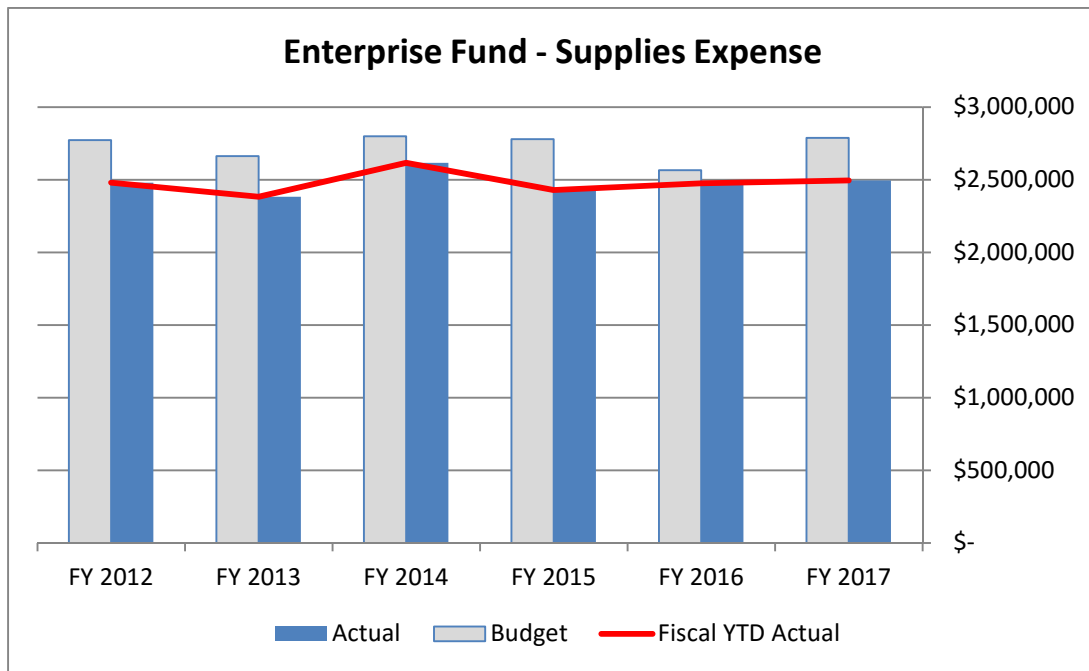


Some of the larger variances contributing to this category being below the budget include:

- Utility Billing - Meter reading expenditures of \$69,369 were under budget by \$8,631, or 11%, mainly due to not having a meter read in August as a result of Hurricane Harvey.
- Water Production – Other technical services expenditures, which includes water testing, of \$6,353 were under budget by \$18,947, or 75%.
- Water Production – Generator maintenance expenditures of \$2,899 were under budget by \$12,101, or 81%.
- Water Distribution – Other technical services expenditures of \$573 were under budget by \$6,027, or 91%.
- Water Distribution – Water Main Maintenance expenditures of \$109,175 were under budget by \$72,617, or 40%.
- Waste Water Collection – Engineers, Planners, Arborists of \$14,283 were under budget by \$7,717, or 35%.
- Waste Water Treatment – Building Maintenance expenditures of \$22,966 were under budget by \$19,534, or 46%.
- Solid Waste – Trash Hauls expenditures of \$252,013 were under budget by \$47,987, or 16%.
- Solid Waste – Vehicle Maintenance expenditures of \$135,835 were under budget by \$24,165, or 15%.

Supplies

Supplies of \$2,494,400 are under the budget by \$294,831, or 11%. Almost half of this budget shortfall relates to water purchases from the City of Houston.

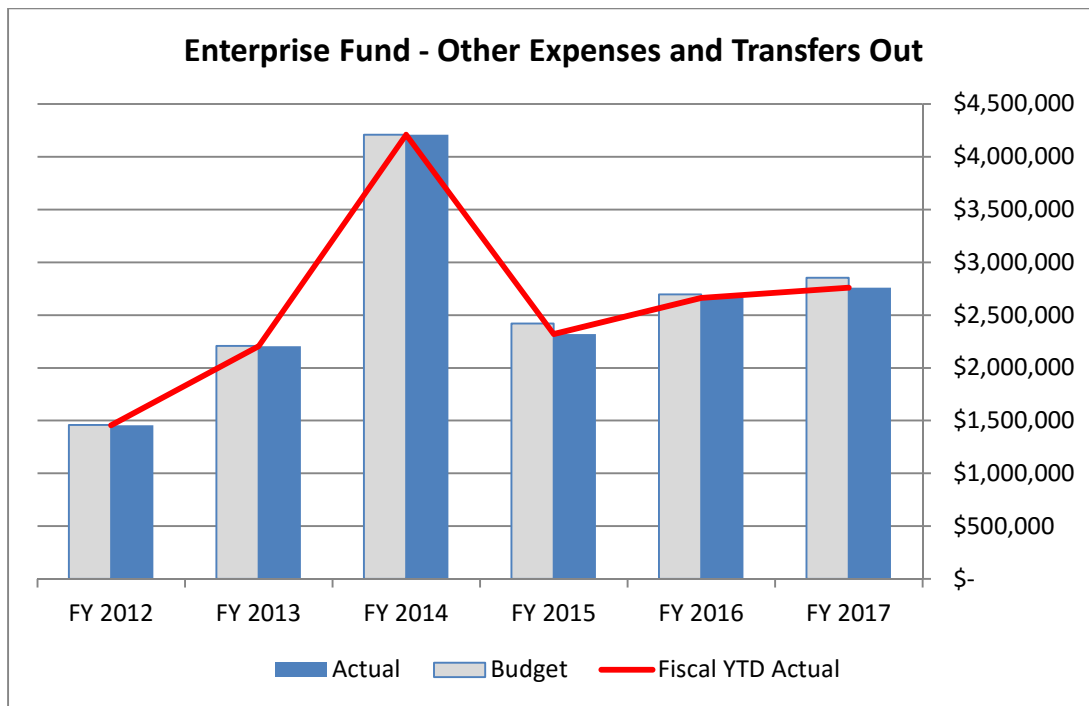


Some of the larger variances contributing to this category being below the budget include:

- Water Purchased from Houston - Water purchases were \$1,705,802 for the fiscal year ended September 30, 2017, which is \$132,060 below budget.
- Fuel expenses are a contributor to supplies being under the budget. Fuel expenses of \$63,747 for the fiscal year ended September 30, 2017 were \$34,153 under budget as a result of lower than budgeted fuel prices. We budget for unleaded fuel prices of \$3.00/gallon and diesel fuel prices of \$2.50/gallon, however, our actual average fuel prices per gallon were approximately \$2.09 for unleaded and \$2.12 for diesel.
- Electricity expenses are a contributor to supplies being under the budget. Electricity expenses of \$363,848 for the fiscal year ended September 30, 2017 are \$59,152 under budget. Our Electric rates decreased beginning January 2017 pursuant to an amended electric contract. While our FY 2017 budget incorporated anticipated rate changes, our actual expenditures are lower than what we budgeted.

Other Expenses and Transfers Out

The “other expenses and transfers out” category is mainly the monthly transfers from the Enterprise Fund to (1) the General Fund, (2) the Debt Service Fund, (3) The Vehicle and Equipment Replacement Fund, and (4) the Capital Improvement Fund. Other expenses and transfers out in the fiscal year ended September 30, 2017, of \$2,758,804 are under the budget by \$94,508, or 3%.



Total budgeted transfers out of the Enterprise Fund are \$2,746,000, or \$228,833/month. The year-to-date expenses are higher than the annualized transfer amount because of banking fees and credit card fees, which are budgeted at \$11,000, and are relatively immaterial to the category total. The category appears under the budget because of the “unallocated” category.

Other Expenditures and Transfers Out			
Account Detail			
G/L Account Classification	FY 2017 Budget	FY 2017 Actual	Actual as % of Budget
740 – Operating Transfers Out	\$2,746,000	\$2,746,000	100%
711 – Credit Card Fees	\$10,000	\$12,804	128%
710 – Banking Charges	\$1,000	\$0	0%
745 - Unallocated	\$96,312	\$0	0%
Total	\$2,853,312	\$2,758,804	97%

Non-Payroll Disaster Related

Due to Hurricane Harvey, the Enterprise Fund incurred \$41,868 in unbudgeted non-payroll disaster related expenditures in the fiscal year ended September 30, 2017. Some of these costs should be reimbursable by the Federal Emergency Management Agency (FEMA).

Enterprise Fund FY 2017 Revenue and Expense Report by Department					
	FY 2017 Adopted Budget	FY 2017 Projected	FY 2017 Year to Date (Unaudited)	% of Budget (Collected / Spent)	Actuals Variance from Budget
Revenue					
Water Sales	\$4,183,494	\$3,935,162	\$3,946,278	94%	(\$237,216)
Waste Water Service	2,163,437	2,289,718	2,335,342	108%	171,905
Solid Waste – Garbage & Brush Pickup	1,881,660	1,692,450	1,687,842	90%	(193,818)
Miscellaneous	122,052	110,680	153,666	126%	31,614
Total	\$8,350,643	\$8,028,010	\$8,123,128	97%	(\$227,515)
Expenses					
Water Production	\$518,463	\$576,883	\$473,140	91%	(\$45,323)
Water Distribution	609,261	554,685	476,673	78%	(132,588)
Surface Water	2,020,961	1,987,931	1,887,634	93%	(133,327)
Wastewater Collection	611,299	524,149	443,342	73%	(167,957)
Wastewater Treatment	803,848	792,890	729,918	91%	(73,930)
Solid Waste – Garbage & Brush Pickup	1,487,047	1,468,793	1,324,551	89%	(162,496)
Utility Billing	278,855	267,514	253,483	91%	(25,372)
Transfers Out/Other	2,746,000	2,757,000	2,800,672	102%	54,672
Total	\$9,075,734	\$8,929,845	\$ 8,389,413	92%	(\$686,321)
Revenues/Expenses	(\$725,091)	(\$901,835)	(\$266,285)		\$458,806

Management Projects

During the budget process Council was presented with Management Projects developed to provide service enhancements and review and develop policies which will allow the City to become more efficient.

MP 1701 – Public Works Site Planning:

A contract is in place with PGAL and the kick off meeting is scheduled for October 20, 2017. Work is sufficiently underway on the Municipal Facilities Project and hurricane recovery effort and staff is available for thorough programming. Expected completion is by the end of the calendar year 2017 to allow for incorporation into the draft CIP for FY 2019-2023.

MP 1702 – GIS, Work Order / Online Permits:

As there were discussion about merging Public Works and Development Services taking place, the focus for any new applications were placed on hold until a decision was made regarding the organizational change. Evaluation of this need will continue in FY 2018.

MP 1703 – Mosquito Control:

The City began fogging for mosquitoes in April 2017. Due to Hurricane Harvey, two more days were added to the regular schedule. The City will continue to provide spraying four times per week through October 2017 and possibly into November 2017. The fogging schedule is as follows; Tuesday and Thursday inside Loop 610 and Wednesday and Friday outside Loop 610. A final mosquito larvicide treatment will be implemented in October 2017 in conjunction with the fogging. The mosquito treatment message continues to be communicated through our online newsletter, as well as on the City website.

MP 1704 – Landscape Enhancements:

All landscape enhancements identified in FY 2017 have been completed except the railroad track location. The landscape enhancement located at Bellaire Blvd. and the railroad tracks will be a separate project and included in the FY 2018 budget.

In June 2017, the Planning and Zoning Commission directed staff to draft a recommendation related to the Urban Design/Beautification Master Plan as it pertains to the Code of Ordinances Chapters 24 and 23.5, amendments to the comprehensive plan and inclusion in future city design standards. Due to Hurricane Harvey, the schedule has shifted and this recommendation is expected to be presented to Planning and Zoning in Fall 2017/Winter 2018.

MP 1705 – Career Website:

The Premier Employer Team continued to meet and work with Recruiting.com to lead the City of Bellaire through the development of a career site. The video and photo shoot took place the week of August 14, 2017. The team is in the final stages of reviewing and editing the site and videos with the anticipation of launching the final product early December 2017.

Capital Improvement Program Projects

Council was presented with the FY 2017 Capital Projects which have been designed to meet today's infrastructure needs as well as those of the future. Outlined below are the milestones completed in the fourth quarter.

Fiscal Year 2017 Projects:

Bonds for Better Bellaire Program:

Water and Wastewater Project Group A Phase I:

ARKK Engineers, LLC has submitted 60% plans to the City for review. A neighborhood meeting has been scheduled for November 28, 2017 from 6:00 to 8:00pm in the CenterPoint Room above the Bellaire Family Aquatic Center. The 6800 block of Mapleridge Street at Bellaire wastewater line has recently been pulled from this project and expedited as an emergency repair due to the increase deterioration experienced over the summer months. City Council can expect a ratification at the November 6, 2017 City Council meeting for this line. Waterline improvements on the following blocks are in this scope:

- 4900 - 5000 Blocks of Beech Street
- 5300 - 5400 Blocks of Braeburn Drive
- 5300 Block of Grand Lake Street
- 5100 - 5300 Blocks of Huisache Street
- 4800 - 4900 Blocks of Locust Street
- 4500 Block of Mayfair Street
- 4800 - 5000 Blocks of Palmetto Street
- 5100 - 5200 Blocks of Patrick Henry Street
- 5400 Block of Pine Street
- 5400 Block of Valerie Street
- A wastewater line will be improved on the 6800 Block of Mapleridge Street

Streets and Drainage Group B Phase I:

HDR Inc. is nearing completion of the design phase. The four roadways in this project were originally designed with a previous bond program, but limited funding caused them to be removed from the construction contract. A neighborhood meeting is scheduled November 14, 2017 from 6:00pm to 8:00pm in the CenterPoint Room above the Bellaire Family Aquatic Center. Attendees can expect a recommendation from the Urban Forester and design Engineer to install four foot sidewalks for the 4700 blocks of Linden and Willow. The sidewalks and streets on these blocks will be constructed with a zero curb cutback to avoid damage to the large live oaks on these blocks. The 4900-5000 blocks of Imperial and Mayfair will have sidewalks on one side of the street. Construction is estimated to begin late winter of next year. The scope includes street replacement, storm sewer upgrade, and sidewalks installation on at least one side of the street for the following blocks:

- 4700 Block of Linden Street
- 4700 Block of Willow Street
- 4900 - 5000 Block of Imperial Street
- 4900 - 5000 Block of Mayfair Street
- The waterline will be improved on the 4900 Block of Imperial Street

Streets and Drainage Group C Phase II:

Costello, Inc. submitted the Preliminary Engineering Report (PER) and 30% plans to the City for review. The PER indicated many of the businesses on Spruce and Fifth have parking spaces that encroach into the City's right of way and will be eliminated during construction. Staff may need to bring a recommendation to Planning and Zoning and City Council for approval to address this parking issue. Landscaping will be installed for Spruce and Fifth once the project is complete. A neighborhood meeting has not been scheduled but will be once the design phase is near the 60% mark. The scope includes street replacements, storm sewer upgrades, sidewalks and waterline improvements. The following streets are in this scope:

- 4500 Block of Maple Street
- 500 Block of Bolivar Street
- 5100 – 5200 Blocks of Spruce Street
- 700 Block of N Fifth Street (from Bellaire to Spruce)
- A waterline will be improved on the 700 Block of N Fifth Street

Ongoing discussions with the Texas Department of Transportation, Harris County Flood Control District and the City of Houston are taking place for the specifications for the flood control devices being investigated with this project at the following locations:

- Cypress Creek Ditch
- South Rice Outfall
- IH610 Ditch
- Newcastle Street

Sidewalks Group D Phase I:

Kelly R. Kaluza & Associates, Inc. has submitted 75% plans to the City for review. A neighborhood meeting is scheduled for October 24, 2017 from 6:00pm to 8:00pm in the CenterPoint Room above the Bellaire Family Aquatic Center. This scope is to install five foot sidewalks on at least one side of the street on the following blocks:

- 4700 - 5000 Blocks of Braeburn Drive
- 4500 - 4600 Blocks of Holly Street
- 4600 Block of Laurel Street
- 4600 Block of Oleander Street
- 1000 Block of Pauline Avenue
- 5000 - 5100 Blocks of Pine Street
- 5300 Block of Pine Street
- 4500 Block of Teas Street
- 4800 - 4900 Blocks of Valerie Street
- 4500 Block of Verone Street

Water Meter Installation and Improvements to Wastewater Treatment Plant:

Water Meter Installation – Pedal Valve, Inc. (PVI) has installed 5,403 meters as of October 2017, which is approximately 70% of the total quantity to be replaced.

Improvements to Wastewater Treatment Plant – T&C has completed rehabbing and coating the two sludge thickeners and all three digesters, all of which are back in service. Replacement of the three RAS pumps is near completion. Testing of the new blowers was completed at the Atlas Copco facility on August 25, 2017. The new disinfection storage tanks have been delivered and the new lift station control building is currently on order. Installation of the new blower pads and air piping repair is scheduled for late November.

Municipal Facilities Project:

The demolition of the police station occurred in August as scheduled. After removal of all associated debris, underground work began. The removal of the basement sally port area of the old building resulted in a large hole that needed to be backfilled, which has been completed. Drilled piers have been installed, and underground electrical and plumbing connections are underway. Grade beams will be formed and poured in the coming weeks, and the building slab will be in place by the end of the year.

The removal of the asphalt parking lot at the site of the new City Hall has been completed, as well as the soil compaction. Underground utilities installation is nearing completion, and drilled piers are also in place. Grade beams will be formed and poured in the coming weeks, and the building slab will be in place by the end of November 2017.

Testing of all materials for strength, density, and adherence to specifications is ongoing. To date, no deviations have been reported. Meetings have begun amongst staff to review selections for the furniture, fixtures, and equipment (FFE) for the new facilities. Council can expect to see agenda items for the FFE beginning in December 2017.

Cash Funded Projects:***FY 2017 Pavement Management Program:***

ARKK Engineers, LLC is the design engineer for two projects: streets and sidewalk project, and pavement striping. These projects were bid as a one-year contract with two additional renewals, for a total of three years. The contracts will be adjusted every year with the Consumer Price Index. This contract is scheduled for the November 6, 2017 Council meeting.

The streets and sidewalks project includes street repairs with an overlay to the following blocks:

- 4500 Block of Holt Street
- 4500 Block of Mayfair Street
- 5300 Block of Grand Lake Street
- 4900-5000 Blocks of Maple Street
- 4700-4800 Blocks of Evergreen Street (includes striping)
- 100 Pembroke Court
- 4400 Effie Street (curb and gutter work)

Sidewalks are repaired or replaced at the following blocks:

- 100 Block of Beverly Lane
- 4500-4600 Blocks of Birch Street
- 4500 Block of Braeburn Drive

The following street repairs with an overlay were omitted from this project because they were completed with the FY 16 Street and Sidewalk Pavement Management project:

- 5100 Block of Linden Street
- 5200 Block of Grand Lake Street

The striping portion includes various streets city wide such as Bellaire, South Rice, Newcastle, Evergreen and Avenue B.

Decorative Standards for Major Streets:

This project will be informed by aesthetic considerations and the review of the Terrain Studios planning efforts, as well as the guidelines developed in the branding project. It is currently on hold until future aesthetic direction can be secured.

Rehabilitation of the Renwick Ground Storage Tank (GST):

Central Tank Coatings, Inc. has completed the project as per the Engineer's specifications. A walk-thru was conducted on August 22, 2017 with the Engineer's representative, the Contractor, and H2OMC. A punch list of items that needed to be completed was provided and the Contractor has made the necessary improvements. The tank has been disinfected and is currently being refilled for the collection of bacteriological samples. The sample results will be received by the City in mid-October 2017. If no issues are found, the tank will be put back into service. The final release of retainage and project close out is scheduled for the November 20, 2017 City Council meeting.

City-Wide Supervisory Control and Data Acquisition (SCADA) Systems Upgrade Project Phase 2 & 3:

JACH Controls has completed installing all the Phase II SCADA components and software programming as per the project specifications. A walk-thru was completed with City staff, JACH Controls, and H2OMC on September 21, 2017 to review the project. The system is currently online and operating as designed. Phase II is complete.

H2OMC is finalizing the Phase III specifications for solicitation of bids. Bid solicitation is anticipated to occur in late 2017, and the resulting contract is scheduled for the January 22, 2018 Council meeting.

Bellaire Family Aquatic Center Pool Area Improvements:

A contract is in place with Pierce Goodwin Alexander & Linville (PGAL) to design an enclosed storage area adjacent to the pool complex and develop concept designs for additional decking. The project kick off meeting was held on July 11, 2017. Additional deck space will be designed on the north side of the pool to better accommodate patrons. The enclosure will allow for storage of large pool items, which will also allow more deck space for pool patrons. Design work was delayed due to Hurricane Harvey, but is nearly completed. The project will be bid and awarded later in 2017, and construction will be scheduled to avoid pool usage interruptions as much as possible. The targeted Council meeting for award of the construction contract is January 22, 2018.

Community Pathways Master Plan:

City Council approved the professional services agreement with HR Green, LLC at the August 7, 2017 City Council meeting. This project is on an aggressive schedule for completion in Spring 2018. An online survey and project website will be linked to the City's website under the Capital Improvement Program page and will be available between the end of October 2017 and mid-December 2017 for input. Information for the survey will be dispersed via Nextdoor, Facebook, Twitter, LinkedIn, Notify Me and a Newsflash on the City's website. The Parks and Recreation Advisory Board will be consulted at the October 18, 2017 meeting on the status of the project. A neighborhood meeting is tentatively scheduled for January 2018. The highest priority projects identified in this project will influence the Bonds for Better Bellaire 2016 Group D Phase III Sidewalk Project. City Council can expect the draft report on their agenda in the Spring of 2018. Design for this project will begin soon thereafter. This plan will also identify potential new projects that could be incorporated into the future CIP.

Flood Plain Hazard Mitigation Plan:

The resolution authorizing the City Manager to establish an advisory task force, compiled of Bellaire residents and stakeholders, was passed by Council on August 21, 2017. Additions to the resolution were passed by

Council on October 2, 2017. This created a City Council Liaison Team, appointed by the Mayor, to provide communication between the Task Force and the City Council as flood mitigation continues to be a priority. The first task force meeting is scheduled for October 30, 2017. The plan is still on schedule to be completed by early Spring of 2018.

Public Works Site Planning Project:

Kick off meeting is scheduled for October 27, 2017 to review current conditions and discuss programmatic needs with City staff. PGAL is currently under contract to perform this initial conceptual phase, and the intended outcome is a preliminary site plan, building master plan and cost estimate. This phase will be sufficiently underway before the end of the calendar year so as to inform the FY 2019-2023 Capital Improvement Plan. Currently, the CIP has a new Public Works building included in a bond election tentatively scheduled for November 2019.

Park Signage Master Plan:

This project will begin later in the year. This project will be informed by aesthetic considerations and the review of the Terrain Studios planning efforts, as well as the guidelines developed in the branding project. This project is currently on hold.

Playground and Shade Structures:

Improvements including the installation of two new shade structures at Loftin Park and two new shade structures at Officer Lucy Dog Park are complete, as well as replacement of 31 trash containers to improve aesthetics across the park system. This project has been completed for this Fiscal Year.

Fiscal Year 2016 and Prior Projects:

Bond Funded Projects:

Rebuild Bellaire Phase 5B:

Reytec Construction Resources, Inc., was awarded the contract to complete the work for the following streets:

- Alder Drive (Evergreen to Maple)
- 6900 & 7000 Blocks of Ferris Street
- 4400 Block of Glenmont Drive
- 1000 - 1200 Blocks of Howard Lane
- 4400 Block of Nancy Street
- 5300 Block of Valerie Street

The final punch list was created July 10, 2017. The final release of retainage and project close out was originally scheduled for September 2017 but moved to the December 4, 2017 City Council meeting due to a longer timeframe needed to complete items on the punch list.

Evelyn's Park:

Construction of the park is substantially complete and the park is open to the public. Warranty and punch list items have been mostly completed. The Americans with Disabilities Act (ADA) Inspection revealed several deficiencies, which the design team is collaborating on solutions for. A third-party fountain consultant will review the condition and design of the fountain to determine what the cause of the ongoing issues is. Once that report is finalized, the next steps in fountain repairs will be determined.

METRO Funded Projects:***FY 2016 Pavement Management Program:***

This project included pavement repairs, sidewalk improvements, curb and gutter repairs, overlays and various Block Inspection Program items. The final release of retainage and project close out was scheduled for the October 2, 2017 City Council meeting. Due to the impact of Hurricane Harvey on the priorities for the Public Works Department staff, closeout was pushed to the November 20, 2017 City Council meeting. Aside from closeout, this project is complete.

FY 2015 Pavement Management Program:

This project included pavement repairs, sidewalk improvements, curb and gutter repairs, overlays and various items identified in the Storm Drainage Maintenance Needs Assessment for twenty locations city-wide. The final release of retainage and project close out was scheduled for the October 2, 2017 City Council meeting. Due to the impact of Hurricane Harvey on the priorities for the Public Works Department staff, closeout was pushed to the November 20, 2017 City Council meeting. Aside from closeout, this project is complete.

Trends

Development Statistics				
	FY 2016 4th Quarter		FY 2017 4th Quarter	
	QTY.	Value	QTY.	Value
New Home Construction	14	\$ 9,448,770	19	\$ 12,896,950
Home Remodeling	111	\$ 2,825,527	74	\$ 1,431,236
New Commercial Construction	1	\$ 2,600,000	1	\$ 10,000,000
Commercial Remodeling	21	\$ 2,573,405	11	\$ 8,060,721
Demolition	19		19	

Crime Statistics						
	July		August		September	
	FY 2016	FY 2017	FY 2016	FY 2017	FY 2016	FY 2017
Homicide	0	0	0	0	0	0
Sexual Assault	0	0	0	0	0	1
Robbery	0	0	3	0	1	0
Assault	0	2	0	2	5	4
Burglary Residence	9	3	5	4	3	0
Burglary Building	0	1	3	1	0	1
Theft	15	49	15	15	17	10
Motor Vehicle Theft	1	0	0	1	0	0

Warrant Statistics						
	July		August		September	
	FY 2016	FY 2017	FY 2016	FY 2017	FY 2016	FY 2017
Warrants Issued	325	0	266	289	65	0
Outstanding Warrants	167	0	179	273	45	0
Failure to Appear	96	0	62	47	19	0

NOTE ON WARRANT STATISTICS: No warrants were issued in July 2017 due to the moving of Courts operations to City Hall. No warrants were issued in September 2017 due to Hurricane Harvey.

City of Bellaire
General Fund
Revenues and Expenditures (Unaudited)
YTD as of September 2017

	FY 2017 Budget	September		Year to Date			
		Actual	% of Budget	Allocated Budget	Actual	Over/(Under) Allocation	% of Budget
Revenues							
Property Taxes	\$ 12,331,714	\$ 70	0%	\$ 12,331,714	\$ 12,161,756	\$ (169,958)	99%
Franchise Taxes	1,410,000	68,509	5%	1,410,000	1,374,010	(35,990)	97%
Sales Taxes	2,545,300	172,757	7%	2,545,300	2,220,495	(324,805)	87%
Permits, Fees, Licenses	1,261,550	86,457	7%	1,261,550	1,127,934	(133,616)	89%
PARD Charges and Fees	903,900	20,835	2%	903,900	908,443	4,543	101%
Public Safety	385,382	27,556	7%	385,382	370,873	(14,509)	96%
Fines	765,000	44,296	6%	765,000	696,881	(68,119)	91%
All Other	703,600	75,603	11%	703,600	746,803	43,203	106%
Total Revenues	20,306,446	496,082	2%	20,306,446	19,607,194	(699,252)	97%
Expenditures							
Salary & Benefits	13,771,941	1,332,998	10%	13,771,941	13,871,647	99,706	101%
Purchased Services	4,145,885	437,595	11%	4,145,885	3,654,158	(491,727)	88%
Supplies	1,172,501	139,496	12%	1,172,501	1,055,918	(116,583)	90%
Other/Transfers	2,433,423	172,379	7%	2,433,423	2,103,356	(330,067)	86%
Non-Payroll Disaster Related	-	75,261	n/a	-	75,261	75,261	n/a
Total Expenditures	21,523,750	2,157,729	10%	21,523,750	20,760,340	(838,671)	96%
Net Revenues/(Expenditures)	\$ (1,217,304)	\$ (1,661,647)		\$ (1,217,304)	\$ (1,153,146)	\$ 139,420	
Budgeted Unassigned Fund Balance 9/30/16	\$ 4,678,607						
Budgeted FY 2017 Revenues	20,306,446						
Budgeted FY 2017 Expenditures	21,523,750						
Budgeted Ending Unassigned Fund Balance	<u>\$ 3,461,303</u>						
60 Day Reserve Requirement	\$ 3,244,458						
(Includes only operating budget)							

Attachment: FY 2017 4th Quarter Report (2165 : FY 2017 4th Quarter Report)

**City of Bellaire
Enterprise Fund
Revenues and Expenses (Unaudited)
YTD as of September 2017**

	FY 2017 Budget	September		Year to Date			
		Actual	% of Budget	Allocated Budget	Actual	Over/(Under) Allocation	% of Budget
Revenues							
Water	\$ 4,183,494	\$ 377,543	9%	\$ 4,183,494	\$ 3,946,278	\$ (237,216)	94%
Wastewater	2,163,437	196,279	9%	2,163,437	2,335,342	171,905	108%
Solid Waste	1,881,660	140,525	7%	1,881,660	1,687,842	(193,818)	90%
All Other	122,052	15,970	13%	122,052	153,666	31,614	126%
Total Revenues	8,350,643	730,317	9%	8,350,643	8,123,128	(227,515)	97%
Expenses							
Salary & Benefits	1,614,818	161,607	10%	1,614,818	1,612,869	(1,949)	100%
Purchased Services	1,818,373	217,518	12%	1,818,373	1,481,473	(336,900)	81%
Supplies	2,789,231	336,380	12%	2,789,231	2,494,400	(294,831)	89%
Other Expenses and Transfers	2,853,312	230,065	8%	2,853,312	2,758,804	(94,508)	97%
Non-Payroll Disaster Related	-	41,868	n/a	-	41,868	41,868	n/a
Total Expenses	9,075,734	987,437	11%	9,075,734	8,389,413	(686,321)	92%
Net Revenues/(Expenses)	\$ (725,091)	\$ (257,121)		\$ (725,091)	\$ (266,285)	\$ 458,806	
Budgeted Working Capital 9/30/16	\$ 1,444,328						
Budgeted FY 2017 Revenues	8,350,643						
Budgeted FY 2017 Expenses	9,075,734						
Budgeted Ending Working Capital	<u>\$ 719,237</u>						
30 Day Fund Balance (Includes only operating budget)	\$ 579,478						

Attachment: FY 2017 4th Quarter Report (2165 : FY 2017 4th Quarter Report)

City of Bellaire
Debt Service Fund
Revenues and Expenditures (Unaudited)
YTD as of September 2017

	FY 2017 Budget	YTD Actual	Over/(Under) Budget	% of Budget
Revenues				
Property Taxes	\$ 6,355,967	\$ 6,268,911	\$ (87,056)	99%
Investment Earnings	5,000	4,549	(451)	91%
Transfers from Enterprise Fund	950,000	950,000	0	100%
Transfers from Capital Bond Fnd	-	314,655	314,655	n/a
Bond Premium	-	265,613	265,613	n/a
Debt Proceeds	-	9,690,000	9,690,000	n/a
Total Revenues	7,310,967	17,493,728	10,182,761	239%
Expenditures				
Principal Payment	4,340,000	4,510,000	170,000	104%
Interest Payment	2,959,567	3,044,315	84,748	103%
Other Debt Expense	11,400	15,163	3,763	133%
Bond Refunding Expense	-	9,764,218	9,764,218	n/a
Refunding Issuance Costs	-	178,017	178,017	n/a
Total Expenditures	7,310,967	17,511,713	10,200,746	240%
Net Revenues/(Expenditures)	\$ -	\$ (17,985)	\$ (17,985)	
Budgeted Unassigned Fund Balance 9/30/16	\$ 514,125			
Budgeted FY 2017 Revenues	7,310,967			
Budgeted FY 2017 Expenditures	7,310,967			
Budgeted Ending Unassigned Fund Balance	<u>\$ 514,125</u>			

Attachment: FY 2017 4th Quarter Report (2165 : FY 2017 4th Quarter Report)

City of Bellaire
Vehicle and Equipment Replacement Fund
Revenues and Expenditures (Unaudited)
YTD as of September 2017

	FY 2017 Budget	September Actual	YTD Actual	Encumbrance	Budget Balance
Revenues					
Transfers - General	\$ 1,007,000	\$ 83,917	\$ 1,007,000	n/a	\$ -
Transfers - Enterprise	522,000	43,500	522,000	n/a	-
Proceeds from Capital Lease	787,667	-	787,666	n/a	1
Total Revenues	2,316,667	127,417	2,316,666	n/a	1
Expenditures					
Development Services	25,000	-	25,837	-	(837)
Fire	865,272	86,884	150,620	708,583	6,069
Police	310,000	-	304,683	-	5,317
Parks & Recreation	55,000	-	54,614	-	386
Public Works - General Fund	210,000	725	190,248	-	19,752
Public Works - Enterprise Fund	435,000	725	132,463	238,087	64,450
Total Expenditures	1,900,272	88,335	858,465	946,670	95,137
Net Revenues/(Expenditures)	\$ 416,395	\$ 39,082	\$ 1,458,201	n/a	\$ (95,137)
Budgeted Unassigned Fund Balance 9/30/16	\$ 962,277				
Budgeted FY 2017 Revenues	2,316,667				
Budgeted FY 2017 Expenditures	1,900,272				
Budgeted Ending Unassigned Fund Balance	<u>\$ 1,378,672</u>				

Attachment: FY 2017 4th Quarter Report (2165 : FY 2017 4th Quarter Report)

City of Bellaire
Capital Improvement Fund
Revenues and Expenditures (Unaudited)
YTD as of September 2017

	FY 2017 Adopted Budget	Budget Carry-over	Budget Adjustments	FY 2017 Revised Budget	September Actual	YTD Actual	Encumbrance	Budget Balance
Revenues								
General Fund Transfer	\$ 1,050,000	\$ -	\$ -	\$ 1,050,000	\$ 87,500	\$ 1,050,000	n/a	\$ -
Enterprise Fund Transfer	650,000	-	-	650,000	54,167	650,000.00	n/a	-
Evelyn's Park	-	-	80,990	80,990	-	14,286	n/a	66,704
Misc	-	-	-	-	-	306	n/a	(306)
Total Revenues	1,700,000	-	80,990	1,780,990	141,667	1,714,592	n/a	66,398
Projects								
FY 2014 Street & Drainage Reconstruction - Phase 5B (a)	-	1,000,919	(386,862)	614,057	-	130,179	507,674	(23,796)
FY 2017 Flood Plain Hazard Mitigation Plan	50,000	-	-	50,000	-	-	41,870	8,130
FY 2017 TXDOT I610 Box Culvert	-	-	386,862	386,862	-	386,862	-	-
FY 2015 Memorial Day Flood	-	-	-	-	-	35,699	-	(35,699)
FY 2015 Evelyn's Park	-	968,245	80,990	1,049,235	-	978,438	27,909	42,888
FY 2016 ROW	-	50,000	-	50,000	-	49,750	-	250
FY 2016 Playground/Shade/Amenities	100,000	-	-	100,000	2,966	99,786	-	214
FY 2017 BFAC Pool Area Improvements	150,000	-	-	150,000	-	2,760	9,500	137,740
FY 2017 Park Master Signage	50,000	-	-	50,000	-	-	-	50,000
FY 2017 Community Pathways Master Plan	75,000	-	-	75,000	-	-	75,000	-
FY 2016 Pavement Mgt Program	800,000	828,044	-	1,628,044	-	58,084	-	1,569,960
FY 2016 Storm Water Drainage	-	900	-	900	-	900	-	-
FY 2014 City Wide Beautification	-	229,643	-	229,643	(12,000)	81,469	14,875	133,299
FY 2017 Decorative Standard for Major Streets	75,000	-	-	75,000	-	-	-	75,000
Total General Projects	1,300,000	3,077,751	80,990	4,458,741	(9,034)	1,823,927	676,828	1,957,985
FY 2015 City Wide SCADA System	150,000	202,500	-	352,500	-	59,340	-	293,160
FY 2016 Rehab Renwick Ground Storage	400,000	55,000	-	455,000	6,205	200,665	129,600	124,735
FY 2017 Water System Upgrades	50,000	-	-	50,000	-	-	-	50,000
FY 2015 Water/Sanitary Sewer Program	-	82,827	-	82,827	-	1,071	-	81,756
FY 2016 WW System Upgrades	50,000	150,473	-	200,473	5,550	21,348	1,750	177,375
Total Enterprise Projects	650,000	490,800	-	1,140,800	11,755	282,424	131,350	727,026
Total Expenditures/Encumbrances	1,950,000	3,568,551	80,990	5,599,541	2,721	2,106,351	808,178	2,685,012
Net Revenues/(Expenditures)	\$ (250,000)	\$ (3,568,551)	\$ -	\$ (3,818,551)	\$ 138,946	\$ (391,759)	n/a	\$ (2,618,614)

(a) Pay as you Go portion of Bonds in Fund 620

Budgeted Unassigned Fund Balance 9/30/16	\$ 5,600,527
Budgeted FY 2017 Revenues	1,780,990
Budgeted FY 2017 Expenditures	5,599,541
Budgeted Ending Unassigned Fund Balance	<u>\$ 1,781,976</u>

Attachment: FY 2017 4th Quarter Report (2165 : FY 2017 4th Quarter Report)

**City of Bellaire
Capital Bond Fund
Revenues and Expenditures (Unaudited)
YTD as of September 2017**

	FY 2017 Adopted Budget	Budget Carry-over	Budget Adjustments	FY 2017 Revised Budget	September Actual	YTD Actual	Encumbrance	Budget Balance
Revenues								
Interest	\$ -	\$ -	\$ -	\$ -	\$ 36,065	\$ 219,843	n/a	\$ (219,843)
Bonds Proceeds	43,610,000	-	-	43,610,000	11,835,372	46,289,314	n/a	(2,679,314)
Total Revenues	43,610,000	-	-	43,610,000	11,871,437	46,509,157	n/a	(2,899,157)
Non-Project Expenditures								
Operating Transfers Out	-	-	-	-	-	314,655	-	(314,655)
Bond Issuance Costs	-	-	-	-	119,805	353,737	-	(353,737)
Bond Expenditures	-	-	-	-	119,211	581,573	-	(581,573)
Total Non-Project Expenditures	-	-	-	-	239,017	1,249,965	-	(1,249,965)
Projects								
FY 2012 Drainage Phase 5	-	708,338	(613,138)	95,200	-	74,190	-	21,010
FY 2015 Drainage Phase 5B	-	5,022,808	-	5,022,808	-	5,011,136	11,672	0
FY 2017 Streets and Drainage	7,000,000	-	-	7,000,000	126,927	162,101	469,815	6,368,084
FY 2017 TXDOT IH610 Box Culvert	-	-	613,138	613,138	-	613,138	-	-
FY 2017 Police/Courts Construction	8,770,800	-	(5,857)	8,764,943	219,978	398,956	8,087,680	278,307
FY 2017 City Hall/Civic Center Construction	7,742,500	-	(16,200)	7,726,300	390,997	542,524	7,266,607	(82,830)
FY 2017 Transition - New City Hall/Police/Municipal Court	577,700	-	22,057	599,757	24,986	528,287	55,270	16,200
FY 2013 Design - New City Hall/Police/Municipal Court	1,069,000	431,922	-	1,500,922	209,378	459,358	155,302	886,263
FY 2015 Evelyn's Park	-	846,306	-	846,306	27	851,432	140	(5,266)
FY 2015 Nature Discovery Center	-	315,278	-	315,278	-	315,278	-	0
FY 2017 Sidewalks	2,000,000	-	-	2,000,000	30,750	79,610	10,000	1,910,390
FY 2017 Water Line Improvements	3,500,000	-	-	3,500,000	191,694	220,866	113,841	3,165,293
FY 2017 Water Meter Installations	4,835,656	-	-	4,835,656	321,133	4,475,564	341,897	18,195
FY 2017 Wastewater Treatment Plant Improvements	7,964,344	-	-	7,964,344	871,000	1,999,058	5,965,286	-
FY 2017 Wastewater Line Improvements	150,000	-	-	150,000	-	-	-	150,000
Total Project Expenditures	43,610,000	7,324,652	-	50,934,652	2,386,869	15,731,497	22,477,509	12,725,645
Total Expenditures	43,610,000	7,324,652	-	50,934,652	2,625,885	16,981,462	22,477,509	11,475,680
Net Revenues/(Expenditures)	\$ -	\$ (7,324,652)	\$ -	\$ (7,324,652)	\$ 9,245,552	\$ 29,527,694	n/a	\$ (14,374,837)

Budgeted Unassigned Fund Balance 9/30/16	\$ 6,996,187
Budgeted FY 2017 Revenues	43,610,000
Budgeted FY 2017 Expenditures	43,610,000
Budgeted Ending Unassigned Fund Balance	<u>\$ 6,996,187</u>

Note: Ending balance RBB funds from General CIP will be used to reconcile negative balance.

Attachment: FY 2017 4th Quarter Report (2165 : FY 2017 4th Quarter Report)

**City of Bellaire
Metro Fund
Revenues and Expenditures (unaudited)
YTD as of September 2017**

	FY 2017 Adopted Budget	Budget Carry-over	FY 2017 Revised Budget	September Actual	YTD Actual	Encumbrance	Budget Balance
Revenues							
Metro Sales Tax	\$ 1,200,000	\$ -	\$ 1,200,000	\$ 86,378	\$ 1,100,671	n/a	\$ 99,329
Interest	-	-	-	1,592	17,528	n/a	(17,528)
Total Revenues	1,200,000	-	1,200,000	87,971	1,118,199	n/a	81,801
Projects							
City Wide Trip Hazard	-	177,108	177,108	-	-	177,108	0
Sidewalk Projects	-	185,283	185,283	-	-	-	185,283
Street Pavement Mgt Program	1,200,000	1,485,172	2,685,172	25,855	1,621,170	883,297	180,704
Street Striping Program	-	15,953	15,953	-	-	-	15,953
Total Expenditures	1,200,000	1,863,516	3,063,516	25,855	1,621,170	1,060,405	381,941
Net Revenues/(Expenditures)	\$ -	\$(1,863,516)	\$(1,863,516)	\$ 62,116	\$ (502,971)	n/a	\$ (300,140)

Budgeted Unassigned Fund Balance 9/30/16	\$ 2,172,194
Budgeted FY 2017 Revenues	1,200,000
Budgeted FY 2017 Expenditures	3,063,516
Budgeted Ending Unassigned Fund Balance	<u>\$ 308,678</u>

**CITY OF BELLAIRE
CURRENT PROPERTY TAX COLLECTIONS
FY 2014 - FY 2017**

<u>Month</u>	<u>FY 2014</u>	<u>FY 2015</u>	<u>FY 2016</u>	<u>FY 2017</u>
Oct	\$ -	\$ -	\$ -	\$ -
Nov	652,841	585,025	131,234	414,152
Dec	3,255,591	4,865,374	3,881,188	4,504,067
Jan	6,438,379	6,075,640	8,702,108	8,590,430
Feb	3,605,747	3,634,938	4,005,865	4,342,814
Mar	137,922	296,537	206,525	201,515
Apr	102,078	63,640	90,455	92,324
May	45,507	55,636	49,017	67,720
Jun	41,695	53,382	57,865	98,066
Jul	2,853	4,673	14,076	15,943
Aug	-	-	-	-
Sep	-	-	-	-
YTD Collections				\$ 18,327,031
% of Budget				98.67%
% of Total Levy				98.51%
FY 2017 Budget - Total Tax Revenue				\$ 18,573,641
2016 Tax Year Taxable Value - Certified Appraisal Roll*				\$ 4,546,701,928
2016 Tax Year - Under Protest or not Certified*				255,408,384
Total 2016 Tax Year				4,802,110,312
Total Levy at \$0.3874 / \$100 =				\$ 18,603,375

Ten Largest Taxpayers in City of Bellaire (Tax Year 2016) *

		<u>Taxable Value</u>
Chevron Chemical Company	Oil & Gas	81,889,532
KBS SOR 6565 6575 West Loop	Land/Improvements	39,173,621
Pin Oak North Parcel LL LLC	Land/Improvements	38,140,622
BRI 1833 6330 LLC	Land/Improvements	37,836,000
Centerpoint Energy Inc.	Electric Utility	31,186,932
SBC Communications	Utility	28,497,360
CHP Houston Tx MOB Owner LLC	Land/Improvements	27,000,000
CHP Houston TX Hospital Land	Hospital	24,441,321
Pin Oak South Parcel LL LLC	Land/Improvements	19,781,055
Pin Oak North Parcel LL LLC	Land/Improvements	13,745,000
		<u>\$ 341,691,443</u>
Tax Levy @ \$0.3874/100		<u>\$ 1,323,713</u>
% of Total Levy		7.12%

* Source: Municipal Advisory Council of Texas

Attachment: FY 2017 4th Quarter Report (2165 : FY 2017 4th Quarter Report)

**CITY OF BELLAIRE
HOUSING INFORMATION
FY 2017**

September

Houses, Townhomes & Vacant Lots for Sale *

<u>Price Range</u>	
\$ 0 - \$ 250,000	1
\$ 250,001 - \$ 500,000	46
\$ 500,001 - \$ 750,000	33
\$ 750,001 - \$ 1,000,000	22
> \$ 1,000,000	77
Total Units For Sale *	179

Total HCAD Residential Units/Lots ** 6,199

For Sale as a % of Total Units 2.89%

Highest Listing Price - Home \$ 3,075,000

Lowest Listing Price - TH/Lot \$ 224,900

Houses for Lease * 29

Highest Lease/Month \$ 7,100

Lowest Lease/Month \$ 1,595

Foreclosure History as of end of Quarter Reported by RealtyTrac

	<u>Auction</u>	<u>Bank Owned</u>
At Quarter End 12-31-14	3	2
At Quarter End 03-31-15	4	2
At Quarter End 06-30-15	3	2
At Quarter End 09-30-15	2	2
At Quarter End 12-31-15	3	2
At Quarter End 03-31-16	2	2
At Quarter End 06-30-16	0	2
At Quarter End 09-30-16	0	2
At Quarter End 12-31-16	2	3
At Quarter End 03-31-17	3	2
At Quarter End 06-30-17	3	1
At Quarter End 09-30-17	0	0

New Residential Construction

<u>Fiscal Year</u>	<u>New Units</u>	<u>Construction Cost****</u>	
		<u>Construction</u>	<u>Avg/Unit</u>
2007	169	\$ 85,632,703	\$ 506,702
2008	132	\$ 75,405,507	\$ 571,254
2009	49	\$ 26,026,889	\$ 531,161
2010	***	64 \$ 34,682,458	\$ 541,913
2011		56 \$ 30,064,905	\$ 536,873
2012	***	93 \$ 54,914,376	\$ 590,477
2013	***	113 \$ 65,491,037	\$ 579,567
2014	125	\$ 78,420,596	\$ 627,365
2015	98	\$ 52,190,001	\$ 532,551
2016	73	\$ 44,585,564	\$ 610,761
2017	87	\$ 49,790,625	\$ 572,306

Average Appraised Value (Tax Year 2016) \$ 843,265

* Source: realtor.com does not include for sale or lease by owner

** Based on information provided by the Harris County Tax Assessor-Collector and the Harris County Appraisal District includes estimated values

*** Numbers revised based on system correction

**** Construction cost of structure. Not a market value. Excludes land value/cost.

Attachment: FY 2017 4th Quarter Report (2165 : FY 2017 4th Quarter Report)

CITY OF BELLAIRE
SUMMARY OF SALES & MIXED BEVERAGE TAX
FY 2015 - FY 2017

<u>Payment</u>					
<u>Month</u>	<u>Period</u>		<u>FY 2015</u>	<u>FY 2016</u>	<u>FY 2017</u>
<u>Sales Tax</u>					
Oct	Aug	\$	168,534	\$ 153,643	\$ 153,452
Nov	Sep		204,637	236,498	179,528
Dec	Oct		187,620	196,711	177,498
Jan	Nov		168,955	253,578	203,388
Feb	Dec		289,944	253,419	232,674
Mar	Jan		175,468	176,377	174,240
Apr	Feb		168,824	171,712	169,626
May	Mar		201,769	210,865	201,758
Jun	Apr		174,538	172,229	154,642
Jul	May		171,111	186,436	191,746
Aug	Jun		230,014	266,791	190,031
Sep	Jul		209,043	178,264	172,757
Sub-Total		\$	2,350,457	\$ 2,456,522	\$ 2,201,342
<u>Mixed Beverage</u>					
Oct	1st Qtr		5,493	6,012	4,668
Jan	2nd Qtr		6,053	5,238	4,408
Apr	3rd Qtr		5,839	5,570	4,876
Jul	4th Qtr		6,004	5,970	5,201
Sub-Total			23,389	22,790	19,153
Total		\$	2,373,846	\$ 2,479,312	\$ 2,220,495

**CITY OF BELLAIRE
SUMMARY OF FRANCHISE FEES
FY2015 - FY 2017**

	Total <u>FY 2015</u>	Total <u>FY 2016</u>	YTD <u>FY 2017</u>
Electric	\$ 823,552	\$ 823,825	\$ 823,888
Gas	123,933	90,735	114,379
Telephone	115,691	114,371	147,901
Cable	<u>328,259</u>	<u>335,611</u>	<u>345,411</u>
Total	<u>\$ 1,391,435</u>	<u>\$ 1,364,542</u>	<u>\$ 1,431,579</u>

CITY OF BELLAIRE
SUMMARY OF PURCHASE ORDERS
FY 2017

	Oct-16		Nov-16		Dec-16		1st Qtr	
	<u>Issued</u>	<u>Amount</u>	<u>Issued</u>	<u>Amount</u>	<u>Issued</u>	<u>Amount</u>	<u>Issued</u>	<u>Amount</u>
Total Purchase Orders	320	\$ 3,450,562	265	\$ 900,844	187	\$ 651,711	772	\$ 5,003,118
PO for \$5,000 - \$50,000	37	\$ 556,054	27	\$ 389,891	13	\$ 238,795	77	\$ 1,184,740
% of Total Purchase Orders	11.56%	16.11%	10.19%	43.28%	6.95%	36.64%	9.97%	23.68%
\$ 5,000 - \$ 25,000	33	\$ 406,163	23	\$ 263,797	10	\$ 130,723	66	\$ 800,683
\$ 25,001 - \$ 50,000	4	\$ 149,891	4	\$ 126,093	3	\$ 108,073	11	\$ 384,056
	Jan-17		Feb-17		Mar-17		2nd Qtr	
	<u>Issued</u>	<u>Amount</u>	<u>Issued</u>	<u>Amount</u>	<u>Issued</u>	<u>Amount</u>	<u>Issued</u>	<u>Amount</u>
Total Purchase Orders	240	\$ 1,866,761	213	\$ 1,525,304	160	\$ 26,618,823	613	\$ 30,010,888
PO for \$5,000 - \$50,000	20	\$ 307,803	14	\$ 219,796	25	\$ 335,309	59	\$ 862,908
% of Total Purchase Orders	8.33%	16.49%	6.57%	14.41%	15.63%	1.26%	9.62%	2.88%
\$ 5,000 - \$ 25,000	17	\$ 188,053	11	\$ 109,676	19	\$ 213,785	47	\$ 511,514
\$ 25,001 - \$ 50,000	3	\$ 119,750	3	\$ 110,120	6	\$ 121,524	12	\$ 351,394
	Apr-17		May-17		Jun-17		3rd Qtr	
	<u>Issued</u>	<u>Amount</u>	<u>Issued</u>	<u>Amount</u>	<u>Issued</u>	<u>Amount</u>	<u>Issued</u>	<u>Amount</u>
Total Purchase Orders	221	\$ 16,729,323	219	\$ 522,090	195	\$ 1,338,217	635	\$ 18,589,629
PO for \$5,000 - \$50,000	18	\$ 299,120	15	\$ 342,390	11	\$ 171,930	44	\$ 813,440
% of Total Purchase Orders	8.14%	1.79%	6.85%	65.58%	5.64%	12.85%	6.93%	4.38%
\$ 5,000 - \$ 25,000	14	\$ 145,081	10	\$ 165,848	9	\$ 97,435	33	\$ 408,364
\$ 25,001 - \$ 50,000	4	\$ 154,039	5	\$ 176,543	2	\$ 74,495	11	\$ 405,077
	Jul-17		Aug-17		Sep-17		4th Qtr	
	<u>Issued</u>	<u>Amount</u>	<u>Issued</u>	<u>Amount</u>	<u>Issued</u>	<u>Amount</u>	<u>Issued</u>	<u>Amount</u>
Total Purchase Orders	192	\$ 436,860	170	\$ 230,117	299	\$ 1,131,917	661	\$ 1,798,894
PO for \$5,000 - \$50,000	15	\$ 219,733	7	\$ 86,052	36	\$ 598,626	58	\$ 904,411
% of Total Purchase Orders	7.81%	50.30%	4.12%	37.39%	12.04%	52.89%	8.77%	50.28%
\$ 5,000 - \$ 25,000	13	\$ 144,453	6	\$ 56,052	30	\$ 368,208	49	\$ 568,713
\$ 25,001 - \$ 50,000	2	\$ 75,280	1	\$ 30,000	6	\$ 230,418	9	\$ 335,698

* Purchases include bids, sole source, and cooperative purchasing.

Attachment: FY 2017 4th Quarter Report (2165 : FY 2017 4th Quarter Report)

CITY OF BELLAIRE, TEXAS
SUMMARY INVESTMENT REPORT
Fiscal Year 2017 through September 30, 2017

Account Description	Purchase	Date	First Call	Maturity	Rate/ Coupon	Purchase Yield	Purchase Price	Market Price	Face Amount	Book Value	Market Value	Interest Accrued	Beginning Values @ 10/01/16	
													Book Value	Market Value
Amegy Bank of Texas														
Concentration Account	09/30/17	n/a	10/01/17	0.0000%	0.0000%	\$ -	\$ -	\$ -	\$ 4,878,859	\$ 4,878,859	\$ 4,878,859	\$ -	\$ 4,356,143	\$ 4,356,143
Sub-total									4,878,859	4,878,859	4,878,859	-	4,356,143	4,356,143
Government Securities														
FFCB 3133EFV38	03/29/16	03/29/17	03/29/19	1.2500%	1.2500%	100.000	99.519	1,000,000	1,000,000	995,193	12,500	12,500	1,000,000	999,956
FNMA 3136G4AP8	09/30/16	03/30/17	09/30/19	1.2500%	1.2500%	100.000	99.053	1,000,000	1,000,000	990,533	12,500	12,500	1,000,000	999,795
FHLMC 3134GA7A6	03/28/17	09/09/18	09/09/19	1.5000%	1.5000%	100.000	99.732	1,000,000	1,000,000	997,315	8,375	8,375	-	-
Sub-total								3,000,000	3,000,000	2,993,041	33,375	33,375	2,000,000	1,999,751
TexPool Investments														
Concentration Account	09/30/17	n/a	10/01/17	1.0151%	1.0151%	100.000	100.000	236,783	236,783	236,783	48,864	48,864	4,774,276	4,774,276
METRO Account	09/30/17	n/a	10/01/17	1.0151%	1.0151%	100.000	100.000	410,023	410,023	410,023	12,781	12,781	2,301,706	2,301,706
G.O. Bonds, Series 2014	09/30/17	n/a	10/01/17	1.0151%	1.0151%	100.000	100.000	55,614	55,614	55,614	6,098	6,098	1,432,702	1,432,702
G.O. Bonds, Series 2015	09/30/17	n/a	10/01/17	1.0151%	1.0151%	100.000	100.000	356,022	356,022	356,022	29,915	29,915	7,933,119	7,933,119
GOB 2017 New Municipal Buildings	09/30/17	n/a	10/01/17	1.0151%	1.0151%	100.000	100.000	4,303,061	4,303,061	4,303,061	44,184	44,184	-	-
GOB 2017 Water/Wastewater Improv	09/30/17	n/a	10/01/17	1.0151%	1.0151%	100.000	100.000	2,085,163	2,085,163	2,085,163	28,155	28,155	-	-
GOB 2017 Streets/Drainage/Sidewalks	09/30/17	n/a	10/01/17	1.0151%	1.0151%	100.000	100.000	493,963	493,963	493,963	4,958	4,958	-	-
GOB 2017A Water/Wastewater Improv	09/30/17	n/a	10/01/17	1.0151%	1.0151%	100.000	100.000	895,300	895,300	895,300	300	300	-	-
GOB 2017A Streets/Drainage/Sidewalks	09/30/17	n/a	10/01/17	1.0151%	1.0151%	100.000	100.000	2,000,671	2,000,671	2,000,671	671	671	-	-
Sub-total								10,836,601	10,836,601	10,836,601	175,926	175,926	16,441,802	16,441,802
TexPool Prime Investments														
Concentration Account	09/30/17	n/a	10/01/17	1.2644%	1.2644%	100.000	100.000	500,816	500,816	500,816	222	222	-	-
METRO Account	09/30/17	n/a	10/01/17	1.2644%	1.2644%	100.000	100.000	1,230,789	1,230,789	1,230,789	4,747	4,747	-	-
G.O. Bonds, Series 2014	09/30/17	n/a	10/01/17	1.2644%	1.2644%	100.000	100.000	166,644	166,644	166,644	719	719	-	-
G.O. Bonds, Series 2015	09/30/17	n/a	10/01/17	1.2644%	1.2644%	100.000	100.000	1,068,653	1,068,653	1,068,653	6,612	6,612	-	-
GOB 2017 New Municipal Buildings	09/30/17	n/a	10/01/17	1.2644%	1.2644%	100.000	100.000	12,910,075	12,910,075	12,910,075	784	784	-	-
GOB 2017 Water/Wastewater Improv	09/30/17	n/a	10/01/17	1.2644%	1.2644%	100.000	100.000	6,256,016	6,256,016	6,256,016	402	402	-	-
GOB 2017 Streets/Drainage/Sidewalks	09/30/17	n/a	10/01/17	1.2644%	1.2644%	100.000	100.000	1,481,895	1,481,895	1,481,895	87	87	-	-
GOB 2017A Water/Wastewater Improv	09/30/17	n/a	10/01/17	1.2644%	1.2644%	100.000	100.000	2,686,862	2,686,862	2,686,862	1,862	1,862	-	-
GOB 2017A Streets/Drainage/Sidewalks	09/30/17	n/a	10/01/17	1.2644%	1.2644%	100.000	100.000	6,004,161	6,004,161	6,004,161	4,161	4,161	-	-
Sub-total								32,305,912	32,305,912	32,305,912	19,594	19,594	-	-
TexSTAR Investments														
Concentration Account	09/30/17	n/a	10/01/17	1.0384%	1.0384%	100.000	100.000	2,341,850	2,341,850	2,341,850	16,398	16,398	2,325,452	2,325,452
Sub-total								2,341,850	2,341,850	2,341,850	16,398	16,398	2,325,452	2,325,452
Total								\$ 53,363,221	\$ 53,363,221	\$ 53,346,262	\$ 245,293	\$ 245,293	\$ 25,123,397	\$ 25,123,148

Year-to-date Bank Fee Offset \$ 49,051

Amegy Bank Earnings Credit Rate: 0.8500%

Weighted Average Yield: 1.0803%
 Comparative Yields:
 3-month Treasury Bill 1.0600%
 6-month Treasury Bill 1.2000%
 2-year Treasury Note 1.4700%

To the best of our knowledge, this report is in compliance with the investment strategy expressed in Chapter 2, Administration, Section 2-10, Investment Policy of the Code of Ordinances of the City of Bellaire, Texas and with the Texas Public Funds Investment Act, V.T.C.A., Government Code Ch. 2256, as amended.

Attachment: FY 2017 4th Quarter Report (2165 : FY 2017 4th Quarter Report)

CITY OF BELLAIRE, TEXAS
INVESTMENT ACTIVITY REPORT
Fiscal Year 2017 through September 30, 2017

Account Description	Purchase	Date	Rate/ Coupon	Face Amount	Beginning Values			Fiscal Year-To-Date Activity			Ending Values	
					10/01/16 Book Value	10/01/16 Market Value		Deposits/ Purchases	Withdrawals/ Maturities/Calls	Incr/(Decr) Market Value	09/30/17 Book Value	09/30/17 Market Value
Amegy Bank of Texas												
Concentration Account	09/30/17	n/a	10/01/17	0.0000%	\$ 4,878,859	\$ 4,356,143	\$	\$ 55,550,490	\$ 55,027,774	\$	\$ 4,878,859	\$ 4,878,859
Sub-total					4,878,859	4,356,143		55,550,490	55,027,774		4,878,859	4,878,859
Government Securities												
FFCB 3133EFV38	03/29/16	03/29/17	03/29/19	1.2500%	1,000,000	999,956		-	-	(4,763)	1,000,000	995,193
FNMA 3136G4AP8	09/30/16	03/30/17	09/30/19	1.2500%	1,000,000	999,795		-	-	(9,262)	1,000,000	990,533
FHLMC 3134GA7A6	03/28/17	09/09/18	09/09/19	1.5000%	1,000,000	-		1,000,000	-	(2,685)	1,000,000	997,315
Sub-total					3,000,000	1,999,751		1,000,000	-	(16,710)	3,000,000	2,983,041
TexPool Investments												
Concentration Account	09/30/17	n/a	10/01/17	1.0151%	236,783	4,774,276		72,335,829	76,873,322	-	236,783	236,783
METRO Account	09/30/17	n/a	10/01/17	1.0151%	410,023	2,301,706		1,268,319	3,160,002	-	410,023	410,023
G.O. Bonds, Series 2014	09/30/17	n/a	10/01/17	1.0151%	55,614	1,432,702		452,587	1,829,674	-	55,614	55,614
G.O. Bonds, Series 2015	09/30/17	n/a	10/01/17	1.0151%	356,022	7,933,119		469,641	8,046,737	-	356,022	356,022
GOB 2017 New Municipal Buildings	09/30/17	n/a	10/01/17	1.0151%	4,303,061	-		18,220,031	13,916,970	-	4,303,061	4,303,061
GOB 2017 Water/Wastewater Improv	09/30/17	n/a	10/01/17	1.0151%	2,085,163	-		13,339,762	11,254,599	-	2,085,163	2,085,163
GOB 2017 Streets/Drainage/Sidewalks	09/30/17	n/a	10/01/17	1.0151%	493,963	-		2,006,703	1,512,740	-	493,963	493,963
GOB 2017A Water/Wastewater Improv	09/30/17	n/a	10/01/17	1.0151%	895,300	-		895,300	-	-	895,300	895,300
GOB 2017A Streets/Drainage/Sidewalks	09/30/17	n/a	10/01/17	1.0151%	2,000,671	-		2,000,671	-	-	2,000,671	2,000,671
Sub-total					10,836,601	16,441,802		110,988,843	116,594,044	-	10,836,601	10,836,601
TexPool Prime Investments												
Concentration Account	09/30/17	n/a	10/01/17	1.2644%	500,816	-		565,600	64,784	-	500,816	500,816
METRO Account	09/30/17	n/a	10/01/17	1.2644%	1,230,789	-		2,004,747	773,958	-	1,230,789	1,230,789
G.O. Bonds, Series 2014	09/30/17	n/a	10/01/17	1.2644%	166,644	-		935,174	768,531	-	166,644	166,644
G.O. Bonds, Series 2015	09/30/17	n/a	10/01/17	1.2644%	1,068,653	-		4,321,067	3,252,413	-	1,068,653	1,068,653
GOB 2017 New Municipal Buildings	09/30/17	n/a	10/01/17	1.2644%	12,910,075	-		12,910,075	-	-	12,910,075	12,910,075
GOB 2017 Water/Wastewater Improv	09/30/17	n/a	10/01/17	1.2644%	6,256,016	-		6,256,016	-	-	6,256,016	6,256,016
GOB 2017 Streets/Drainage/Sidewalks	09/30/17	n/a	10/01/17	1.2644%	1,481,895	-		1,481,895	-	-	1,481,895	1,481,895
GOB 2017A Water/Wastewater Improv	09/30/17	n/a	10/01/17	1.2644%	2,686,862	-		3,581,862	895,000	-	2,686,862	2,686,862
GOB 2017A Streets/Drainage/Sidewalks	09/30/17	n/a	10/01/17	1.2644%	6,004,161	-		8,004,161	2,000,000	-	6,004,161	6,004,161
Sub-total					32,305,912	-		40,060,597	7,754,685	-	32,305,912	32,305,912
TexSTAR Investments												
Concentration Account	09/30/17	n/a	10/01/17	1.0384%	2,341,850	2,325,452		16,398	-	-	2,341,850	2,341,850
Sub-total					2,341,850	2,325,452		16,398	-	-	2,341,850	2,341,850
Total					\$ 53,363,221	\$ 25,123,397		\$ 207,616,328	\$ 179,376,504	\$ (16,710)	\$ 53,363,221	\$ 53,346,262

CITY OF BELLAIRE, TEXAS
INVESTMENT SUPPLEMENTARY REPORT
As of September 30, 2017

Claim on Cash by Fund		
Fund	09/30/17	Balance
Classifications		
Governmental Funds		
100 - General Fund	\$	3,998,061
200 - Special Revenue Fund		420,143
300 - Debt Service Fund		471,159
600 - VET Fund		2,417,872
610 - CIP Fund		5,218,058
620 - CIP Bond Fund		39,133,289
630 - METRO Fund		1,625,960
Total Governmental Funds		53,284,541
Proprietary Funds		
500 - Enterprise Fund		78,680
Total Proprietary Funds		78,680
Total		\$ 53,363,221



GASB 31 Market Reserve			
Maturity	Book Value	GASB 31 Market Reserve	Market Value
10/01/17	\$ 4,878,859	\$ -	\$ 4,878,859
	4,878,859	-	4,878,859
03/29/19	1,000,000	(4,807)	995,193
09/30/19	1,000,000	(9,467)	990,533
09/09/19	1,000,000	(2,685)	997,315
Sub-total	3,000,000	(16,959)	2,983,041
10/01/17	236,783	-	236,783
10/01/17	410,023	-	410,023
10/01/17	55,614	-	55,614
10/01/17	356,022	-	356,022
10/01/17	4,303,061	-	4,303,061
10/01/17	2,085,163	-	2,085,163
10/01/17	493,963	-	493,963
10/01/17	895,300	-	895,300
10/01/17	2,000,671	-	2,000,671
Sub-total	10,836,601	-	10,836,601
10/01/17	500,816	-	500,816
10/01/17	1,230,789	-	1,230,789
10/01/17	166,644	-	166,644
10/01/17	1,068,653	-	1,068,653
10/01/17	12,910,075	-	12,910,075
10/01/17	6,256,016	-	6,256,016
10/01/17	1,481,895	-	1,481,895
10/01/17	2,686,862	-	2,686,862
10/01/17	6,004,161	-	6,004,161
Sub-total	32,305,912	-	32,305,912
10/01/17	2,341,850	-	2,341,850
Sub-total	2,341,850	-	2,341,850
Total	\$ 53,363,221	\$ (16,959)	\$ 53,346,262

TexPool Investments	
Concentration Account	
METRO Account	
G.O. Bonds, Series 2014	
G.O. Bonds, Series 2015	
GOB 2017 New Municipal Buildings	
GOB 2017 Water/Wastewater Improv	
GOB 2017 Streets/Drainage/Sidewalks	
GOB 2017A Water/Wastewater Improv	
GOB 2017A Streets/Drainage/Sidewalks	
Sub-total	

TexPool Prime Investments	
Concentration Account	
METRO Account	
G.O. Bonds, Series 2014	
G.O. Bonds, Series 2015	
GOB 2017 New Municipal Buildings	
GOB 2017 Water/Wastewater Improv	
GOB 2017 Streets/Drainage/Sidewalks	
GOB 2017A Water/Wastewater Improv	
GOB 2017A Streets/Drainage/Sidewalks	
Sub-total	

TexSTAR Investments	
Concentration Account	
Sub-total	
Total	

**Quarterly Reporting of Donations Approved by City Manager as per Ordinance 14-09
Approved 07/01/2017 - 09/30/2017**

Date	Donor	Designation	Amount
Parks, Recreation, and Facilities - Donations			
09/28/17	Texas State University	Ten (10) swimming pool lanes valued at approximately \$4,000.	\$ 4,000
			\$ 4,000

Attachment: FY 2017 4th Quarter Report (2165 : FY 2017 4th Quarter Report)

Mayor and Council

Council Chamber, First Floor of City
Hall
Bellaire, TX 77401-4411



Meeting: 11/20/17 06:00 PM
Department: City Clerk
Category: Report
Department Head: Tracy L. Dutton
DOC ID: 2403

**SCHEDULED
INFORMATION ITEM (ID
2403)**

Item Title:

Report on the Texas Municipal League (TML) Conference - Submitted by Trisha S. Pollard, Council Member.

Background/Summary:

Council Member Trisha S. Pollard will provide a report on the recent TML Conference that she attended.

Previous Council Action Summary:

N/A

Fiscal Impact:

N/A

City Attorney Review:

N/A

Recommendation:

N/A



**SCHEDULED
ACTION ITEM (ID # 2391)**

Item Title:

Consideration of and possible action on the adoption of an ordinance of the City Council of the City of Bellaire, Texas, amending Chapter 33, Telecommunications, of the Code of Ordinances of the City of Bellaire, Texas ("City Code"), for the purpose of adding a new article, Article II, to address regulations related to small cell network facilities in public rights-of-way - Submitted by ChaVonne Sampson, Interim Director of Development Services.

Background/Summary:

This item is for the discussion, consideration, and possible action on proposed amendments to Chapter 33, TELECOMMUNICATION, that cover three areas:

1. Adoption of a "design manual," which can include things like aesthetics, insurance, and recommended placement locations;
2. Creation of future "attachment agreement" governing how nodes are attached to city facilities; and
3. Adoption of a "compensation" that can have more stringent aesthetic requirements.

This request is to allow wireless network companies to place network nodes ("small cell nodes") in the public right-of-way (ROW), as well as to provide rules, regulations, and fee structures to reimburse cities for use of the ROW. The City of Bellaire would retain authority to manage the public ROW to ensure the health, safety, and welfare of the public, but will also require compensation for installing network nodes on poles.

Background

Senate Bill 1004, passed during the regular session and effective September 1, 2017, requires a city to allow access for cellular antennae and related equipment ("small cell nodes") in city rights-of-way, and it also entitles cell companies and others to place equipment on city light poles, traffic poles, street signs, and other poles.

Right-of-Way Management

This will be part of the future right-of-way management ordinance and a permit application process will be created for right-of-way access.

Recommendation

The Interim Director of Development Services recommends approval of the of the small cell ordinance, with modifications as may be required by the Council.

ATTACHMENTS:

- Code Amendment - Ch 33, Telecommunications - Regulations for Small Cell Network (00191877xD8318) (DOCX)

- Exhibit A for Small Cell Ordinance (00191876xD8318) (DOC)



ORDINANCE NO. 17-__

AN ORDINANCE OF THE CITY COUNCIL OF THE CITY OF BELLAIRE, TEXAS, AMENDING CHAPTER 33, TELECOMMUNICATIONS, OF THE CODE OF ORDINANCES OF THE CITY OF BELLAIRE, TEXAS ("CITY CODE"), FOR THE PURPOSE OF ADDING A NEW ARTICLE, ARTICLE II, TO ADDRESS REGULATIONS RELATED TO SMALL CELL NETWORK FACILITIES IN THE PUBLIC RIGHTS-OF-WAY.

WHEREAS, State Bill No. 1004 ("SB 1004") passed by the Texas Legislature, 85th Regular Session (2017), authorizes certain facilities to be installed in a municipality's public right-of-way; and

WHEREAS, SB 1004 further provides that municipalities retain the authority to manage the public right-of-way to ensure the health, safety and welfare of the public; and

WHEREAS, the City of Bellaire (the "City") wishes to adopt rules to ensure that the City complies with the requirements of SB 1004, and at the same time, protects the health, safety and welfare of the public; and; **NOW, THEREFORE**,

BE IT ORDAINED BY THE CITY COUNCIL OF THE CITY OF BELLAIRE, TEXAS:

Section 1. THAT Chapter 33, Telecommunication, of the Code of Ordinances of the City of Bellaire, Texas is hereby amended to read as set out in Exhibit "A" attached hereto. All other portions of Chapter 33, Telecommunications, of the City Code not specifically amended, deleted, added and/or revised hereby shall remain in full force and effect.

Section 2. THAT all ordinances and parts of ordinances in conflict with this Ordinance are repealed to the extent of conflict only.

Section 3. THAT if any word, phrase, clause, sentence, paragraph, section or other part of this Ordinance or the application thereof to any person or circumstance, shall ever be held to be invalid or unconstitutional by any court of competent jurisdiction, neither the remainder of this Ordinance, nor the application of such word, phrase, clause, sentence,

paragraph, section, or other part of this Ordinance to any other persons or circumstances, shall be affected thereby.

Section 4. THAT the City Council officially finds, determines, and declares that a sufficient written notice of the date, hour, place, and subject of each meeting at which this Ordinance was discussed, considered, or acted upon was given in the manner required by the *Texas Open Meetings Act*, as amended, and that each such meeting has been open to the public as required by law at all times during such discussion, consideration, and action. The City Council ratifies, approves, and confirms such notices and the contents and posting thereof.

Section 5. THAT this Ordinance shall be effective immediately upon its adoption by the City Council.

PASSED, APPROVED, and ADOPTED this 20th day of November, 2017.

(SEAL)

ATTEST:

SIGNED:

Tracy L. Dutton, TRMC
City Clerk

Andrew S. Friedberg
Mayor

APPROVED AS TO FORM:

Alan P. Petrov
City Attorney



EXHIBIT "A"
TO
ORDINANCE NO. 17-____
(ATTACHED)

Chapter 33 - TELECOMMUNICATIONS

Article I. – Telecommunication Network Facilities

Sec. 33-1. - Purpose.

The purpose of this ~~chapter~~Article is to establish a competitively neutral policy for the use of the public rights-of-way for the provision of telecommunications services and to enable the city to:

Establish a local policy, with clear local guidelines, standards and time frames for the exercise of local authority with respect to telecommunications providers using the public rights-of-way.

Manage access to the public rights-of-way in order to minimize the congestion, inconvenience, visual impact and other adverse effects, and the costs to the citizens resulting from the placement of telecommunications facilities within the public rights-of-way.

Obtain fair and reasonable compensation to the city for the private commercial use of the public rights-of-way through the collection of nondiscriminatory fees.

Promote competition among telecommunications service providers and encourage the universal availability of advanced telecommunications services to all residents and businesses of the city.

Conserve the limited physical capacity of the public rights-of-way held in public trust by the city.

Assure that the city's current and ongoing costs of granting and regulating private access to and use of the public rights-of-way are fully paid by the persons seeking such access and causing such costs.

Assure that all telecommunications carriers providing facilities or services within the city comply with the ordinances, rules and regulations of the city.

Assure that the city can continue to fairly and responsibly protect the public health, safety and welfare.

Enable the city to discharge its public trust consistent with rapidly evolving federal and state regulatory policies, industry competition and technological development.

Sec. 33-2. - Definitions.

The following words, terms and phrases, when used in this article, shall have the meanings ascribed to them in this section, except where the context clearly indicates a different meaning:

Access line. (1) each switched transmission path of the transmission media within the Rights-of-way extended to the end-user customer's premises network interface within the city that allows delivery of telecommunications service; (2) each loop provided as an unbundled network element to a person pursuant to an agreement under section 252 of the Federal Telecommunications Act of 1996; and (3) each termination point of a nonswitched telephone circuit consisting of transmission media connecting specific locations identified by, and provided to, the end user for the delivery of nonswitched telecommunications service within the city.

Applicant. any person who files an application with the city, under this ~~chapter~~Article, in order to obtain the necessary consent to use or place a telecommunications network within the public rights-of-way of the city whether by means of the person's own facilities or by purchase or lease of one or more network elements from another provider of telecommunications services.

Cable Act. The Cable Communications Policy Act of 1984, 47 USC 532, et seq., as amended.

Cable operator. A person providing or offering to provide "cable service" within the city as that term is defined in the cable act.

Cable service. For the purpose of this ~~chapter~~Article shall have the same meaning provided by the cable act.

Certificated telecommunications utility. A telecommunication provider who is required to obtain or has a certificate of convenience and necessity or a certificate of operating authority or a service provider certificate of operating authority by the Texas Public Utility Regulatory Act of 1995, as amended, (PURA), as those terms are defined by PURA, to provide telecommunication services in the city.

City. The City of Bellaire, Texas, a home-rule municipal corporation.

City manager. The city manager of the City of Bellaire, or his or her designee, charged with the administration and enforcement of this ~~chapter~~Article.

City property. All real property owned by the city, other than public rights-of-way as that term is defined herein, and all other property held in a proprietary capacity by the city, which are not subject to right-of-way licensing and franchising as provided in this title.

City requirements. All laws, rules, regulations, policies and directives of general application of the city, in effect at present or to be adopted in the future by the city council.

Director of public works. The director of the department of the city, or his or her designee, charged with the administration of the public rights-of-way.

Federal Communication Commission or FCC. The federal agency or its successor agency that is the regulatory authority over the telecommunication providers.

Network element. A facility or equipment used in the provision of telecommunications service, such as the local loop, that is on or in the public rights-of-way.

Permit. A permit is the municipal consent granted by the city council to providers to use public rights-of-way to place a telecommunications network within the city as specified by the terms of such permit and consistent with this ~~chapter~~Article

Person. An individual, corporation, association, partnership, joint venture or other entity.

Public rights-of-way. The surface, the air space above the surface, and the area below the surface of any public street, highway, lane, path, alley, sidewalk, boulevard, drive, bridge, tunnel, easement or similar property within the city. .

Public Utility Commission of Texas or PUC. The Texas state agency having jurisdiction over telecommunications providers.

Telecommunications network or network. All facilities of any kind placed in, on or above the public rights-of-way and used to provide telecommunications services.

Telecommunications service provider or provider. A person, who is required by this ~~chapter~~Article to obtain a permit, or who has been granted the right by a permit to place a telecommunications network within the city in accordance with this ~~chapter~~Article.

Telecommunications services. The transmittal of voice, data, image, graphics and other communications between or among points by wire, fiber optics, or other similar facilities, as well as the rental, lease, or furnishing of the facilities to accomplish such transmittal, but does not include transmissions for long distance purposes (interLATA and intraLATA) or any "wireless service" as defined by law.

Utility infrastructure. All city electric utility distribution poles, transmission structures, ducts and all other city owned or operated transmission structures, distribution conduit, building entry conduit, utility tunnels, manholes, vaults, radio towers, other radio equipment, fiber optic cable capacity and active communications capacity, together with all appurtenant facilities.

Sec. 33-3. - Application for a permit.

Any person proposing to place a telecommunications network within the public rights-of-way shall submit an application to the city manager. The application shall be in a form prescribed by the city manager as generally described below, and shall outline applicant's proposed network and its impact on the public rights-of-way. The city manager may require the following information in the application:

1. The identity of the applicant.
2. A general description of the telecommunications services that will be offered or provided by the applicant over its existing or proposed telecommunications network.
3. A general description of the principal transmission medium that will be used by the applicant to offer or provide such telecommunications services.
4. Preliminary engineering plans, specifications and a network map of the facilities to be located within the city, to the extent available at the time of the application, all in sufficient detail to identify:
 - (a) The location and route requested for any proposed telecommunications network including whether such location and route will be above ground or underground.
 - (b) To the extent known, the location of existing overhead and underground public utility, telecommunication, cable, water, sewer, drainage and other facilities in the public rights-of-way along the proposed route.
 - (c) To the extent known, the location(s), if any, for interconnection with other telecommunications facilities or network's of other telecommunications service providers.
 - (d) To the extent known, the specific trees, structures, improvements, facilities and obstructions, if any, that applicant proposes to temporarily or permanently remove or relocate.
5. A preliminary construction schedule including estimated completion dates.
6. A preliminary traffic control plan in accordance with the Texas Department of Transportation Manual on Uniform Traffic Control Devices if construction activities will result in the blocking of any lanes of traffic in a given area for more than four hours.
7. Information to establish to the city's satisfaction, that the applicant will obtain all other governmental approvals and permits prior to construction and operation of the telecommunications network and prior to offering or providing the telecommunications services including but not limited to any approvals or permits required by the PUC and/or FCC.
8. Whether the applicant intends to provide cable service or other video programming service, such as an open video system, as defined in the cable act, together with sufficient information to determine whether such service is subject to cable franchising under the cable act.
9. Map showing the location of any existing telecommunications network in the city that applicant intends to use or lease other than its own.
10. All fees, deposits or charges required pursuant to this ~~chapter~~ Article.
11. Such other and further information as may reasonably be requested by the city manager in order to protect the city's rights-of-way.
- 3.2. *Authority of the city manager.* The city manager shall administer and enforce compliance with respect to all permits granted under this ~~chapter~~ Article. The city manager shall have the duty to review applications submitted under this ~~chapter~~ Article and formulate recommendations to the

city council regarding a permit for the applicant. a recommendation to city council or a written notice of denial to the applicant shall be given within 120 days after a completed application has been submitted to the city manager, such time frame may be extended for cause. The city manager shall negotiate the terms of permits (consistent with and to the extent not prescribed in this ~~chapter~~Article) for adoption by the city council. The city manager shall consider the following:

- 3.2.1. The capacity of the public rights-of-ways to accommodate the applicant's proposed facilities.
- 3.2.2. The damage or disruption, if any, of public or private facilities, improvements, service, travel or landscaping if the permit is granted.
- 3.2.3. The public interest in minimizing the cost and disruption of construction within the public rights-of-ways.
- 3.2.4. The effect, if any, on public health, safety and welfare if the permit is granted.
- 3.2.5. The effect, if any, on the environment and quality of life within the city if the permit is granted.
- 3.2.6. The availability of alternate routes and/or locations for the proposed facilities.
- 3.2.7. Applicable federal and state telecommunications laws, regulations and policies.
- 3.2.8. The legal authority of the applicant.
- 3.2.9. Such other factors as may demonstrate that the authorization to use the public rights-of-way will serve the community interest.
- 3.3. *City council action* . All permits approved by city council under this ~~chapter~~Article shall incorporate each applicable provision of this ~~chapter~~Article. All new or renewal permits must be approved by city council to be effective. The act of approval, consenting to, amending, denying or terminating permits is a legislative function within the sound discretion of the city council. Any person who is denied a permit or whose permit is terminated must petition the city council for reconsideration before seeking judicial remedies.
- 3.4. *Priority of usage* . In case of conflict or interference between the facilities of different providers, the provider whose facilities were first permitted shall have priority over a competing use of the public rights-of-way.
- 3.5. *No right to use city property or utility infrastructure granted by permit* . The grant of a permit under this ~~chapter~~Article shall not be construed to grant any attachment rights or authorize the use of any city property or utility infrastructure in any manner not specified in the permit without additional compliance by the provider with other applicable city requirements.
- 3.6. *Review is no guarantee of sufficiency*. Review and approval by the city does not constitute a guarantee of sufficiency of the design of the telecommunications network. The applicant retains full responsibility for the adequacy of the design of the telecommunications network.

Sec. 33-4. - Compensation.

- 4.1. *Administrative fee*. To reimburse the city for its initial administrative costs in processing the application each applicant for a new permit or renewal of a permit shall submit a \$5,000.00 administrative fee deposit. the administrative fee is to defray the cost to the city in reviewing and processing the application, and preparing and issuing the permit. If a permit is not granted to the applicant by the city, the city shall reimburse to the applicant that portion of the \$5,000.00 administrative fee deposit determined by the city manager to be in excess of the city's cost in

reviewing and evaluating the application. If a permit is granted, the administrative fee deposit may be recovered by the provider as a credit against the amount of fees payable to the city pursuant to subsection 4.2 during the first year following the effective date of the permit.

4.2 *Public rights-of-way use fees.* Each provider shall pay to the city as compensation for use of the city's rights-of-way, a fee as set forth below.

- (a) *Access line calculation for public rights-of-way use fee.* The provider shall pay to the city a rights-of-way fee that is calculated as of month-end by applying the appropriate line fee to each access line owned, placed, or maintained by provider that is activated for use by an end-user or for another telecommunications service provider that uses provider's services or for facilities for the provision of telecommunications services within the city. The line fee to be applied to each residential access line and each nonresidential access line on a monthly basis shall be the fee structure as established annually by the Texas Public Utilities Commission.
- (b) *Street crossing calculation for public rights-of-way use fee.* Any person whose facilities are located within the city, but are not used to provide telecommunications service within the city by means of access lines upon which line fees are applicable, shall pay the city an annual rights-of-way use fee of:
 - (i) \$2.50 per linear foot for each diameter inch or less of underground conduit or wire and for each .250 diameter inch or less of aerial wire that is in the public rights-of-way per annum; and
 - (ii) \$1,000.00 for the first street crossing and \$250.00 for every street crossing thereafter.

The right-of-way use fee calculated on this basis shall be due and payable to the city on July 15 of every year, prorated as applicable. A report as required by the city manager shall be provided with each annual payment showing the calculation of the payment including the length of the network and whether it is overhead or underground as applicable, and the location of each street crossing.

- (c) Such fees, are to compensate the city for the reasonable rental value of the public rights-of-way used by the provider, and to recover the administrative cost in monitoring and enforcing the provisions of this ~~chapter~~ Article and of the permit. Each permit shall provide that such fee may be adjusted by action of the city council once every three years to properly reflect the then current reasonable rental value of the public rights-of-way and administrative cost to the city.
- 4.3. *Number of access lines.* Subject to the city's agreement not to disclose the information unless required by law, each provider must provide annually, within a reasonable time after receipt of the city's written request, a report showing the number of each type of access line owned or placed and maintained by provider within the city that are activated for end-user customers and other telecommunications service providers at month's end for each of the preceding 12 months. The city agrees that the report shall be used solely for the purpose of verifying the number of the provider's access lines within the city that are activated for end-user customers and telecommunications service providers. Upon written request, the provider shall verify the information in the report and, upon reasonable advance notice, produce to the city and permit inspection by the city of all non-customer-specific records and documents reasonably calculated to verify the information. For purposes of payment of fees for use of the Rights-of-Way, lines terminating at customer's premises that are billed as "Lifeline," "Tel-Assistance," or other service that is required to be similarly discounted pursuant to state or federal law or regulation for the purpose of advancing universal service to the economically disadvantaged shall not be included in the lines upon which the fee is calculated.
- 4.4. *Confidential records.* If the provider notifies the City of the confidential nature of any information, reports, documents, or writings, and such information, reports, document or writings are prominently

labeled as confidential, the City agrees to maintain the confidentiality of the information, reports, documents, and writings to the extent permitted by law. Upon receipt by the city of requests for the provider's confidential information, reports, documents, or writings, the city shall notify the provider of the request in writing by facsimile transmission. The city shall request an attorney general's opinion before disclosing any confidential information, reports, documents or writings and will furnish the provider with copies of attorney general opinion requests it makes pertaining to the provider's confidential information, reports, documents or writings. Upon request by the city, the provider shall provide assistance in preparing and submitting the request for an attorney general's opinion.

- 4.5. *Timing of payment.* Except as provided in section 4.2(b), providers shall remit the rights-of-way use fee on a quarterly basis. The payment shall be due on the 45th day following the close of each calendar quarter for which the payment is calculated.
- 4.6. *Uncollectibles.* Providers have a statutory right to pass through to customers on a pro rata basis any compensation paid to the city for access to the rights-of-way. Any other provision of this article notwithstanding, provider shall not be obligated to pay the city for any access lines for which revenues remain uncollectible.
- 4.7. *Facilities provided to other telecommunications service providers.* To the extent allowed by applicable state and federal law, any telecommunications service providers that purchase unbundled network elements or other facilities for the purpose of rebundling those facilities to create telecommunications service for sale to persons within the city shall pay to the city a rights-of-way fee that is calculated as of month-end by applying the appropriate line fee, as specified in section 4.2(a) above, to each access line created by rebundling services of facilities. Such direct payment to the city is necessary because it is only the person creating the services for resale that will be able to determine the number of access lines being provided, so that the rights-of-way fee imposed herein can be applied on a non-discriminatory basis to all telecommunications service providers that sell telecommunications service within the city. Other provisions of this article notwithstanding, the provider shall not include in its monthly count of access lines any unbundled network elements or other facilities provided to other telecommunications service providers for rebundling into telecommunications services, if the telecommunications service provider that is rebundling those facilities for resale has provided a signed statement to the provider that the telecommunications service provider is paying the access line fees applicable to those rebundled services directly to the city. If provider provides a copy of the signed statement to the city, then provider is absolved of all responsibility for the line fees payable on the telecommunications service, unbundled network elements, and other facilities rebundled for the creation of telecommunications service for sale within the city.
- 4.8. *Fee application to leased facilities.* Pursuant to V.T.C.A., Utilities Code § 54.206, a provider may collect the line fee imposed by the city pursuant to this ordinance through a pro rata charge to the customers in the boundaries of the city, including any other persons who are leasing, reselling or otherwise using the provider's access lines to provide telecommunications service. With respect to any person leasing, reselling, or otherwise using a provider's access lines, if a provider believes it does not have sufficient information to determine the appropriate rate to apply, then the higher line fee shall apply until such time as the person using the access lines provides to the provider sufficient written information to determine the correct line fee. If a person provides sufficient written information for the application of the line fee, providers may bill the person on the basis of the information provided. Provider shall provide to the city any information regarding the locations to which it is providing service or facilities for use by another person for the provision of telecommunications service to end-user customers, so long as city first obtains written permission of such other person for provider to provide the information to the city. Any other provision of this article notwithstanding, however, a provider shall not be liable for underpayment of line fees

resulting from the provider's reliance upon the written information provided by any person that uses provider's service or facilities for the provision of telecommunications service to end-user customers.

- 4.9. *Default.* Notwithstanding any other provision in this ~~chapter~~Article, in the event that full and proper payments due the city under this ~~chapter~~Article or the permit have not been made by a provider within 20 days after the due date, an event of default shall have occurred, in which case the permit may be terminated by the city. Any provider that is found to be in default and whose permit has been terminated for non-payment of fees, may not apply for another permit until all past due fees have been paid.
- 4.10. *No release.* No acceptance of any payment shall be construed as a release of, or an accord or satisfaction of, any claim that the city might have for further or additional sums payable under the terms of this ~~chapter~~Article or a permit, or for any other performance or obligations of provider.
- 4.11. *Other city fees, taxes and charges.* Payments of compensation made by a provider to the city pursuant to this ~~chapter~~Article or a permit shall be considered in addition to, and exclusive of, any and all authorized taxes, business license fees, other fees, other levies or assessments presently in effect, or subsequently adopted, to the extent provided under applicable law.
- 4.12. *Books and records.*
 - 4.12.1. Upon written request from the city manager, providers shall report to the city such other information as the city manager may reasonably require to ensure correct payments to the city are made and shall comply with the city's reasonable determination of forms for reports, the time for reports, the frequency with which any reports are to be made, and if reports are to be made under oath.
 - 4.12.2. Providers shall promptly make available to the city or a city designated representative, its books and records to examine, audit, review and/or obtain copies of the papers, books, accounts, documents, maps, plans and other records of providers pertaining to permits granted under this ~~chapter~~Article to ensure proper payments are made to the city. Providers shall fully cooperate in making available its records and otherwise assisting in these activities.
 - 4.12.3. The city manager may, at any time, make inquiries pertaining to providers' performance of the terms and conditions of a permit. Providers shall respond to such inquiries on a timely basis.

Sec. 33-5. - Transfers of permits.

- 5.1. No permit granted under this ~~chapter~~Article, or any rights or privileges of providers under a permit, either separately or collectively, shall be sold, resold, assigned, transferred or conveyed by providers to any other person, without the prior written consent of the city by ordinance or resolution. Should the provider sell, assign, transfer, convey or otherwise dispose of any of its rights or interests under this permit, without the city's prior consent, the city may revoke the permit for default, in which event all rights and interest of the provider under the permit shall cease.
- 5.2. Any transfer in violation of this section shall be null and void and unenforceable.
- 5.3. A mortgage or other pledge of assets to a bank or lending institution in a bona fide lending transaction shall not be considered an assignment or transfer.
- 5.5. Every permit granted under this ~~chapter~~Article shall specify that any transfer or other disposition of rights which has the effect of circumventing payment of required permit fees and/or evasion of payment of such fees by non-collection or non-reporting of revenues derived from telecommunications services, bartering or any other means which evade the actual collection of revenues for business pursued by a provider is prohibited.

Sec. 33-6. - Obligations of providers regarding the public rights-of-way.

- 6.1. *Compliance with law* . Providers are explicitly subject to the police powers of the city, any other governmental powers, and the city's rights as a property owner under state and federal laws. All work done by providers in connection with the construction, expansion, reconstruction, maintenance or repair of its facilities in the public rights-of-way shall be subject to and governed by all city requirements, and applicable federal and state rules and regulations. Providers shall place certain facilities underground when required by applicable city requirements provided, however, that such requirement may be waived by the city manager should he find that such requirement places an undue burden or expense on the provider without a commensurate benefit to the city, or its residents. For this section, the term "provider" shall also mean a person who controls or manages physical transmission facilities, and all appurtenant equipment, installed in the public rights-of-way.
- 6.2. *Providing timely information*. Upon request, providers shall provide the city timely information as to all matters in connection with or affecting the construction, expansion, reconstruction, removal, maintenance, operation and repair of facilities performed by providers in the public rights-of-way.
- 6.3. *Construction work regulation, maintenance and underground conduit use*.
 - 6.3.1. All excavations and other construction in the public rights-of-way shall be performed in accordance with all applicable city requirements, including the obligation to use trenchless technology whenever possible and economically practical. Furthermore, all such construction shall be undertaken so as to minimize interference with the use of public and private property and in accordance with any direction given by the city under the police and regulatory powers of the city.
 - 6.3.2. In addition to any other city requirements, 30 days prior to the commencement of construction which involves any non-emergency alteration to the surface or the sub-surface of the public rights-of-way, to the extent generally required, providers shall furnish the public works director (or such other officials as the city may designate from time to time) with construction plans and maps showing the routing of any new construction and construction plans. Providers shall not commence non-emergency construction until the plans and drawings have been approved in writing by the public works director. Such approval shall not be unreasonably withheld or delayed and appeal to the city council shall be afforded to the provider.
 - 6.3.3. Upon request by written notice of the city, providers shall promptly remove and abate any facility that is determined by the city to pose a threat to public safety. Providers and the city shall cooperate to the extent possible to assure continuity of service during the removal. If any provider, after notice, fails or refuses to act, the city may remove or abate the same, at the sole cost and expense of such provider which shall be promptly paid to the city, all without compensation or liability for damages to the provider.
 - 6.3.4. Upon completion of initial or any subsequent construction or repair work, providers shall promptly restore the public rights-of-way in accordance with applicable city requirements. Providers may excavate only for the construction, installation, expansion, repair, removal, and maintenance of all or a portion of its telecommunications network.
 - 6.3.5. Except in an emergency, provider shall not excavate any pavement in any public alley or street or significant amounts of any unpaved public right-of-way without first complying with all applicable city requirements.
 - 6.3.6. Within 120 days of completion of each segment of providers' telecommunications network, or any addition thereto, each provider shall supply the city with a complete set of "as built" drawings for that segment or addition in the format in which the provider keeps such records in the normal course of business. Providers shall also obtain the city's approval before any

relocation of providers' telecommunications network in the public rights-of-way. in addition, providers shall provide to the city, upon request, a map of its telecommunications network.

6.4. *Work by others, construction by abutting owners and alterations to conform with public improvements.*

6.4.1. The city reserves the right to lay and permit to be laid, sewer, gas, water, and other pipe lines or cables and conduits, and to do and permit to be done, any underground and overhead work, and any attachment, restructuring or changes in aerial facilities that may be deemed necessary or proper by the city in, across, along, over or under any public street, alley or right-of-way occupied by providers, and to change any curb or sidewalk or the grade of any street.

6.4.2. In the event that, during the term of the permit, the city authorizes abutting landowners to occupy space under the surface of any public street, alley, or right-of-way, such grant to an abutting landowner shall be subject to the rights herein granted to providers. In the event that the city shall close or abandon any public right-of-way, which contains any portion of providers' facilities, any conveyance of land contained in such closed or abandoned public right-of-way shall be subject to the rights herein granted.

6.4.3. During the term of all permits, providers shall be liable to the city for the acts or omissions of any entity used by providers when such entity is involved directly or indirectly in the construction and installation of providers' facilities to the same extent as if the acts or omissions of such entity were the acts or omissions of a provider.

6.4.4. Within 90 days following written notice from the city, providers shall, at their expense, temporarily or permanently remove, relocate, change or alter the position of any of their facilities or telecommunications network that are in the public rights-of-way whenever the city shall have determined that such removal, relocation, change or alteration is necessary for:

(a) The construction, repair, maintenance or installation of any city or other public infrastructure improvement in or upon the public rights-of-way; or

(b) The operations of the city in or upon the public rights-of-way.

Sec. 33-7. - Insurance requirements.

7.1. Providers shall obtain and maintain in full force and effect throughout the term of a permit granted under this ~~chapter~~ Article, insurance with an insurance company licensed to do business in the State of Texas and acceptable to the city as determined by the city manager. All companies will be required to be rated A-VI or better by A.M. Best or A or better by Standard and Poors. Providers shall furnish the city with proof of such insurance so required at the time of filing the application for a permit. The city reserves the right to review these insurance requirements during the effective period of any permit, and to reasonably adjust insurance coverage and their limits when deemed necessary and prudent by the city's risk manager, based upon changes in statutory law, court decisions, or the claims history of the industry or the provider.

7.2. Subject to providers' right to maintain reasonable deductibles in such amounts as are approved by the city's risk manager, providers shall obtain and maintain in full force and effect for the duration of any permit, at providers' sole expense, insurance coverage in the following type and minimum amounts:

Type	Amount
1. Workers' Compensation	Statutory

	Limits
2. Commercial general (public) liability to include coverage for the following where the exposure exists:	
(i) Premises operations	*
(ii) Independent contractors	*
(iii) Products/completed operations	*
(iv) Personal injury	*
(v) Contractual liability	*
(vi) Explosion, collapse and underground property damage	*
3. Comprehensive automobile insurance coverage for loading and unloading hazards, for:	
(i) Owned/leased automobiles	**
(ii) Nonowned automobiles	**
(iii) Hired automobiles	**
4. Pollution liability	\$1,000,000.00
Insurance	per occurrence
(i) Bodily injury	
(ii) Property damage	
(iii) Clean-up cost	

*Combined single limit for bodily injury and property damage of \$10,000,000.00 per occurrence or its equivalent.

**Combined single limit for bodily injury and property damage of \$2,000,000.00 per occurrence or its equivalent.

- 7.3. The city manager shall be entitled, upon request and without expense, to receive copies of certificates of insurance evidencing coverage stated above. The city manager also may make any reasonable requests for deletion, revision or modification of particular policy terms, conditions, limitations or exclusions, except where policy provisions are established by law or relation binding upon either city or a provider or upon the underwriter for any of such policies. Upon request for deletion, revision or modification by the city manager, providers shall accomplish the changes and shall pay the cost thereof.
- 7.4. Providers shall agree that with respect to the above-required insurance, all insurance certificates will contain the following required provisions:
 - (i) Name the city and its officers, employees, board members and elected representatives as additional insureds (as the interests of each insured may appear) as to all applicable coverage;
 - (ii) Provide for 60 days notice to the city for cancellation, non-renewal, or material change;
 - (iii) Provide for notice to both the city manager and the city clerk by certified mail; and
 - (iv) Provide that all provisions of the permit, as amended, concerning liability, duty, and standard of care, including the indemnity section, shall be underwritten by contractual coverage sufficient to include such obligations within applicable policies, subject to policy terms and conditions.
- 7.5. The insurance certificates obtained by providers in compliance with this section 33-7 shall be subject to approval by the city manager, and such proof of insurance shall be filed and maintained with the city manager and the city clerk during the term of the permit, or any extension or renewal thereof, and may be changed from time to time to reflect changing liability limits' as required by the city. Providers shall immediately advise the city attorney of any actual or potential litigation that may develop that would affect insurance coverage related to any permit.
- 7.6. Insurers shall have no right of recovery against the city, it being the intention that the insurance policies shall protect providers and the city and shall be primary coverage for all losses covered by the policies.
- 7.7. The policy clause "other insurance" shall not apply to the city where the city is an insured on the policy.
- 7.8. Companies issuing the insurance policies shall have no recourse against the city for payment of any premiums or assessments which all are set at the sole risk of the providers. Insurance policies obtained by provider shall provide that the issuing company waives all right of recovery by way of subrogation or assignment against the city in connection with any damage covered by these policies.
- 7.9. When presented with adequate financial documentation from the provider and in compliance with applicable state laws, the city manager may accept in lieu of the insurance requirements described above, a self-insurance provision in the permit which provides substantially similar protection to the above requirements.

Sec. 33-8. - Term of permits.

The term of each permit granted under this ~~chapter~~Article shall be subject to specific negotiation with applicants consistent with this ~~chapter~~Article, but in no event shall it exceed ten years.

Sec. 33-9. - Indemnity.

- 9.1. Each provider shall protect, defend, and hold harmless the city, its employees, officers, and legal representatives (collectively in this section, the "city") from any and all third-party claims, demands, and liability, including defense costs, relating in any way to damages, claims, or fines (collectively, "claims") arising by reason of or in connection with:
- (1) The city's actual or alleged negligence arising solely from the grant of, administration of, or operations under this article, including, without limitation, the city's approval of work plans, city inspection of the provider's network facilities or the repair or maintenance thereof, the city's receipt or failure to receive insurance policies, or similar acts or omissions of the city in connection with its rights, duties, or obligations under this article; together with
 - (2) The provider's actual or alleged negligence in the construction, maintenance, or operation of its network facilities in the rights-of-way under this article.
- 9.2. The provider shall not be required to indemnify or pay the defense costs of the city under subsection 9.1 where:
- (1) The claims arise in whole or in part out of the provider's compliance with the city's directives (other than those ordering compliance with applicable laws, ordinances, rules, or regulations) relating to the time, place, or manner of the activities of the provider alleged or found to be negligent; and
 - (2) There is no finding in a final, nonappealable order or judgment that the provider is 51 percent or more at fault.
- 9.3. The provisions of this section shall apply notwithstanding any immunity of the provider under the workers compensation laws of the State of Texas.
- 9.4. Notwithstanding any other provision of this section, the provider shall not be obligated to pay to or on behalf of the city any indemnity, including defense costs, that exceeds in total the greater of \$1.00 per access line or \$1,200,000.00 for any year. The limits set forth in this subsection shall be based on the year in which the claims arise. Any sums paid for or on behalf of the city under this section shall constitute an additional municipal fee under V.T.C.A., Utilities Code §§ 54.204—54.206.
- 9.5. The provisions of this section are solely for the benefit of the city and the provider and are not intended to create or grant any rights, causes of action, or liability, contractual or otherwise, to any person or entity.
- 9.6. Subject to the right of the provider to pass through sums paid under this section, the provisions of this section shall survive the expiration of this article.

Sec. 33-10. - Bond and letter of credit.

- 10.1. Each permit shall contain requirements for construction bonds and/or payment and performance bonds during construction, as necessary to ensure compliance with this ~~chapter~~Article and the permit. The amount of any such bonds shall not exceed the amount necessary to assure that the construction work will be performed in compliance with all applicable city codes.

Sec. 33-11. - Termination of permits.

- 11.1. The city shall reserve the right to terminate any permit and any rights or privileges granted under this ~~chapter~~Article in the event of a breach of the terms and conditions of the permit or of this ~~chapter~~Article, subject to a 30 day written notice and the opportunity to cure the breach during that 30 day period.
- 11.2. A breach shall not be deemed to have occurred if the violation occurs without the fault of a provider or occurs as a result of circumstances beyond its control. Providers shall not be excused

from performance of any of their obligations under this ~~chapter~~Article by economic hardship, nor misfeasance or malfeasance of their managers, officers, agents or employees.

11.3. A termination shall be declared only by a written decision of the city council after an appropriate public proceeding before the city council, which shall accord the provider due process and full opportunity to be heard and to respond to any notice of grounds to terminate. All notice requirements shall be met by giving the provider at least 15 days prior written notice of any public hearing concerning the proposed termination of its permit. Such notice shall state the grounds for termination alleged by city.

11.4. The provision of this section 11 shall not apply to any automatic termination resulting from a default of payment as set forth in section 33-4, above.

Sec. 33-12. - Unauthorized use of public rights-of-way.

12.1. It shall be unlawful for any person to place a telecommunications network or any facilities on, in or over the public rights-of-way, city property, city structures or utility infrastructure unless expressly allowed under this ~~chapter~~Article or the terms of a permit.

12.2. Each unauthorized use shall be deemed to be a distinct and separate offense. Each day a violation of this ~~chapter~~Article continues shall constitute a distinct and separate offense.

12.3. The violation of any provision of this ~~chapter~~Article shall be unlawful and a misdemeanor offense.

Sec. 33-13. - Preemption.

No provision of this ~~chapter~~Article or a permit shall be deemed void or unenforceable as a result of state or federal preemption unless and until so determined by a final, nonappealable order of a state or federal agency or court.

Sec. 33-14. - State law to apply.

14.1. To the extent not in conflict with the federal laws relating to telecommunications, the laws of the State of Texas shall apply to any permit granted under this ~~chapter~~Article and venue for any dispute with respect to such permit shall be in Harris County, Texas.

New Article to be added:Article II. – Small Cell Network FacilitiesSec. 33-101. - Purpose.

The purpose of this Article is to adopt rules to ensure that the City complies with the requirements of State Bill No. 1004 passed by the Texas Legislature, 85th Regular Session (2017), which authorizes certain facilities to be installed in a municipality's public right-of-way, and at the same time, protects the health, safety and welfare of the public.

Sec. 33-012. - Definitions.

The following words, terms and phrases, when used in this article, shall have the meanings ascribed to them in this section, except where the context clearly indicates a different meaning:

Antenna: Communications equipments that transmits or receives electromagnetic radio frequency signals used in the provision of Wireless Services.

Cable Service: as defines in the Cable Communications Policy Act of 1984, as amended 47 U.S.C. 532

City Code: The Code of Ordinances of the City of Bellaire, Texas

City Manager: The City Manager or designee of the City Manager.

Collocate and Collocation: The installation, mounting, maintenance, modification, operation, or replacement of Network Nodes in a Right-of-way on or adjacent to a Pole.

Consumer Price Index: The annual revised Consumer Price Index for All Urban Consumers for Texas, as published by the Federal Bureau of Labor Statistics.

Concealment: Any wireless facility that is covered, blended, painted, disguised, camouflaged, or otherwise concealed such that the wireless facility blends into surrounding environment and is visually unobtrusive. Concealment includes but is not limited to covering with a façade, designs that blend with the surrounding character of an area, paint that matches surrounding Poles, disguising with landscaping, or locating underground.

Decorative Pole: A streetlight Pole specifically designed and placed for aesthetic purposes and on which no appurtenances or attachments, other than specifically designed informational or directional signage or temporary holiday or special event attachments have been placed or are permitted to be placed according to City Code.

Design Area: An area that is zoned, or otherwise designated by City Code, and for which the City maintains and enforces unique design and aesthetic standards.

Design Manual: The design requirements in effect at the time of a Permit application, or the commencement of work not required to obtain a Permit, for specific types of Facilities, including any other City requirements, as amended from time to time.

Historic Area: An area that is zoned or otherwise designated as a Historic Area under municipal, State, or Federal Law.

Network Node or Node: Equipment as a fixed location that enables wireless communications between Network Provider equipment and a communications network. The term includes: (i) equipment associated with wireless communications; (ii) a radio transceiver, and Antenna, a battery-only backup power supply, and comparable equipment, regardless of technological configuration; and (iii) coaxial or

fiber-optic cable that is immediately adjacent to and directly associated with a particular Collocation; and does not include (i) and electric generator; or (ii) a Pole.

Network Provider: A Person that provides Wireless Service to the public; or a Person that does not provide Wireless Service and that is not an electric utility but builds or installs on behalf of a Person that provides Wireless Service to the public: Network Nodes, Node Support Poles, or any structure that supports or is capable of supporting a Network Node.

New Node Support Pole or New Pole: A new installation, including any extension or replacement of an existing Pole where the replacement is not accepted from Permit requirements under this Article.

New Support Pole: A Pole installed by a Network Provider for the primary purpose of supporting a Network node.

Park: Any property dedicated or used as a Park or for public Park purposes or that may be dedicated or used as a Park or for public Park purposes within the City.

Permit: A written authorization for the use of the Right-of-way including, Collocation on a Service Pole, required from the City before a Network Provider may perform an action under this Article.

Permit Holder: Any Person that has been issued a Permit pursuant to the terms of this Article.

Pole: A Service Pole, Node Support Pole, Utility Pole, or Municipally Owned Utility Pole.

Public Utility: Defined in the Utilities Code Section 11.004, including municipally owner and/or operated utilities.

Right-of-way: The area on, below, or above a public roadway, highway, Street, public sidewalk, alley, waterway, or utility easement in which the municipality has an interest.

Service Pole: A Pole, other than Municipal Owned Utility Pole, owned or operated by a municipality and located in a Right-of-way, including: a Pole that supports traffic control functions; a structure for signage; a Pole that supports lighting; other than a Decorative Pole; and a Pole or similar structure owned or operated by a municipality and supporting Network Nodes.

Street: The portion of the Right-of-way, including highway, designed or used for vehicular traffic, including that part of the Street marked or platted as a bicycle or public transit lane. Street width shall be the of the following measurements: (i) edge of pavement to edge of pavement. Or (ii) curb to curb.

Telecommunications Service: Any “local exchange telephone service” as defined by Section 51.002 of the Texas Utilities Code.

Transport Facility: Each transmission path physically within a Right-of-way, extending with a physical line from a Network Node directly to a network, for the purpose of providing backhaul for Network Nodes.

Wireless Service: Any service, using licensed or unlicensed wireless spectrum, including the use of Wi-Fi, weather at a fixed location or mobile, provided to the public using a Network Node.

Sec. 33-103. – Permit Required

103.1 Application for a Permit. Any person proposing to place a Network Nodes, Node Support Poles, and/or Transport Facilities within the public rights-of-way shall submit an application to the city manager.

The application shall be in a form prescribed by the city manager as generally described below, and shall outline applicant's proposed Facilities and its impact on the public rights-of-way. The city manager may require the following information in the application:

- A. The identity of the applicant, including a 24/7 contact number in case of emergencies.
- B. The name and address of the person to who notices are to be send.
- C. A general description of the services that will be offered or provided by the applicant over its existing or proposed Facilities.
- D. A general description of the type of Facilities that will be used by the applicant to offer or provide such services.
- E. Preliminary engineering plans, specifications and a network map of the Facilities to be located within the city, to the extent available at the time of the application, all in sufficient detail to identify:
 - (1) The location, route, and type of structure requested for any proposed telecommunications network including whether such location and route will be above ground or underground.
 - (2) To the extent known, the location of existing overhead and underground public utility, telecommunication, cablemari, water, sewer, drainage and other facilities in the public rights-of-way within 300 feet of the proposed route.
 - (3) To the extent known, the location(s), if any, for interconnection with other telecommunications facilities or network's of other telecommunications service providers.
 - (4) To the extent known, the specific trees, structures, improvements, pavement, facilities and obstructions, if any, that applicant proposes to temporarily or permanently remove or relocate.
- F. A preliminary construction schedule including estimated completion dates.
- G. A preliminary traffic control plan in accordance with the Texas Department of Transportation Manual on Uniform Traffic Control Devices if construction activities will result in the blocking of any lanes of traffic in a given area for more than four hours.
- H. A traffic control test for line of sight.
- I. When a new pole is proposed, an industry standard pole load analysis certified by a licensed engineer.
- J. Soil tests or geotechnical survey where required.
- K. Information to establish to the city's satisfaction, that the applicant will obtain all other governmental approvals and permits prior to construction and operation of the Facilities and prior to offering or providing the services including but not limited to any approvals or permits required by the PUC and/or FCC.
- L. Map showing the location of any existing Facilities in the city within 500 feet of the proposed location.
- M. Proof of insurance.
- N. All fees, deposits or charges required pursuant to this Article, including permit fee and prorated Right-of-way fee.

- O. Such other and further information as may reasonably be requested by the city manager in order to protect the city's rights-of-way.

103.2. Priority of usage. In case of conflict or interference between the Facilities of different providers, the provider whose Facilities were first permitted shall have priority over a competing use of the public rights-of-way.

103.3. No right to use city property or utility infrastructure granted by permit . The grant of a permit under this Article shall not be construed to grant any attachment rights or authorize the use of any city property or utility infrastructure in any manner not specified in the permit without additional compliance by the provider with other applicable city requirements.

103.4. Review is no guarantee of sufficiency. Review and approval by the city does not constitute a guarantee of sufficiency of the design of the Facilities. The applicant retains full responsibility for the adequacy of the design of the Facilities.

Sec. 33-104. – Exception to Permit Requirement.

104.1 Routine Maintenance. A Network Provider is not required to obtain a permit for routine maintenance of Network Nodes, Node Support Poles, and/or Transport Facilities that does not require excavation or closing of sidewalks or vehicular lanes in the Right-of-way.

104.2 Replacing or Upgrading. A Network Provider is not required to obtain a permit for replacing or upgrading a Network Node or Pole that is substantially similar in size or smaller and that does not require excavation or closing of sidewalks or vehicular lanes in the Right-of-way. For the purposes of Section 104.2:

- A. A new or upgraded Network Node or Node Support Pole is considered “substantially similar” if the equipment, including antenna, will not be more than ten percent (10%) larger and the pole will not be ten percent (10%) higher than the existing, permitted equipment and/or pole.
- B. The replacement of an existing Node Support Pole is not included within Section 104.2.
- C. The replacement or upgrade does not violate concealment requirements for the Network Node or Node Support Pole or height restrictions required in the Design Guide.

104.3 Network Node Strung on Cables. A Network Provider is not required to obtain a permit for the installation, placement, maintenance, operation, or replacement of micro Network Nodes that are strung on cables between existing poles or Node Support Poles, in compliance with the National Electrical Safety Code.

104.4 Notice Required. A Network Provider must provide the City with forty-eight (48) hours advance written notice to the City Manager, or his/her designee, of intent to perform work that does not require a permit.

104.5 Pole Owner Approval. A Network Provider may replace or upgrade a pole only with the approval of the Pole’s owner and written confirmation of such approval shall be submitted to the City with the notice.

104.6 Size Limitations. The size of any upgraded or replaced Network Node or Pole may not exceed the size limitations in the Design Guide.

Sec. 33-105. – Permit and Right-of-way use Fees.

105.1. Permit fee. Except as otherwise provided by Chapter 283 or 284 of the Texas Local Government Code, the Network Provider shall pay to the City a Permit fee that is calculated as of the date of the application for Permit by applying the appropriate Permit fee to each of the Facilities included in the application, in accordance with the City's fee schedule, not to exceed the values provided in the table below.

105.2 Public rights-of-way use fees. The Permit Holder shall pay to the City a Rights-of-way Fee that is calculated in accordance with Chapter 283 or 284 of the Texas Local Government Code, an agreement with the City, or the table below, as applicable. The Rights-of-way fee for Network Nodes, Node Support Poles, and Transport Facilities shall be prorated for the first year in which the Permit is paid, and shall be paid at the time of the Permit application.

<u>Equipment Type</u>	<u>Permit Fee</u>	<u>Rights-of-way Fee</u>
<u>Transport Facilities</u>	<u>\$500 for first 5 Nodes, \$250 for each additional Node</u>	<u>\$28 per month per Node^{1 4}</u>
<u>Network Nodes</u>	<u>\$500 for the first 5 Nodes, \$250 for each additional Node</u>	<u>\$250 per year per Node^{2 3}</u>
<u>Node Support Poles</u>	<u>\$1,000 per Pole</u>	<u>NA</u>

¹ Unless equal or greater amount is paid under Chapter 283 or 284 of the Local Government Code or Chapter 66 of the Utility Code.

² As adjusted by an amount equal to one-half the annual charge, if any, in the Consumer Price Index. The City shall provide written notice to each Network Provider of the new rate; and the rate shall apply to the first payment due to the City on or after the 60th day following the written notice.

³ Collocated Network Nodes on City Service Poles shall also pay an annual Collocation fee at a rate not greater than \$20 per year per Service Pole.

⁴ A Network Provider may not install its own Transport Facilities unless the Provider: (i) has a Permit to use the Right-of-way; and (ii) pays to the City a monthly Right-of-way rate for Transport Facilities in an amount equal to \$28 multiplied by the number of the Network Provider's Network Nodes located in the Right-of-way for which the installed Transport Facilities provide backhaul unless or until the time the Network Provider's payment of fees to the City exceeds its monthly aggregate per-Node compensation to the City. A Network Provider that wants to connect a Network Node to the network using the Right-of-way may: (i) install its own Transport Facilities as provided in this Article; or (ii) obtain transport service from a Person that is paying municipal fees to occupy the Right-of-way that are the equivalent of not less than \$28 per Node per month. A Right-of-way rate required by this Article is in addition to any other Right –of-way rate required by the City.

105.3 Annexation and Disannexation. For the purpose of compensating the City under this Article, a Permit Holder shall start including or excluding structures within an annexed or disannexed area within thirty (30) days of written notice by the City to the Permit Holder of the annexation or disannexation

105.4 Timing of Rights-of-way Fee Payment. Permit Holder shall remit the Rights-of-way Fees on an annual basis, unless otherwise proscribed by Chapter 284 of the Texas Local Government Code or a

written agreement with the City. Unless otherwise mandated by State Law, the payment of Rights-of-way Fees shall be due on January 31st of each year following the year in which a Permit fee and prorated Right-of-way Fee was paid, and each subsequent year until (i) the structures are removed from the Right-of-way and written notice is provided to the City, or (ii) the structures are no longer owned by the Permit Holder and written notice of the new owner's name, address, and phone number are provided to the City.

105.5 Default. Notwithstanding any other provision in this Article, in the event that full and proper payments due the city under this Article or the permit have not been made by a Permit Holder within twenty (20) days after the due date, an event of default shall have occurred, in which case the permit may be terminated by the City. Any provider that is found to be in default and whose permit has been terminated for non-payment of fees, may not apply for another permit until all past due fees have been paid.

105.6 No release. No acceptance of any payment shall be construed as a release of, or an accord or satisfaction of, any claim that the City might have for further or additional sums payable under the terms of this chapter or a permit, or for any other performance or obligations of Permit Holder.

105.7 Confidential records. If the Permit Holder notifies the City of the confidential nature of any information, reports, documents, or writings, and such information, reports, document or writings are prominently labeled as confidential, the City agrees to maintain the confidentiality of the information, reports, documents, and writings to the extent permitted by law. Upon receipt by the City of requests for the Permit Holder's confidential information, reports, documents, or writings, the City shall notify the Permit Holder of the request in writing. The City shall request an attorney general's opinion before disclosing any confidential information, reports, documents or writings and will furnish the provider with copies of attorney general opinion requests it makes pertaining to the Permit Holder's confidential information, reports, documents or writings. Upon request by the City, the Permit Holder shall provide assistance in preparing and submitting the request for an attorney general's opinion.

105.8 Books and records.

- A. Upon written request from the City Manager, Permit Holders shall report to the City such other information as the City Manager may reasonably require to ensure correct payments to the City are made and shall comply with the City's reasonable determination of forms for reports, the time for reports, the frequency with which any reports are to be made, and if reports are to be made under oath.
- B. Permit Holders shall promptly make available to the City or a City designated representative, its books and records to examine, audit, review and/or obtain copies of the papers, books, accounts, documents, maps, plans and other records of Permit Holders pertaining to permits granted under this chapter to ensure proper payments are made to the City. Permit Holders shall fully cooperate in making available its records and otherwise assisting in these activities.
- C. The City Manager may, at any time, make inquiries pertaining to Permit Holders' performance of the terms and conditions of a permit. Permit Holders shall respond to such inquiries on a timely basis.

Sec. 33-106. – Construction Standards

106.1 Advance Notice Required. The City Manger shall be notified forty-eight (48) hours in advance that construction is ready to proceed by either the Permit Holder, their contractor or representative, including the name, address, and phone numbers of the contractor performing the actual construction, and the name and telephone number of the individual who will be available at all times

during construction. Failure to provide the information will result in the suspension of the Permit until the required information is received.

106.2 Conformance to Other Laws. Permit Holders are explicitly subject to the police powers of the city, any other governmental powers, and the city's rights as a property owner under State and Federal laws. All work done by Permit Holders in connection with the construction, expansion, reconstruction, maintenance or repair of its Facilities in the Rights-of-way shall be subject to and governed by all City requirements, and applicable Federal and State rules and regulations.

106.3 Construction work regulation, maintenance and underground conduit use

- A. All excavations and other construction in the public rights-of-way shall be performed in accordance with all applicable City requirements, including the obligation to use trenchless technology whenever possible and economically practical. Furthermore, all such construction shall be undertaken so as to minimize interference with the use of public and private property and in accordance with any direction given by the City under the police and regulatory powers of the City.
- B. In addition to any other city requirements, 30 days prior to the commencement of construction which involves any non-emergency alteration to the surface or the sub-surface of the Rights-of-way, to the extent generally required, Permit Holders shall furnish the City Manager (or such other officials as the City may designate from time to time) with construction plans and maps showing the routing of any new construction and construction plans. Permit Holders shall not commence non-emergency construction until the plans and drawings have been approved in writing by the City Manager. Such approval shall not be unreasonably withheld or delayed and appeal to the City Council shall be afforded to the Permit Holder.
- C. Upon request by written notice of the City, Permit Holders shall promptly remove and abate any Facility that is determined by the City to pose a threat to public safety. Permit Holders and the City shall cooperate to the extent possible to assure continuity of service during the removal. If any Permit Holder, after notice, fails or refuses to act, the city may remove or abate the same, at the sole cost and expense of such Permit Holder which shall be promptly paid to the City, all without compensation or liability for damages to the Permit Holder.
- D. Upon completion of initial or any subsequent construction or repair work, providers shall promptly restore the Rights-of-way in accordance with applicable City requirements. Permit Holders may excavate only for the construction, installation, expansion, repair, removal, and maintenance of all or a portion of its Facilities.
- E. Except in an emergency, provider shall not excavate any pavement in any public alley or street or significant amounts of any unpaved public right-of-way without first complying with all applicable city requirements.
- F. Within 120 days of completion of each segment of Permit Holder's Facilities, or any addition thereto, each Permit Holder shall supply the city with a complete set of "as built" drawings for that segment or addition in the format in which the Permit Holder keeps such records in the normal course of business. Permit Holders shall also obtain the City's

approval before any relocation of Facilities in the Rights-of-way. In addition, Permit Holders shall provide to the City, upon request, a map of its Facilities.

106.4 Work by others, construction by abutting owners and alterations to conform with public improvements.

- A. The City reserves the right to lay and permit to be laid, sewer, gas, water, and other pipe lines or cables and conduits, and to do and permit to be done, any underground and overhead work, and any attachment, restructuring or changes in aerial facilities that may be deemed necessary or proper by the City in, across, along, over or under any public street, alley or Right-of-way occupied by Permit Holders, and to change any curb or sidewalk or the grade of any street.
- B. In the event that, during the term of the permit, the City authorizes abutting landowners to occupy space under the surface of any public street, alley, or right-of-way, such grant to an abutting landowner shall be subject to the rights herein granted to Permit Holders. In the event that the city shall close or abandon any public right-of-way, which contains any portion of Permit Holders' Facilities, any conveyance of land contained in such closed or abandoned public right-of-way shall be subject to the rights herein granted.
- C. During the term of all permits, Permit Holders shall be liable to the City for the acts or omissions of any entity used by Permit Holders when such entity is involved directly or indirectly in the construction and installation of Permit Holders' Facilities to the same extent as if the acts or omissions of such entity were the acts or omissions of a Permit Holder.
- D. Within 90 days following written notice from the City, Permit Holders shall, at their expense, temporarily or permanently remove, relocate, change or alter the position of any of their Facilities that are in the Rights-of-way whenever the City shall have determined that such removal, relocation, change or alteration is necessary for:
 - (1) The construction, repair, maintenance or installation of any City or other public infrastructure improvement in or upon the Rights-of-way; or
 - (2) The operations of the City in or upon the Rights-of-way.

106.5 Workmanship and Notice of Damage. Permit Holders are responsible for the workmanship and any damages caused by a contractor or subcontractor. All Permit Holders shall notify the City Manager immediately of any damage to utilities or other structures, either City or privately owned.

106.6 When Work May Be Performed. All work of any nature or type, either directly or indirectly relating to the placement, layout, grade, construction, or reconstruction of any Facility, improvement, equipment or other thing, along, across, on, over, through, above or under any public street, avenue, alley, Right-of-way, public grounds or public place within the City shall be performed between the hours of 8:00 a.m. and 5:00 p.m., Monday through Friday, with the exclusion of legal holidays. The City Manager may waive the requirements of this section if it appears to him to be in the best interest of the citizens of the City.

Sec. 33-107. – Construction and Maintenance of Structures

107.1 Construction Requirements. Except where expressly provided otherwise by State Law, a Permit Holder shall construct and maintain structures in the Right-of-way in accordance with the Design Manual to ensure structures do not:

- A. Obstruct, impede, or hinder the usual travel or public safety on a Right-of-way;
- B. Obstruct the legal use of a Right-of-way by other Persons;
- C. Violate nondiscriminatory applicable codes;
- D. Violate or conflict with the City's Right-of-way design specifications; or
- E. Violate the Federal Americans with Disabilities Act of 1990 (ADA).

107.2 Design Manual. Structures to which this Article applies must conform to the specifications required by the construction codes and Design Manual as adopted by the City at the time the permit application is submitted.

107.3 Requests for Temporary Moves. Upon request, the Permit Holder shall remove or raise or lower its aerial wires, fiber or cables temporarily to permit the moving of houses or other bulky structures. The expense of such temporary rearrangements shall be raise by the party or parties requesting them and the Permit Holder may require payment in advance. The Permit Holder may require payment in advance. The Permit Holder shall be given not less that forty-eight (48) hours advance notice to arrange for such temporary rearrangements.

107.4 Tree Trimming. The Permit Holder, its contractors and agents have the right, permission and license to trim trees upon and overhanging the Rights-of-way to prevent trees from coming in contact with the Permit Holder's Facilities. When directed by the City, tree trimming shall be done under the supervision and Direction of the City Manager.

Sec. 33-108. – Improperly Installed Structures

108.1 Proper Installation Required. Structures in the Rights-of-way shall be properly installed, repaired, upgraded and maintained. Structures shall be considered to be improperly installed, repaired, upgraded or maintained if:

- A. The installation, repairs, upgrade, or maintenance endangers people;
- B. The structures do not meet the applicable City requirements;
- C. The structures are not capable of being located using standard practices; or
- D. The structures are not located in the proper place in accordance with the plans approved by the City Manager.

108.2 Existing Structures. This Section 33-108 shall not apply to structures installed prior to the effective date of this ordinance unless such structures are repaired or upgraded.

108.3 City review of Poles. When Poles are used, the type of Poles, location, depth, upgrade, etc. shall be subject to review of the City Manager unless otherwise provided by this Article.

Sec. 33-109. – Restoration of Property

109.1 Restoration of Affected Property Required. Permit Holders of the Right-of-way shall restore property affected by construction in the Right-of-way to a condition that is equal to or better than the

condition of the property prior to the performance of the work. This includes, but is not limited to, replacing all natural ground cover with an equal or better type of ground cover damaged during work, either by sodding or seeding, as directed by City Manager.

109.2 Restoration Requirements. Restoration shall be to the reasonable satisfaction of the City Manager. The restoration shall include, but not be limited to:

- A. Installation of all manholes and hand holes, as required;
- B. All bore pits, potholes, trenches, or any other holes shall be covered or barricaded daily;
- C. Leveling of all trenches and backhoe lines; and
- D. Restoration of excavation site to City specifications.

109.3 Locator Flags. All locator flags shall be removed during the cleanup process by the Permit Holder or Permit Holder's contractor at the completion of the work.

Sec. 33-110. – General Terms Applicable to Permit Holders

110.1 Transfer of Permit.

- A. No permit granted under this Article, or any rights or privileges of Network Providers under a permit, either separately or collectively, shall be sold, resold, assigned, transferred or conveyed by providers to any other Person, without the prior written consent of the City. Should the Network Provider sell, assign, transfer, convey or otherwise dispose of any of its rights or interests under this permit, without the City's prior consent, the City may revoke the permit for default, in which event all rights and interest of the Network Provider under the permit shall cease.
- B. Any transfer in violation of this Section 33-110 shall be null and void and unenforceable.
- C. A mortgage or other pledge of assets to a bank or lending institution in a bona fide lending transaction shall not be considered an assignment or transfer.
- D. Every permit granted under this Article shall specify that any transfer or other disposition of rights which has the effect of circumventing payment of required permit fees and/or evasion of payment of such fees is prohibited.

110.2 Not Exclusive. No rights agreed to in this Article by the City shall be exclusive and the City reserves the right to grant franchises, licenses, easements, or permissions to use the Rights-of-way within the City to any Person as the City, in its sole discretion, may determine to be in the public interest.

110.3 Deed Restrictions. A Permit Holder installing Structures in Right-of-way shall comply with private deed restrictions and other private restrictions in the area.

110.4 Cable Service Not Authorized by Permit. A Permit Holder is not authorized to provide Cable Service as a cable operator in the City under this Article, but must first obtain a franchise agreement from the City for that purpose, under such terms and conditions as may be required by Law. A Permit for installation, placement, maintenance, or operation of a Network Node or Transport Facility under this Article shall not confer authorization to provide Cable Service or video service, as defines by Section 66.002, Utilities Code, or Information Service as defined by 47 U.S.C. Section 153, or Wireless Service as defines by 47 U.S.C. Section 153, in the Right-of-way.

110.5 *Interference Not Permitted; Notice and Time for Correction of Interference.* A Network Provider shall ensure that the operation of a Network Node does not cause any harmful radio frequency interference to a Federal Communications Commission-authorized mobile wireless operation of the City operating at the time the Network Node was initially installed or constructed. On written notice, a Network Provider shall take all steps reasonably necessary to remedy any harmful interference. If a Network Provider fails to correct any harmful interference within sixty (60) days of written notice, the City may upon fourteen (14) day advance written notice revoke any and all Permits for the Network Node.

110.6 *Permit Limited.* A Permit provided under this Article does not provide authorization for attachment of a Network Nodes on Poles and other structures owned or operated by investor-owned electric utilities, as defined by Section 31.002, Utilities Code, electric cooperatives, telephone cooperatives, as defined by Section 162.003, Utilities Code, or Wireless providers, as defined by Section 51.001, Utilities Code.

110.7 *Other Requirements.* The City may impose additional requirements on the activities of Network Providers in the Right-of-way to the extent that the regulations are reasonably necessary to protect the health, safety, and welfare of the public.

Sec. 33-111. – Denial and Termination of Permits

111.01 *Denial of a Permit Application.* If the City denies a permit application submitted under this Article, the City must include specific applicable code provisions or other municipal rules, regulations, or other law on which the denial was based. The Network Provider shall have thirty (30) days from the date of denial to cure the deficiencies identified in the denial and resubmit without incurring an additional application fee. The City's review of the resubmitted application is limited to deficiencies cited in the denial.

111.02 *Termination of a Permit.* The City shall reserve the right to terminate any permit and any rights or privileges granted under this Article in the event of a breach of the terms and conditions of the permit or of this Article, subject to a 30 day written notice and the opportunity to cure the breach during that 30 day period.

111.03 *When a Breach Occurs.* A breach shall not be deemed to have occurred if the violation occurs without the fault of a Network Provider or occurs as a result of circumstances beyond its control. Network Providers shall not be excused from performance of any of their obligations under this chapter by economic hardship, nor misfeasance or malfeasance of their managers, officers, agents or employees.

110.4 *Process For Termination.* A termination shall be declared only by a written decision of the City Council after an appropriate public proceeding before the City Council, which shall accord the provider due process and full opportunity to be heard and to respond to any notice of grounds to terminate. All notice requirements shall be met by giving the Network Provider at least 15 days prior written notice of any public hearing concerning the proposed termination of its permit. Such notice shall state the grounds for termination alleged by City.

110.4 *Does Not Apply for Default of Payment.* The provision of this Section 33-110 shall not apply to any automatic termination resulting from a default of payment as set forth in section 33-105, above.

Sec. 33-112. - Insurance requirements.

112.1 Insurance Required. Network Providers shall obtain and maintain in full force and effect throughout the term of a permit granted under this Article, insurance with an insurance company licensed to do business in the State of Texas and acceptable to the City as determined by the City Manager. All companies will be required to be rated A-VI or better by A.M. Best or A or better by Standard and Poors. Network Providers shall furnish the City with proof of such insurance so required at the time of filing the application for a permit. The City reserves the right to review these insurance requirements during the effective period of any permit, and to reasonably adjust insurance coverage and their limits when deemed necessary and prudent by the City, based upon changes in statutory law, court decisions, or the claims history of the industry or the provider.

112.2 Insurance Coverage Amounts. Subject to Network Providers' right to maintain reasonable deductibles in such amounts as are approved by the City, Network Providers shall obtain and maintain in full force and effect for the duration of any permit, at Network Providers' sole expense, insurance coverage in the following type and minimum amounts:

<u>Type</u>	<u>Amount</u>
<u>1. Workers' Compensation</u>	<u>Statutory Limits</u>
<u>2. Commercial general (public) liability to include coverage for the following where the exposure exists:</u>	
<u>(i) Premises operations</u>	<u>*</u>
<u>(ii) Independent contractors</u>	<u>*</u>
<u>(iii) Products/completed operations</u>	<u>*</u>
<u>(iv) Personal injury</u>	<u>*</u>
<u>(v) Contractual liability</u>	<u>*</u>
<u>(vi) Explosion, collapse and underground property damage</u>	<u>*</u>
<u>3. Comprehensive automobile insurance coverage for loading and unloading hazards, for:</u>	
<u>(i) Owned/leased automobiles</u>	<u>**</u>

<u>(ii) Nonowned automobiles</u>	<u>**</u>
<u>(iii) Hired automobiles</u>	<u>**</u>
<u>4. Pollution liability</u>	<u>\$1,000,000.00</u>
<u>Insurance</u>	<u>per occurrence</u>
<u>(i) Bodily injury</u>	
<u>(ii) Property damage</u>	
<u>(iii) Clean-up cost</u>	

-

*Combined single limit for bodily injury and property damage of \$10,000,000.00 per occurrence or its equivalent.

**Combined single limit for bodily injury and property damage of \$2,000,000.00 per occurrence or its equivalent.

112.3 City's Rights to Requests. The City Manager shall be entitled, upon request and without expense, to receive copies of certificates of insurance evidencing coverage stated above. The City Manager also may make any reasonable requests for deletion, revision or modification of particular policy terms, conditions, limitations or exclusions, except where policy provisions are established by law or relation binding upon either City or a Network Provider or upon the underwriter for any of such policies. Upon request for deletion, revision or modification by the City Manager, Network Providers shall accomplish the changes and shall pay the cost thereof.

112.4 Insurance Certificates. Network Providers shall agree that with respect to the above-required insurance, all insurance certificates will contain the following required provisions:

- A. Name the City and its officers, employees, board members and elected representatives as additional insureds (as the interests of each insured may appear) as to all applicable coverage;
- B. Provide for 60 days notice to the City for cancellation, non-renewal, or material change;
- C. Provide for notice to both the City Manager and the City Clerk by certified mail; and
- D. Provide that all provisions of the permit, as amended, concerning liability, duty, and standard of care, including the indemnity section, shall be underwritten by contractual coverage sufficient to include such obligations within applicable policies, subject to policy terms and conditions.

112.5 Insurance Review by the City. The insurance certificates obtained by Network Providers in compliance with this Section 33-112 shall be subject to approval by the City Manager, and such proof of insurance shall be filed and maintained with the City Manager and the City Clerk during the term of the permit, or any extension or renewal thereof, and may be changed from time to time to reflect changing

liability limits' as required by the City. Network Providers shall immediately advise the City Attorney of any actual or potential litigation that may develop that would affect insurance coverage related to any permit.

112.6 No Right to Recovery. Insurers shall have no right of recovery against the city, it being the intention that the insurance policies shall protect Network Providers and the City and shall be primary coverage for all losses covered by the policies.

112.7 Other Insurance Clause. The policy clause "other insurance" shall not apply to the City where the City is an insured on the policy.

112.7 Premiums Not Paid By City. Companies issuing the insurance policies shall have no recourse against the City for payment of any premiums or assessments which all are set at the sole risk of the Network Providers. Insurance policies obtained by Network Provider shall provide that the issuing company waives all right of recovery by way of subrogation or assignment against the city in connection with any damage covered by these policies.

112.8 Self-Insurance. When presented with adequate financial documentation from the Network Provider and in compliance with applicable state laws, the City Manager may accept in lieu of the insurance requirements described above, a self-insurance provision in the permit which provides substantially similar protection to the above requirements.

Sec. 33-113. - Indemnity.

113.1 Indemnification. Each Network Provider shall protect, defend, and hold harmless the City, its employees, officers, and legal representatives (collectively in this section, the "City") from any and all third-party claims, demands, and liability, including defense costs, relating in any way to damages, claims, or fines (collectively, "claims") arising by reason of or in connection with:

- A. The City's actual or alleged negligence arising solely from the grant of, administration of, or operations under this Article, including, without limitation, the City's approval of work plans, City inspection of the Network Provider's Facilities or the repair or maintenance thereof, the City's receipt or failure to receive insurance policies, or similar acts or omissions of the City in connection with its rights, duties, or obligations under this Article; together with
- B. The Network Provider's actual or alleged negligence in the construction, maintenance, or operation of its Facilities in the Rights-of-way under this Article.

113.2 Indemnification Not Required. The Network Provider shall not be required to indemnify or pay the defense costs of the City under Subsection 113.1 where:

- A. The claims arise in whole or in part out of the Network Provider's compliance with the City's directives (other than those ordering compliance with applicable laws, ordinances, rules, or regulations) relating to the time, place, or manner of the activities of the Network Provider alleged or found to be negligent; and
- B. There is no finding in a final, nonappealable order or judgment that the Network Provider is fifty-one percent (51%) or more at fault.

113.3 Immunity of Network Provider. The provisions of this section shall apply notwithstanding any immunity of the Network Provider under the workers compensation laws of the State of Texas.

113.4 Benefit of the City and Network Provider. The provisions of this Section 33-113 are solely for the benefit of the City and the Network Provider and are not intended to create or grant any rights, causes of action, or liability, contractual or otherwise, to any person or entity.

Sec. 33-114. - Bond and letter of credit.

114.1 *Bond Requirement.* Each permit shall contain requirements for construction bonds and/or payment and performance bonds during construction, as necessary to ensure compliance with this Article and the permit. The amount of any such bonds shall not exceed the amount necessary to assure that the construction work will be performed in compliance with all applicable City Codes.

Sec. 33-115. - Unauthorized Use of Rights-of-way.

115.1 *Unauthorized Use.* It shall be unlawful for any person to place any Network Nodes, Network Support Poles, or Transport Facilities on, in or over the public rights-of-way, City property, City structures or utility infrastructure unless expressly allowed under this Article or the terms of a permit.

115.2 *Deemed an Offense.* Each unauthorized use shall be deemed to be a distinct and separate offense. Each day a violation of this Article continues shall constitute a distinct and separate offense.

115.3 *Penalty for Each Offense.* The violation of any provision of this Article shall be unlawful and a misdemeanor offense.

Sec. 33-116. - State Law to Apply.

116.1 *Law and Venue.* To the extent not in conflict with the federal laws relating to telecommunications, the laws of the State of Texas shall apply to any permit granted under this Article and venue for any dispute with respect to such permit shall be in Harris County, Texas.

(Addition shown by underline)

Design Manual

I. Introduction

A. Purpose

The following design specifications are required by the City to: (i) prevent obstruction, impediment, or hindrance of the usual travel or public safety on a Right-of-way; (ii) prevent obstruction of the legal use of the Rights-of-way by Network Providers; and (iii) protect health, safety, and welfare of the public.

B. Scope

Any Person that constructs, modifies, maintains, operates, relocates, or removes Network Nodes, Node Support Poles, or Transport Facilities shall conform to the following design specifications and all applicable construction codes of the City. The City Manager shall deny any Permit application that does not strictly conform to the applicable requirements.

C. Definitions

Terms defined in Section 33-102 of the Code of Ordinances of the City of Bellaire, Texas shall have those same meanings when used in this Design Manual.

II. Design Requirements for all Rights-of-way

A. Pole Stability Requirements

Nodes, equipment cabinets, and Poles shall be constructed based on an industry standard pole load analysis completed and submitted to the City indicating that the Service Pole or Network Support Pole to which the Network Node is to be attached will safely support all of the proposed and existing equipment. Documentation shall be completed and submitted to the City indicating that the Pole foundation and anchoring mechanism is (i) sufficient for the types of soil in the proposed location, and (ii) sufficient to withstand typical area wind loads as identified by the adopted construction codes of the City. Poles shall be constructed with foundations based on a (i) soils test if the proposed Pole is over thirty (30) feet in height, or (ii) a geotechnical survey if the proposed Pole is over forty-five (45) feet.

B. Limit on number of Network Nodes per Pole

The number of Network Nodes allowed per Pole shall be limited based on the pole load analysis.

C. Minimum placement height

Network Node equipment placed on a new or existing Pole shall be placed more than twelve (12) feet above ground level. If a Network Node or other equipment is projecting toward the Street, for safety and protection of the public and vehicular traffic, the attachment shall be installed no less than sixteen (16) feet above ground.

D. Equipment size limitations

All Facilities shall be constructed and limited in size in accordance with Section 284.003 of the Texas Local Government Code.

E. Compliance with National Electrical Safety Code

Facilities must be installed in accordance with the National Electrical Safety Code, subject to applicable codes, and any Utility Pole owner's construction standards.

F. New Pole locations and construction requirements

New Poles shall be constructed with breakaway bases and located as close as possible to the outside edge of the Right-of-way. New poles shall be spaced apart from existing poles by no less than one-hundred (100) feet. New poles may not be located within three (3) feet of sidewalks, pedestrian paths or bicycle paths. New Poles may not be located within ten (10) feet of driveways, streets, or highways. New Poles should provide minimum disruption of visibility and site lines for nearby driveways, windows and other existing improvements.

G. Installations near intersections

A Network Provider shall not install structures within one-hundred (100) feet of any intersection, as measured from the closest outside corner of the two intersecting Streets.

H. Installation near schools and parks

For the safety of pedestrians, particularly small children, and to allow full line of sights near school property and Parks, a Network Provider shall not install ground equipment or new Poles within a Right-of-way inside the boundary line of school property or within two-hundred fifty (250) feet of the boundary line of school property. A Network Provider shall not install ground equipment within a Right-of-way inside the boundary line of a Park or within two-hundred fifty (250) feet of the boundary line of a Park.

I. Installation of wires, conduits or cables

Any structures that include wires, conduits, or cables shall be located underground, except where the City Engineer identifies, based on the Permit application, that existing utility or other structures prevent the safe installation of the proposed structures underground. Where wires, conduits, or cables are required to be installed aboveground, they shall be attached to existing Poles where possible and must not hang lower than twelve (12) feet above ground level. New Poles installed to support aboveground wires, conduits, or cables shall comply with all location and construction requirements for new Poles.

J. Installations in utility easements

Facilities may be installed in utility easements where (i) the installation will not interfere with existing or planned utilities, and (ii) the underlying property owner grants written authorization, except where installation of a collocated Network Node does not require installation of any ground equipment.

K. Height limitation

A Network Provider shall ensure that the vertical height of a structure installed in a Right-of-way does not exceed the lesser of : (i) ten (10) feet in height above the tallest existing Utility Pole located within 500 linear feet of the proposed structure in the same Right-of-way; or (ii) fifty-five (55) feet above ground level.

L. Electrical supply

Network Providers shall be responsible for obtaining any required electrical power service to the structures. Network Providers shall not allow or install generators or back-up generators in the Rights-of-way.

III. Designated areas; Rights-of-way management

Network Providers are not required to obtain conditional use permits or other land use approvals for location in City Right-of-way, except as specified in this Section. In addition to the requirements of Section II of this Design Manual, the following requirements shall apply to any Network Nodes, Node

Support Poles, or Transport Facilities to be located in designated areas as described by this Section. A conditional use permit or other land use approval is required in addition to any other Permit required by City Code.

A. Historic Areas/Design Areas with Decorative Poles

A Network Provider must obtain advance written consent from City Council before installing structures in an area of the City that has been designated as a Historic Areas or as a Design Area with Decorative Poles. The City may designate new Historic Areas and Design Areas at a future date.

B. Underground areas

A Network Provider shall comply with undergrounding requirements where applicable, including City ordinances, zoning regulations, State Law, private deed restrictions, and other public or private restrictions, that prohibit installing above ground structures in Right-of-way without first obtaining zoning or land use approval.

C. Parks/residential areas

A Network Provider may not install a new Pole in a Right-of-way without City Council's written consent if the Right-of-way is in a Park or is adjacent to a Street or thoroughfare that is: (i) Not more than 50 feet wide; and (ii) Adjacent to single-family residential lots or other multifamily residences or undeveloped land that is designated for residential use by zoning or deed restrictions.

D. Designation of areas under this Section

Design Areas with Decorative Poles, Historic Areas, underground areas, Parks, and residential areas shall all be those shown on the Rights-of-way Management Map, as adopted and amended from time to time by City Council. A Network Provider's structures in a particular location shall be subject to the area designations in place at the time of a Permit application for those particular structures. Any area where all Poles within one-thousand (1,000) feet of a proposed location are of a similar design with no additional permanent appurtenances attached are designated by this section as a Design Areas with Decorative Poles, even where such an area is not shown as a Design Area on the Right-of-way Management Map.

E. Land Use Approval process

The following shall constitute the process for obtaining advance written consent of City Council or land use approval for installation of any structures required to obtain such approval by this Design Manual.

- (1) Application. The Network Provider shall submit an application for conditional use permit, in addition to any other Permits required for construction of structures and use of the Rights-of-way. This conditional use permit application shall include documentation for the following:
 - a. Plans or design specifications compliant with specific design criteria for an area;
 - b. A Permit fee;
 - c. The locations of all other buildings, structures, Facilities and Poles located within 1,000 feet of the proposed location; and
 - d. At least one photo of the nearest Pole to the proposed location.
- (2) Processing. The Network Provider's application for conditional use permit shall be processed for review by the City's planning and zoning commission and the City Council using the City's standard of notice procedures, administrative processes, and scheduling procedures for zoning applications.

(3) Evaluation criteria. Conditional use permit applications for Facilities shall be evaluated using only the following criteria:

- a. Alternative locations available within 1,000 feet for the specific type of structure being requested;
- b. Concealment measures proposed for minimizing the impact of the proposed structures on surrounding land uses; and
- c. Conditions to the Permit requested by landowners within 200 feet of the proposed location.

Conditional use permits where the proposed plans for Facilities meet the design criteria for a proposed location should be granted for that location or an alternate location within 1,000 feet, as determined by City Council.

IV. Design requirements in underground areas

All Facilities must be installed underground, or obtain land use approval in accordance with Section III E. of this Design Manual to install aboveground Facilities, in designated underground areas, including areas where utilities are required to be installed underground by City ordinance, zoning regulations, State Law, private deed restrictions and other public or private restrictions that prohibit installing above ground utilities or structures in a public Right-of-way without first obtaining zoning or land use approval. Areas may be designated from time to time by the City as underground areas in accordance with the filed plats, and or conversions of overhead to underground areas, as may be allowed by Law.

V. Design requirements in historic and Design Areas

A. Concealment measures required

As a condition for land use approval of structures in Design Areas with Decorative Poles in a Historic Area, the City shall require Concealment measures for any above ground structures. Any request for installations in designated areas must be accompanied with proposed Concealment measures that are similar to an existing structure that is 1) within the area, 2) within 1,000 feet of the proposed location, and 3) is not a nonconforming structure. Structures shall be constructed and maintained in compliance with all City, State, and Federal historic preservation laws and requirements.

B. Concealment shall comply with other City Code requirements

Where a Network Provider is required to employ Concealment measures, the Network Provider shall comply with other City Code requirements, including coning, where applicable. Colors in designated areas must be approved by the City Manager from a palette of approved colors for that area. Unless otherwise provided, all colors shall be earth tones or shall match the background of any structure the Facilities are located upon and all efforts shall be made for the colors to be inconspicuous.

VI. Design requirements in Parks and residential areas

A Network Provider may not install a new Pole in a Right-of-way without City Council's written consent obtained in accordance with Section III E. of this Design Manual if the Right-of-way is in a Park or is adjacent to a Street or thoroughfare that is: (i) Not more than 50 feet wide; and (ii) Adjacent to single-family residential lots or other multifamily residences or undeveloped land that is designated for residential use by zoning or deed restrictions.

VII. Administrative hearing

Should a Network Provider desire to deviate from any of the standards set forth in this Design Manual, to appeal an interpretation by City staff of the City regulations applicable to structures located in the Rights-of-way, or allege a specific provisions of this Design Manual is inconsistent with State or

Federal Law as applied specifically to that Network Provider, the Network Provider may request an administrative hearing before a board of appeals. The Board of Adjustments shall act as the board of appeals for a request for a variance or appeal of administrative decision. The process before the Board of Adjustments for an application, hearing and vote shall follow the procedure set out in the Board of Adjustments Rules of Procedure.

VIII. Unauthorized and improperly located structures

If any structures are installed in a location that has not obtained a Permit, that impedes pedestrian or vehicular traffic, or that obstructs the legal use of a Right-of-way by utility providers, then the Network Provider shall promptly remove the structures. After thirty (30) days advance written notice to remove unauthorized or improperly located structures, the City may remove and dispose of structures that remain unauthorized or improperly located.

(Addition shown by underline)